



FIRST RELEASE



You are required to specify a data source when allowed in your product or application.

YEAR XVI

SARAJEVO, 03/03/2022

NUMBER 1

BUSINESS STATISTICS

Tourism, january 2022

In January 2022 tourists realised 76 757 tourist arrivals in Bosnia and Herzegovina which represent the decrease by 9.2% as compared to December 2021 and increase by 56.0% as compared to January 2021. Tourists realised 185 033 tourist nights which represent the decrease by 9.1% as compared to December 2021 and increase by 51.9% as compared to January 2021. Domestic tourists share of total number of overnight stays was 40.4% and foreign tourists share was 59.6%.

The number of domestic tourist nights increased by 1.6% as compared to December 2021 and decreased by 2.0% as compared to January 2021. Foreign tourist nights increased by 14.9% as compared to December 2021 and decreased by 142.3% as compared to January 2021.

Concerning the structure of foreign tourist nights in January 2022, the most of them (75.8%) were realised by tourists from: Croatia (30.8%), Serbia (26.8%), Montenegro (6.0%), Slovenia (5.1%), Germany (3.7%) and United Arab Emirates (3.4%). Tourists from other countries realised 24.2% of tourist nights.

Regarding the average detention of foreign tourist stays in our country on the first place comes: Kuwait with average stay by 4.6 nights, Kina with 4.5 nights, Hungary with 3.6 nights, Malaysia with 3.5 nights, and Poland with 3.3 nights.

Available rooms, apartments and camping sites for tourists in Bosnia and Herzegovina in January 2022 amounted to 17 515 which is 11.0% increase compared to January 2021. Number of available beds was 37 918 beds, which is increase by 11.1%, compared to the same month of 2021.

In January 2022, in the activity - Hotels and similar accommodation, number of rooms and apartments available to tourists amounted to 16 070, which is an increase of 10.3% compared to January 2021., and number of available beds amounted to 33 455 which is an increase of 10.2%, compared to the same month of the previous year.

Net occupancy rate of rooms was 19.2% and permanent beds it was 17.0% in January 2022, while in January 2021, net occupancy rate of rooms was 15.1% and of permanent beds 12.6%.

According to the type of accommodation facility the highest number of nights was recorded in Hotels and similar accommodation with share of 95.1%

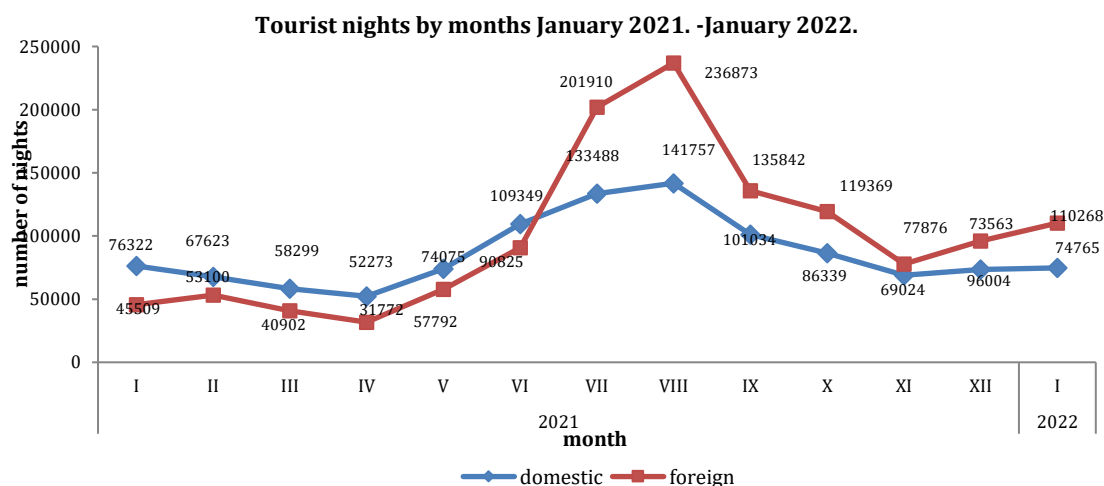


Table 1: Tourist arrivals and nights

	Arrivals					Nights					I 2022	
	I 2021	XII 2021	I 2022	Indices I 2022 XII 2021	Indices I 2022 I 2021	I 2021	XII 2021	I 2022	Indices I 2022 XII 2021	Indices I 2022 I 2021	Structure of nights %	Average number of nights by arrivals
Total	49.217	84.545	76.757	90,8	156,0	121.831	169.567	185.033	109,1	151,9	100,0	2,4
Domestic tourist	33.633	41.784	34.944	83,6	103,9	76.322	73.563	74.765	101,6	98,0	40,4	2,1
Foreign tourist	15.584	42.761	41.813	97,8	268,3	45.509	96.004	110.268	114,9	242,3	59,6	2,6

Tourist arrivals by months January 2021. - January 2022.

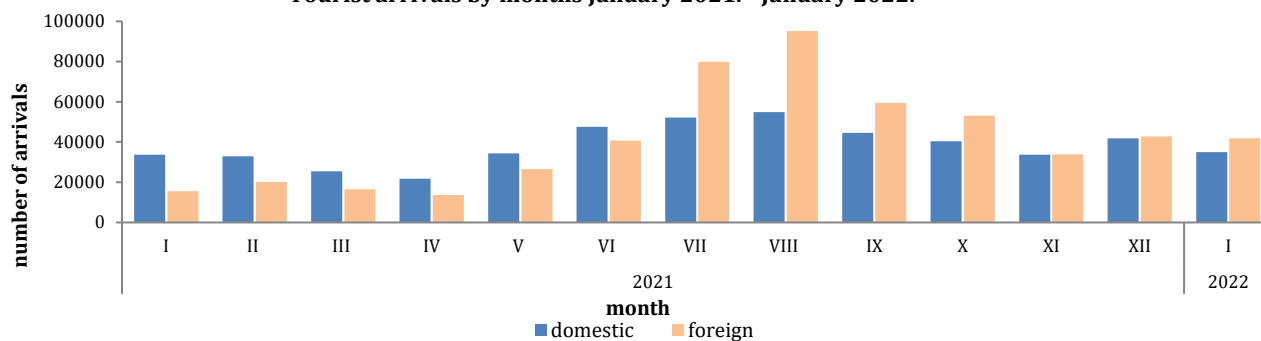


Table2: Foreign tourist arrivals and nights, by country of residence

	Arrivals					Nights					I 2022	
	I 2021	XII 2021	I 2022	Indices I 2022 XII 2021	Indices I 2022 I 2021	I 2021	XII 2021	I 2022	Indices I 2022 XII 2021	Indices I 2022 I 2021	Structure of nights %	Average number of nights by arrivals
Total Foreign tourist	15.584	42.761	41.813	97,8	268,3	45.509	96.004	110.268	114,9	242,3	100,0	2,6
Albania	30	444	84	18,9	280,0	43	820	142	17,3	330,2	0,1	1,7
Austria	359	1.983	1.298	65,5	361,6	895	4.119	3.135	76,1	350,3	2,8	2,4
Belgium	75	171	201	117,5	268,0	139	407	464	114,0	333,8	0,4	2,3
Bulgaria	42	196	160	81,6	381,0	164	501	284	56,7	173,2	0,3	1,8
Montenegro	1.493	1.825	2.476	135,7	165,8	4.216	3.407	6.636	194,8	157,4	6,0	2,7
Czech Republic	53	122	82	67,2	154,7	141	258	223	86,4	158,2	0,2	2,7
Denmark	22	158	98	62,0	445,5	61	332	244	73,5	400,0	0,2	2,5
Estonia	24	4	2	50,0	8,3	44	4	2	50,0	4,5	0,0	1,0
Finland	9	23	18	78,3	200,0	77	48	56	116,7	72,7	0,1	3,1
France	141	356	271	76,1	192,2	310	771	528	68,5	170,3	0,5	1,9
Greece	43	129	48	37,2	111,6	144	310	127	41,0	88,2	0,1	2,6
Netherlands	70	471	437	92,8	624,3	251	1.016	1.224	120,5	487,6	1,1	2,8
Croatia	3.859	9.620	12.841	133,5	332,8	11.179	18.669	33.963	181,9	303,8	30,8	2,6
Ireland	12	49	26	53,1	216,7	29	111	71	64,0	244,8	0,1	2,7
Iceland	1	2	5	250,0	500,0	1	28	10	35,7	900,9	0,0	2,0
Italy	320	512	446	87,1	139,4	822	1.474	1.058	71,8	128,7	1,0	2,4
Cyprus	24	11	12	109,1	50,0	98	36	14	38,9	14,3	0,0	1,2
Latvia	3	4	11	275,0	366,7	10	5	13	260,0	130,0	0,0	1,2
Lithuania	12	17	30	176,5	250,0	19	22	62	281,8	326,3	0,1	2,1
Luxembourg	49	97	48	49,5	98,0	143	389	127	32,6	88,8	0,1	2,6
Hungary	68	273	251	91,9	369,1	318	950	908	95,6	285,5	0,8	3,6
Malta	1	6	-	-	-	4	25	-	-	-	-	-

(continued on next page)

(next)

	Arrivals					Nights					I 2022	
	I 2021	XII 2021	I 2022	Indices I 2022 XII 2021	Indices I 2022 I 2021	I 2021	XII 2021	I 2022	Indices I 2022 XII 2021	Indices I 2022 I 2021	Structure of nights %	Average number of nights by arrivals
Norway	19	90	85	94,4	447,4	71	159	195	122,6	274,6	0,2	2,3
Germany	494	1.951	1.641	84,1	332,2	1.294	4.648	4.027	86,6	311,2	3,7	2,5
Poland	50	271	132	48,7	264,0	116	743	436	58,7	375,9	0,4	3,3
Portugal	8	26	25	96,2	312,5	61	54	59	109,3	96,7	0,1	2,4
Romania	53	119	250	210,1	471,7	144	294	453	154,1	314,6	0,4	1,8
Russian Federation	144	230	280	121,7	194,4	315	468	896	191,5	284,4	0,8	3,2
North Macedonia	137	385	279	72,5	203,6	418	1.000	606	60,6	145,0	0,5	2,2
Slovakia	31	69	62	89,9	200,0	64	153	157	102,6	245,3	0,1	2,5
Slovenia	598	3.331	2.458	73,8	411,0	1.599	7.022	5.614	79,9	351,1	5,1	2,3
Serbia	3.721	9.002	10.166	112,9	273,2	12.910	17.909	29.598	165,3	229,3	26,8	2,9
Spain	13	118	128	108,5	900,9	28	238	302	126,9	900,9	0,3	2,4
Switzerland (including Liechtenstein)	199	648	430	66,4	216,1	554	1.410	901	63,9	162,6	0,8	2,1
Sweden	94	436	278	63,8	295,7	228	1.023	692	67,6	303,5	0,6	2,5
Turkey	709	1.653	1.404	84,9	198,0	1.624	3.497	3.141	89,8	193,4	2,8	2,2
United Kingdom	82	249	228	91,6	278,0	233	559	556	99,5	238,6	0,5	2,4
Ukraine	11	93	34	36,6	309,1	22	336	73	21,7	331,8	0,1	2,1
Other European countries	15	146	129	88,4	860,0	38	298	272	91,3	715,8	0,2	2,1
Egypt	36	84	39	46,4	108,3	120	211	66	31,3	55,0	0,1	1,7
South Africa	5	11	14	127,3	280,0	6	54	25	46,3	416,7	0,0	1,8
Other African countries	77	101	78	77,2	101,3	169	162	151	93,2	89,3	0,1	1,9
Canada	38	117	65	55,6	171,1	172	384	132	34,4	76,7	0,1	2,0
USA	412	784	825	105,2	200,2	815	1.873	1.892	101,0	232,1	1,7	2,3
Other Northern American countries	9	29	32	110,3	355,6	9	62	33	53,2	366,7	0,0	1,0
Brazil	31	43	26	60,5	83,9	72	88	36	40,9	50,0	0,0	1,4
Other Southern and Central	18	45	48	106,7	266,7	43	85	72	84,7	167,4	0,1	1,5
American countries	84	156	141	90,4	167,9	233	471	377	80,0	161,8	0,3	2,7
Bahrain	14	101	21	20,8	150,0	63	249	31	12,4	49,2	0,0	1,5
India	6	10	4	40,0	66,7	68	77	4	5,2	5,9	0,0	1,0
Iran	19	71	58	81,7	305,3	43	161	155	96,3	360,5	0,1	2,7
Israel	15	17	23	135,3	153,3	25	36	53	147,2	212,0	0,0	2,3
Japan	1	16	18	112,5	900,9	4	31	24	77,4	600,0	0,0	1,3
Republic of Korea	17	193	108	56,0	635,3	60	686	262	38,2	436,7	0,2	2,4
Qatar	30	349	214	61,3	713,3	78	1.230	966	78,5	900,9	0,9	4,5
China	62	164	136	82,9	219,4	217	681	627	92,1	288,9	0,6	4,6
Kuwait	4	195	20	10,3	500,0	8	258	70	27,1	875,0	0,1	3,5
Malaysia	51	250	319	127,6	625,5	140	717	786	109,6	561,4	0,7	2,5
Oman	39	1.011	1.211	119,8	900,9	61	2.674	2.848	106,5	900,9	2,6	2,4
Saudi Arabia	1.421	3.335	1.326	39,8	93,3	3.979	11.297	3.746	33,2	94,1	3,4	2,8
United Arab Emirates	85	319	166	52,0	195,3	223	830	475	57,2	213,0	0,4	2,9
Other Asian countries	15	57	59	103,5	393,3	46	124	152	122,6	330,4	0,1	2,6
Australia	4	7	6	85,7	150,0	8	30	13	43,3	162,5	0,0	2,2
New Zealand	3	6	2	33,3	66,7	20	20	3	15,0	15,0	0,0	1,5
Other countries of Oceania	19	90	85	94,4	447,4	71	159	195	122,6	274,6	0,2	2,3

1) Index higher than 900

Foreign tourist nights and arrivals,by country of residence, January 2022.

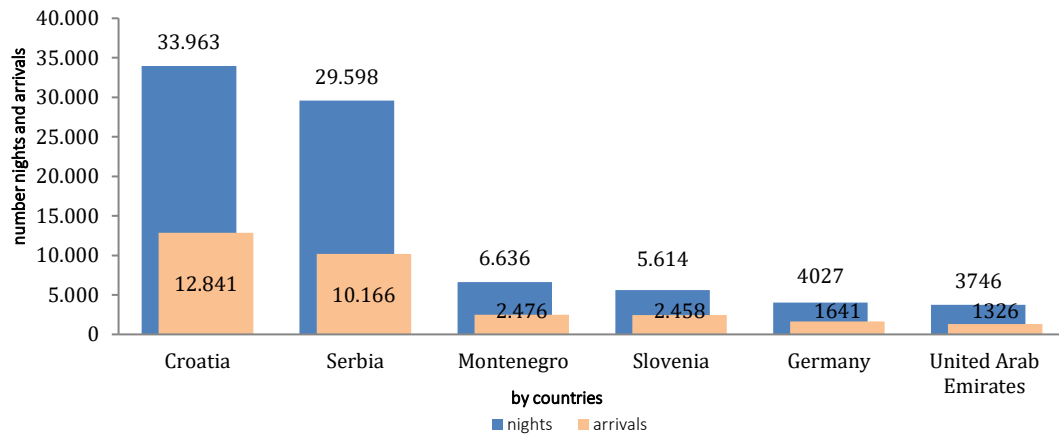


Table 3: Tourist arrivals and nights according to the classification of activities ²⁾

	Arrivals					Nights					I 2022
	I 2021	XII 2021	I 2022	Indices I 2022 XII 2021	Indices I 2022 I 2021	I 2021	XII 2021	I 2022	Indices I 2022 XII 2021	Indices I 2022 I 2021	Structure of nights %
Total	49.217	84.545	76.757	90,8	156,0	121.831	169.567	185.033	109,1	151,9	100,0
Hotels and similar accommodation	47.678	81.967	74.591	91,0	156,4	117.428	160.686	175.940	109,5	149,8	95,1
Holiday and other short-stay accommodation	1.365	1.949	1.673	85,8	122,6	3.176	4.630	4.023	86,9	126,7	2,2
Camps and camping grounds	34	186	63	33,9	185,3	64	380	165	43,4	257,8	0,1
Other accommodation	140	443	430	97,1	307,1	1.163	3.871	4.905	126,7	421,8	2,7
Domestic tourist	33.633	41.784	34.944	83,6	103,9	76.322	73.563	74.765	101,6	98,0	40,4
Hotels and similar accommodation	32.244	40.111	33.518	83,6	104,0	72.614	67.551	68.056	100,7	93,7	36,8
Holiday and other short-stay accommodation	1.236	1.252	1.033	82,5	83,6	2.514	2.432	2.215	91,1	88,1	1,2
Camps and camping grounds	17	53	23	43,4	135,3	35	57	45	78,9	128,6	0,0
Other accommodation	136	368	370	100,5	272,1	1.159	3.523	4.449	126,3	383,9	2,4
Foreign tourist	15.584	42.761	41.813	97,8	268,3	45.509	96.004	110.268	114,9	242,3	59,6
Hotels and similar accommodation	15.434	41.856	41.073	98,1	266,1	44.814	93.135	107.884	115,8	240,7	58,3
Holiday and other short-stay accommodation	129	697	640	91,8	496,1	662	2.198	1.808	82,3	273,1	1,0
Camps and camping grounds	17	133	40	30,1	235,3	29	323	120	37,2	413,8	0,1
Other accommodation	4	75	60	80,0	900,9 ¹⁾	4	348	456	131,0	900,9 ¹⁾	0,2

2) The Classification of Economic Activities of BiH 2010

Table 4: Tourist arrivals and nights, by type of organisation of tourist trips

	Individual arrangement						Organised trip					
	Arrivals			Nights			Arrivals			Nights		
	I 2021*	I 2022	Indeksi I 2022 I 2021	I 2021	I 2022	Indeksi I 2022 I 2021	I 2021	I 2022	Indeksi I 2022 I 2021	I 2021	I 2022	Indeksi I 2022 I 2021
Total	46.067	69.088	150,0	113.307	164.156	144,9	3.150	7.669	243,5	8.524	20.877	244,9
Domestic tourist	31.173	32.754	105,1	70.471	70.385	99,9	2.460	2.190	89,0	5.851	4.380	74,9
Foreign tourist	14.894	36.334	244,0	42.836	93.771	218,9	690	5.479	794,1	2.673	16.497	617,2

Methodology

The purpose of the statistical survey

The purpose of the statistical survey is to monitor the tourist activity realised in commercial accommodation establishments and to provide internationally comparable BiH's tourism statistics in accordance with current EU Regulations for the tourism statistics.

Observation units

Observation units are all business entities /legal units which are, by the main activity, registered in accommodation activity (division 55 - KD BiH 2010), persons as well as households that rent accommodation establishments to tourists. For the purpose of the survey, Classification of Activities in Bosnia and Herzegovina - KD BiH 2010 was used, and it is fully compliant with the European Classification of Economic Activities - NACE Rev. 2.

Coverage

Reporting units are all business entities (enterprises, craftsmen, cooperatives, institutions, associations etc.) and their constituent units that are registered according to KD BiH 2010 under section : 55.1 (hotels and similar accommodation), 55.2 (holiday and other short - stay accommodation), 55.3 (camps and camping grounds), 55.9 (other uncategorised accommodation), health care institutions in which person themselves bear the fee for medical rehabilitation or their stay: business entities that deal with the mediation of accommodation of guests in: households, houses, camps, apartments and rooms which are directly rented by private persons/households. Survey covers the entire territory of Bosnia and Herzegovina.

Source and methods of data collection

Data on tourists turnover (number of tourist arrivals and tourist nights) are collected from regular monthly report (TU-11 form). Reports are usually made on the basis of reception records in guest books, entities and their parts engaged in organising and arranging of tourists.

Data revision

Regular press releases on tourism are published in monthly dynamics and contain preliminary / first results until the final data are published.

The first regular revision of data implies that, when publishing data for the next month, the published data from the previous month (t-1) are revised in accordance with the information submitted by the reporting unit. The second regular revision of previously published data is the annual revision, which includes all changes in the data submitted after the first revision, in order to ensure the accuracy of the published data.

The press release clearly indicates what the data are, so that users of the statistics can interpret them correctly. If new statistical standards and concepts are introduced, changes in the research methodology are made, it is necessary to revise the data to ensure the consistency and comparability of data from previous historical series and new data series. Users will be informed about changes in data and reasons in an appropriate and transparent manner, in regular monthly press releases and other publications for the public, as well as on the website of the BiH Agency for Statistics (www.bhas.gov.ba).

Definitions

Tourism means the activity of visitors taking a trip to a main destination outside their usual environment for less than a year, for leisure, business or other personal purpose other than to be employed by a resident entity in the place visited.

Tourist is every person who, outside his place of permanent residence, spends one night in a hotel or some other accommodation facility for reasons of rest, recreation, health, study, sport, religion, family, business, public tasks or meeting. Tourist is registered in every place or establishment where he stays and, therefore, in case of change of place or establishment, he must register again, which results in data ambiguity. Consequently, the statistics registers the number of tourist arrivals, not the number of tourists.

Residence is a place where a person came with the intention of permanent stay. Tourist is registered in every place or establishment where he stays and, therefore, in case he/she changes the place or establishment, he/she must register again, which results in data ambiguity. Consequently, the statistics register the number of tourist arrivals and not the number of tourists.

Domestic tourist is a person with permanent residence in the BiH who spends at least one night in a hotel or same other accommodation establishment outside their place or residence.

Foreign tourist is every person with permanent residence outside in BiH who temporarily resides in BiH and who spends at least one night in a hotel or same other accommodation establishment.

Tourist arrivals refer to the number of persons (tourists) who arrived and registered their stay in an accommodation establishment.

Tourist nights refer to every registered overnight stay of a person (tourist) in an accommodation establishment.

Accommodation capacities are presented as the number of rooms, apartments and camping sites, and the number of permanent beds.

Permanent beds are those that are regularly ready-made for renting to guests.

Occupancy rate of permanent beds (net) in the reference period is obtained by dividing the total number of nights by the number of beds on offer and the number of days when the beds are actually available for use during the reference period. The data are expressed as a percentage.

Occupancy rate of bedrooms (net) in the reference period is obtained by dividing the total number of bedrooms used during the reference period by the number of bedrooms available for use during the reference period. The data is expressed as a percentage.

Organization of tourist arrivals represent the way of organising tourist arrangements. Depending on the way of organising, tourist arrangement can be individual or organised (travel agencies).

Symbols

- no occurrence

0,0 value not zero but less than 0,05

Published by the Agency for Statistics of the Bosnia and Herzegovina, 71000 Sarajevo, Zelenih beretki 26

Phone: +387 (33) 911 911 | Telefax: +387 (33) 220 622

E-mail: bhas@bhas.gov.ba | Web site: www.bhas.gov.ba

Responsible persons:

Velimir Jukić, Assistant Director of Business Statistics

Vesna Čužić, Director

Prepared by: Azra Bander Demirović



Please consider the environment before printing this document.