



FIRST RELEASE



You are required to specify a data source when allowed in your product or application.

YEAR XV

SARAJEVO, 03/01/2022

NUMBER 10

BUSINESS STATISTICS

Tourism, cumulative January –November 2021

In the period from January – November 2021 tourists realised 875 838 tourists arrivals which represent the increase by 89.9% and 2 061 353 overnight stays which is increase by 77.5% as compared to the same period of 2020.

The number of domestic tourist nights increase by 38.1% and number of foreign tourist nights increase by 137.8 % as compared to the same period of 2020. Domestic tourist's share of total number of overnight stays was 47.0% and foreign tourists share was 53.0%.

Concerning the structure of foreign tourist nights, most of them (63.6%) were realised by tourists from Serbia (15.7%), United Arab Emirates (12.6%), Croatia (10.1%), Saudi Arabia (8.3%), Germany (5.4%), Kuwait (4.0%), Turkey (3.9%) and Slovenia (3.6%.) Tourists from other countries realised 36.4% of tourist nights.

Regarding the average detention of foreign tourist stays, on the first place comes Finland with average stay of 4.4 nights, Iran with 4.3 nights, Kuwait with 4.0 nights, China with 3.4 nights, Malta with 3.3 nights, Katar with 3.2 nights and India with 3.1 nights.

According to the type of accommodation facility the highest number of nights was recorded in Hotels and similar accommodation with share of 92.9%.

Tourists nights, January - November 2020 and 2021

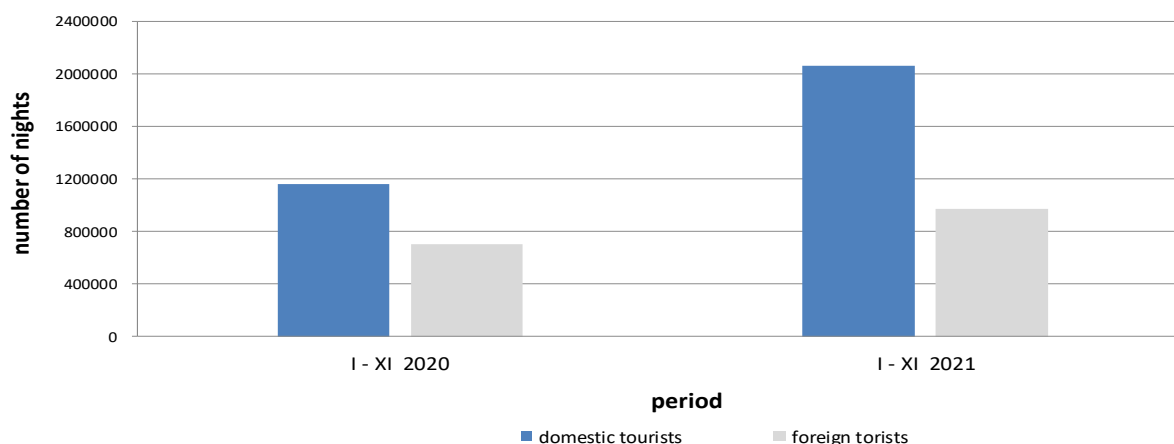


Table1 : Tourist arrivals and nights

	ARRIVALS			NIGHTS			I - XI 2021	
	I - XI 2020 *	I - XI 2021	Indices $\frac{I - XI 2021}{I - XI 2020}$	I - XI 2020 *	I - XI 2021	Indices $\frac{I - XI 2021}{I - XI 2020}$	Structure of nights %	Average number of nights by arrivals
TOTAL	461 331	875 838	189.9	1161 233	2061 353	177.5	100.0	2,4
Domestic tourist	276 727	421 125	152.2	702 210	969 583	138.1	47.0	2,3
Foreign tourist	184 604	454 713	246.3	459 023	1091 770	237.8	53.0	2,4

**) final dana*

Foreign tourist nights by country of residence, January - November 2020. and 2021.

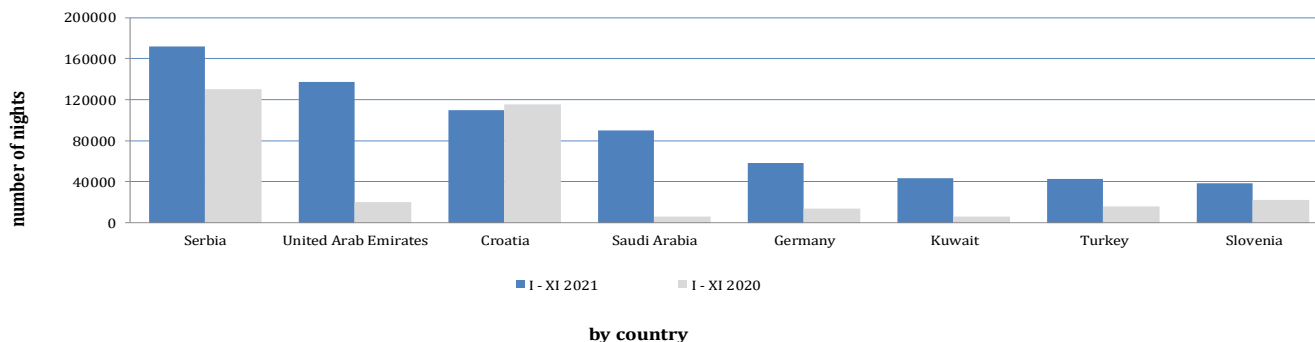


Table 2 : Foreign tourist arrivals and nights by country of residence

	ARRIVALS			NIGHTS			I - XI 2021	
	I - XI 2020 *	I - XI 2021	Indices $\frac{I - XI 2021}{I - XI 2020}$	I - XI 2020 *	I - XI 2021	Indices $\frac{I - XI 2021}{I - XI 2020}$	Structure of nights %	Average number of nights by arrivals
TOTAL	184 604	454 713	246.3	459 023	1091 770	237.8	100.0	2,4
Albania	1 046	1 732	165.6	1 876	3 752	200.0	0.3	2,2
Austria	4 104	14 767	359.8	8 547	30 408	355.8	2,8	2,1
Belgium	637	3 261	511.9	1 545	7 621	493.3	0.7	2,3
Bulgaria	882	1 488	168.7	1 806	3 396	188.0	0.3	2,3
Montenegro	5 907	13 343	225.9	13 825	29 400	212.7	2,7	2,2
Czech Republic	1 108	3 233	291.8	1 853	6 838	369.0	0.6	2,1
Denmark	550	2 452	445.8	1 540	5 959	386.9	0.5	2,4
Estonia	56	352	328.6	212	752	354.7	0.1	2,1
Finland	160	601	375.6	454	2 627	578.6	0.2	4,4
France	1 484	8 145	548.9	3 341	22 916	685.9	2,1	2,8
Greece	505	1 374	272.1	1 352	3 416	252.7	0.3	2,5
Netherlands	1 948	7 967	409.1	4 442	19 184	431.9	1,8	2,4
Croatia	42 556	47 597	111.8	115 730	109 842	94.9	10,1	2,3
Ireland	369	834	226.0	915	2 048	223.8	0.2	2,5
Iceland	21	60	285.7	45	126	280.0	0.0	2,1

(continued on next page)

(continued)

	ARRIVALS			NIGHTS			I - XI 2021	
	I - XI 2020 *	I - XI 2021	Indices $\frac{I - XI 2021}{I - XI 2020}$	I - XI 2020 *	I - XI 2021	Indices $\frac{I - XI 2021}{I - XI 2020}$	Structure of nights %	Average number of nights by arrivals
Italy	3 443	8 492	246.6	8 402	19 355	230.4	1,8	2,3
Cyprus	70	156	222.9	230	466	202.6	0.0	3.0
Latvia	58	199	343.1	247	582	235.6	0.1	2,9
Lithuania	538	349	64.9	764	805	105.4	0.1	2,3
Luxembourg	255	771	302.4	625	1 653	264.5	0.2	2,1
Hungary	1 277	4 820	377.4	4 463	11 352	254.4	1.0	2,4
Malta	15	41	273.3	45	134	297.8	0.0	3,3
Norway	393	1 112	283.0	1 046	2 752	263.1	0.3	2,5
Germany	5 686	23 865	419.7	14 062	58 569	416.5	5,4	2,5
Poland	1 038	7 401	713.0	2 634	15 304	581.0	1,4	2,1
Portugal	220	1 025	465.9	492	1 947	395.7	0.2	1,9
Romania	604	2 517	416.7	1 826	5 266	288.4	0.5	2,1
Russian Federation	1 171	2 905	248.1	3 088	6 189	200.4	0.6	2,1
Northern Macedonia	2 102	3 380	160.8	5 284	7 758	146.8	0.7	2,3
Slovakia	455	1 552	341.1	1 244	3 365	270.5	0.3	2,2
Slovenia	9 303	20 008	215.1	22 199	38 788	174.7	3,6	1,9
Serbia	52 315	81 878	156.5	130 171	171 521	131.8	15,7	2,1
Spain	757	3 070	405.5	1 616	5 985	370.4	0.5	1,9
Switzerland (including Liechtenstein)	1 691	7 336	433.8	4 262	16 528	387.8	1,5	2,3
Sweden	1 789	6 264	350.1	4 328	16 103	372.1	1,5	2,6
Turkey	7 290	20 682	283.7	16 267	43 101	265.0	3,9	2,1
United Kingdom	1 615	4 263	264.0	4 057	10 488	258.5	1.0	2,5
Ukraine	321	1 785	556.1	819	3 391	414.0	0.3	1,9
Other European countries	407	1 020	250.6	1 112	3 374	303.4	0.3	3,3
Egypt	194	563	290.2	608	1 620	266.4	0.1	2,9
South Africa	36	123	241.7	185	219	118.4	0.0	1,8
Other African countries	535	1 198	223.9	1 910	3 003	157.2	0.3	2,5
Canada	389	1 357	348.8	885	3 695	417.5	0.3	2,7
United States of America	4 252	13 145	309.1	8 627	27 823	322.5	2,5	2,1
Other Northern American countries	65	330	507.7	269	834	310.0	0.1	2,5
Brazil	307	437	142.3	866	938	108.3	0.1	2,1
Other Southern and Central American countries	426	1 165	273.5	1 095	2 609	238.3	0.2	2,2
Bahrain	585	8 906	900.9 ¹⁾	1 585	22 844	900.9 ¹⁾	2,1	2,6
India	158	770	487.3	400	2 370	592.5	0.2	3,1
Iran	129	145	112.4	1 197	629	52.5	0.1	4,3
Israel	287	6 459	900.9 ¹⁾	617	16 014	900.9 ¹⁾	1,5	2,5
Japan	430	281	65.3	1 153	782	67.8	0.1	2,8
Republic of Korea	1 536	139	9.0	1 655	352	21,3	0.0	2,5
Qatar	577	3 210	556.3	1 642	10 396	633.1	1.0	3,2
China	4 819	1 596	33.1	7 857	5 379	68.5	0.5	3,4
Kuwait	1 487	10 925	734.7	6 431	43 248	672.5	4,0	4,0
Malaysia	868	151	17,4	1 415	298	21,1	0.0	2,0
Oman	650	6 555	900.9 ¹⁾	1 560	16 394	900.9 ¹⁾	1,5	2,5
Saudi Arabia	1 949	35 015	900.9 ¹⁾	5 903	90 100	900.9 ¹⁾	8,3	2,6
United Arab Emirates	7 600	45 728	601.7	20 041	137 277	685.0	12,6	3,0
Other Asian countries	2 560	3 716	145.2	4 678	10 450	223.4	1.0	2,8
Australia	457	571	124.9	1 409	1 184	84.0	0.1	2,1
New Zealand	68	64	94.1	122	131	107.4	0.0	2,0
Other countries of Oceania	94	67	71.3	147	120	81.6	0.0	1,8

*) final data

1) Index higher than 900.9

Structure of tourists nights according to the classification of activity 1),
January - November 2020 and 2021

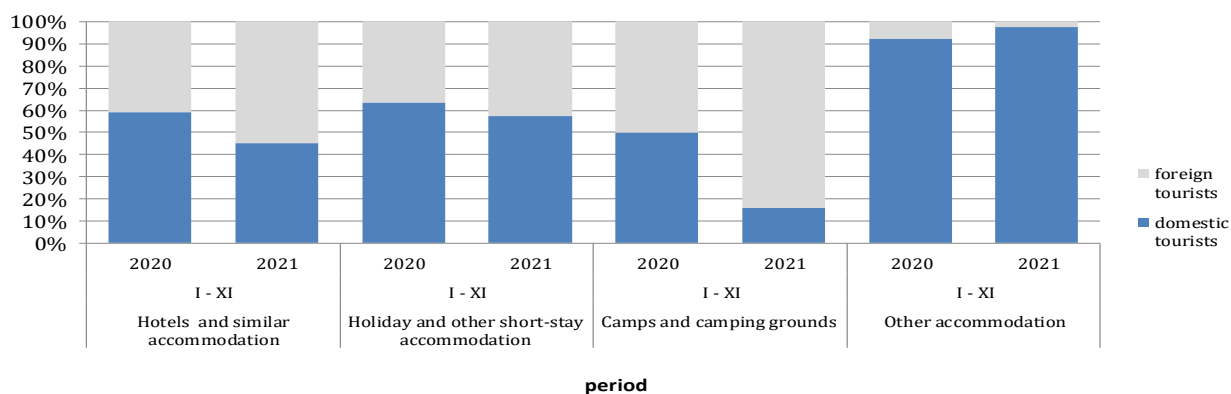


Table 3 : Tourist arrivals and nights according to the classification of activities 1)

	ARRIVALS			NIGHTS			I - XI 2021
	I - XI 2020 *	I - XI 2021	Indices $\frac{I - XI 2021}{I - XI 2020}$	I - XI 2020 *	I - XI 2021	Indices $\frac{I - XI 2021}{I - XI 2020}$	Structure of nights %
TOTAL	461 331	875 838	189.9	1161 233	2061 353	177.5	100.0
Hotels and similar accommodation	438 447	836 880	190.9	1073 086	1915 188	178.5	92.9
Holiday and other short-stay accommodation	14 375	22 701	157.9	33 793	57 074	168.9	2.8
Camps and camping grounds	4 057	10 062	248.0	7 336	16 707	227.7	0.8
Other accommodation	4 452	6 195	139.2	47 018	72 384	153.9	3.5
Domestic tourists	276 727	421 125	152.2	702 210	969 583	138.1	47.0
Hotels and similar accommodation	261 119	397 838	152.4	633 668	863 587	136.3	41.9
Holiday and other short-stay accommodation	10 081	15 287	151.6	21 391	32 749	153.1	1.6
Camps and camping grounds	1 424	2 072	145.5	3 666	2 648	72.2	0.1
Other accommodation	4 103	5 928	144.5	43 485	70 599	162.4	3.4
Foreign tourist	184 604	454 713	246.3	459 023	1091 770	237.8	53.0
Hotels and similar accommodation	177 328	439 042	247.6	439 418	1051 601	239.3	51.0
Holiday and other short-stay accommodation	4 294	7 414	172.7	12 402	24 325	196.1	1.2
Camps and camping grounds	2 633	7 990	303.5	3 670	14 059	383.1	0.7
Ostali smještaj	349	267	46.5	3 533	1 785	50.5	0.1

1) The Classification of Economic Activities of BiH 2010

*) final data

NOTES ON METHODOLOGY

The purpose of the statistical survey

The purpose of the statistical survey is to monitor the tourist activity realised in commercial accommodation establishments and to provide internationally comparable BiH's statistics of tourism in accordance with current EU standards for the tourism statistics.

Observation units

Observation units are all business entities /legal units which are, by the main activity, registered in accommodation activity (division 55 - KD BiH 2010), persons as well as households that rent accommodation establishments to tourists. For the purpose of the survey, Classification of Activities in Bosnia and Herzegovina - KD BiH 2010 was used, and it is fully compliant with the European Classification of Economic Activities - NACE Rev. 2.

Coverage

Reporting units are all business entities (enterprises, entrepreneurs, institutions, associations etc.) and parts thereof engaged in providing accommodation services in tourism registered according to the CA BiH 2010 under section : 55.1 (hotels and similar accommodation), 55.2 (holiday and other short - stay accommodation), 55.3 (camps and camping grounds), 55.9 (other accommodation), health institutions for their facilities in which persons stay for medical rehabilitation (costs are on persons themselves), business entities and parts thereof engaged in tourist stay in rural households, houses, camps, apartments and rooms directly rented by private persons/households. Survey covers the entire territory of Bosnia and Herzegovina.

Source and methods of data collection

Data on turnover of tourists (number of tourist arrivals and tourist nights) are collected from regular monthly report (TU-11 form). Reports are usually made on the basis of reception records in guest books, entities and their parts engaged in organising and arranging of tourists.

Definitions

Tourism means the activity of visitors taking a trip to a main destination outside their usual environment for less than a year, for leisure, business or other personal purpose other than to be employed by a resident entity in the place visited.

Tourist is every person who, outside his place of permanent residence, spends one night in a hotel or some other accommodation facility for reasons of rest, recreation, health, study, sport, religion, family, business, public tasks or meeting.

Residence is a place where a person came with the intention of permanent stay. Tourist is registered in every place or establishment where he stays and, therefore, in case he/she changes the place or establishment, he/she must register again, which results in data ambiguity. Consequently, the statistics register the number of tourist arrivals and not the number of tourists.

Domestic tourist is a person with permanent residence in the BiH who spends at least one night in a hotel or some other accommodation establishment outside their place or residence.

Foreign tourist is every person with permanent residence outside in BiH who temporarily resides in BiH and who spends at least one night in a hotel or some other accommodation establishment.

Symbols

- no occurrence

0,0 value not zero but less than 0,05 unit of measure use

Published by the Agency for Statistics of the Bosnia and Herzegovina, 71000 Sarajevo, Zelenih beretki 26

Phone: +387 (33) 911 911 | Telefax: +387 (33) 220 622

E-mail: bhas@bhas.gov.ba | Web site: www.bhas.gov.ba

Responsible persons:

Velimir Jukić, Assistant Director of Business Statistics

Vesna Čužić, Director

Prepared by: Alen Bajramović and Jasmina Omić



Please consider the environment before printing this document.