



# SAOPĆENJE

## FIRST RELEASE



Obavezni ste da prilikom dozvoljenih radnji, u svom proizvodu ili aplikaciji navedete izvor podataka.  
You are required to specify a data source when allowed in your product or application.

GODINA/YEAR IX

SARAJEVO, 20.04.2023.

BROJ/NUMBER 1

## OKOLIŠ

### ENVIRONMENT

#### PREKOGRAIČNI PROMET NEOPASNOG OTPADA CROSS-BORDER TRAFFIC NON-DANGEROUS WASTE

Analiza podataka o ukupnom prekograničnom prometu neopasnog otpada u periodu 2014.-2022. godine ukazuje generalno na rast prometa šest grupa otpada (tekstilni otpad, gumeni otpad, stakleni otpad, otpad od sagorijevanja, plastični otpad i otpad od papira i kartona). Samo za neke vrste otpada zabilježen je umjeren pad.

Ukupna količina izvezenog neopasnog otpada u 2022. godini iznosi 1 067 517 tone, što je za 3,1% manje u odnosu na prethodnu godinu. Podaci o izvezenim količinama neopasnog otpada u 2022. godini pokazuju trend pada, što je uzrokovano smanjenim izvozom nekih grupa otpada.

Posmatrajući pojedinačno grupe otpada, u 2022. godini povećan je izvoz staklenog otpada, gumenog otpada, tekstilnog otpada, otpad od papira i kartona i otpada od sagorijevanja, dok je metalni i plastični otpad zadržao trend postepenog pada.

Ukupna količina uvezenog neopasnog otpada u 2022. godini iznosi 26 572 tona, što je za 28,1% manje u odnosu na prethodnu godinu. Analiza podataka o uvozu neopasnog otpada za period 2014.-2022. godine ukazuje na trend pada uvezenih količina metalnog otpada, plastičnog otpada, otpada od papira i gumenog otpada, dok je uvoz staklenog otpada i otpada od sagorijevanja zadržao trend rasta tokom posmatranog perioda.

*The analysis of data on the total cross-border traffic of non-hazardous waste in the period 2014-2022 generally indicates an increase in the traffic of six groups of waste (textile waste, rubber waste, glass waste, incineration waste, plastic waste and paper and cardboard waste). A moderate decrease was recorded only for some types of waste.*

*The total amount of non-hazardous waste exported in 2022 is 1,067,517 tons, which is 3.1% less than the previous year. Data on exported quantities of non-hazardous waste in 2022 show a downward trend, which is caused by the reduced export of some groups of waste.*

*Looking at individual waste groups, in 2022 the export of glass waste, rubber waste, textile waste, paper and cardboard waste and incineration waste increased, while metal and plastic waste maintained a gradual downward trend.*

*The total amount of imported non-hazardous waste in 2022 is 26,572 tons, which is 28.1% less compared to the previous year. The analysis of data on the import of non-hazardous waste for the period 2014-2022 indicates a downward trend in the imported quantities of metal waste, plastic waste, paper waste and rubber waste, while the import of glass waste and incineration waste maintained a growth trend during the observed period.*

# 1. STATISTIKA VANJSKE TRGOVINE – IZVOZ NEOPASNOG OTPADA

FOREIGN TRADE STATISTICS – EXPORT OF NON-HAZARDOUS WASTE

## 1.1 IZVOZ METALNOG OTPADA

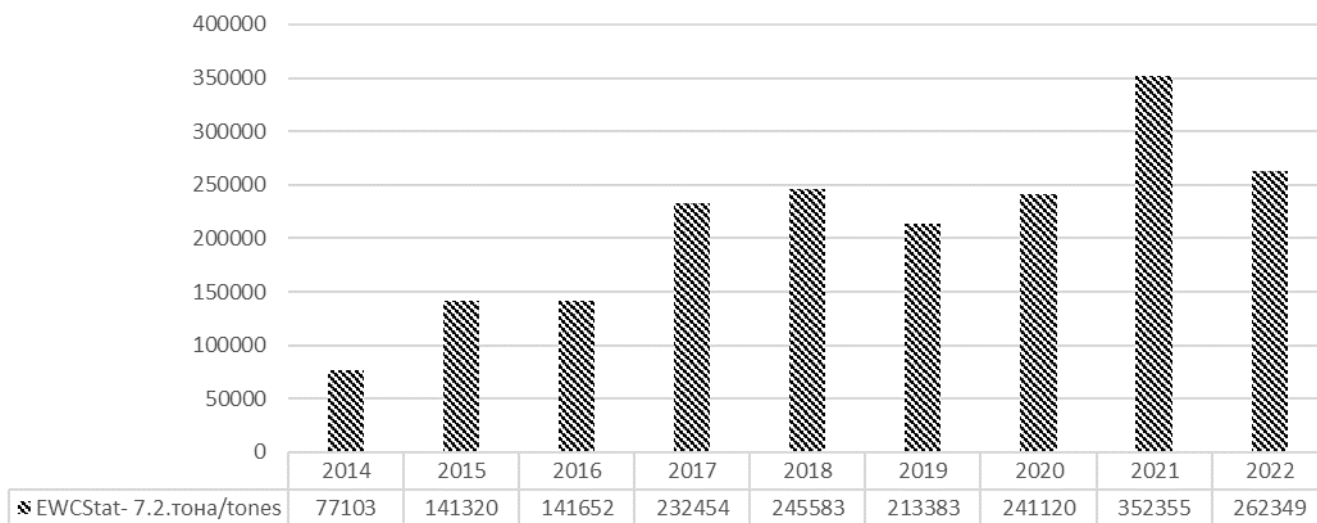
EXPORT OF METAL WASTE

Analiza podataka o izvozu metalnog otpada u periodu 2014. – 2022. ukazuje na pad izvezenih količina otpada. U 2022. godini uočen je pad izvoza, Količina izvezenog otpada je za 25,6% veća u odnosu na 2021. godinu. Tokom 2022. godine od ukupno izvezene količine, 47,2% metalnog otpada izvezeno je u Tursku.

*The analysis of data on the export of metal waste in the period 2014 - 2022 indicates a decrease in the amount of exported waste. In 2022, a decline in exports was observed, the amount of exported waste was 25.6% higher compared to 2021. During 2022, 47.2% of the total exported amount of metal waste was exported to Turkey.*

### Graf 1. Izvoz metalnog otpada, 2014.-2022.

Graph 1. Export of metal waste, 2014-2022



## 1.2 IZVOZ STAKLENOG OTPADA

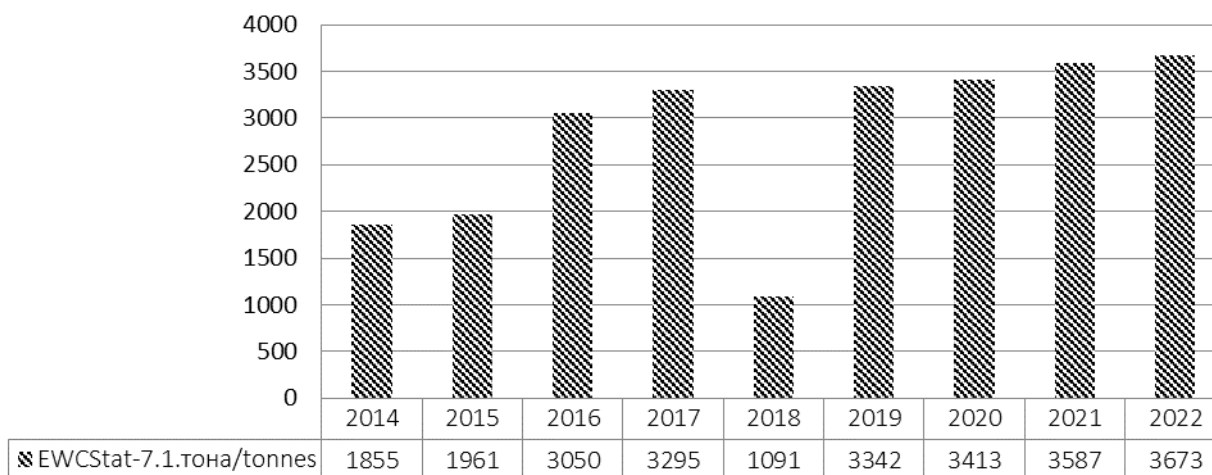
EXPORT OF GLASS WASTE

Analiza podataka o izvozu staklenog otpada u periodu 2019.-2022. ukazuje na trend rasta izvezenih količina. U 2022. godini uočen je rast izvoza, količina izvezenog staklenog otpada je za 2,4% veća u odnosu na 2021. Tokom 2022. godine najveće količine staklenog otpada izvezene su u Hrvatsku.

*Analysis of data on the export of glass waste in the period 2019-2022 indicates a trend of growth in exported quantities. In 2022, an increase in exports was observed, the amount of glass waste exported was 2.4% higher compared to 2021. During 2022, the largest amounts of glass waste were exported to Croatia*

### Graf 2. Izvoz staklenog otpada, 2014.-2022.

Graph 2. Export of glass waste, 2014-2022



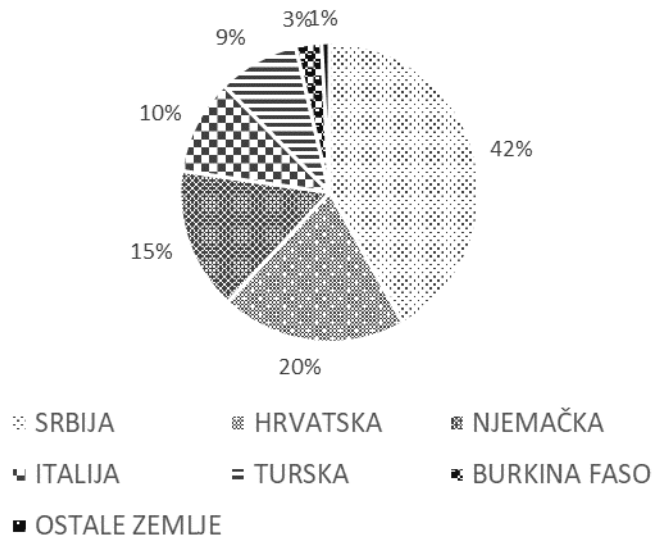
### 1.3. IZVOZ TEKSTILNOG OTPADA EXPORT OF TEXTILE WASTE

U 2022. godini tekstilni otpad iz BiH se izvezio u mnogo zemalja. Izvezeni otpad obuhvata materijale kao npr. strugotina i ostali otpad kože, otpaci od svile, otpaci od vune, pamučni otpad, lan i otpad te rabljena odjeća. Tokom 2022. godine najveće količine tekstilnog otpada izvezene su u Srbiju.

In 2022, textile waste from BiH was exported to many countries. Exported waste includes materials such as shavings and other leather waste, silk waste, wool waste, cotton waste, linen and waste, and used clothing. During 2022, the largest amount of textile waste was exported to Serbia.

#### Graf 3. Izvoz tekstilnog otpada, 2022.

Graph 3. Export textile waste, 2022



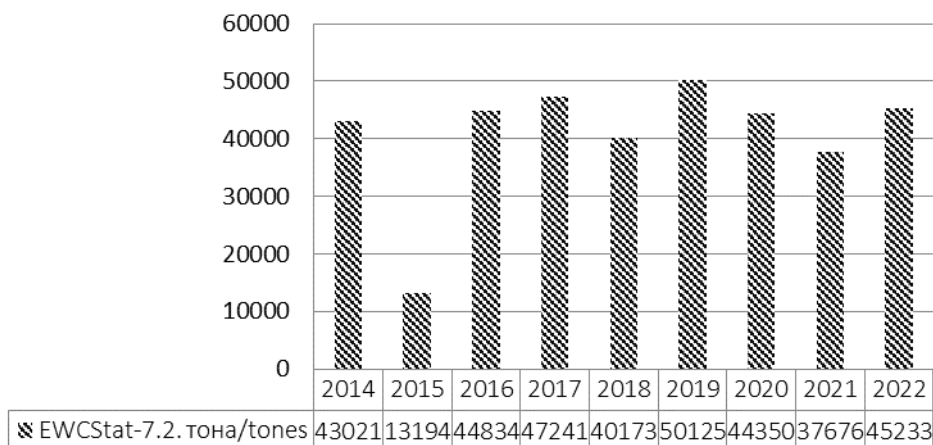
### 1.4 IZVOZ OTPADNOG PAPIRA I KARTONA EXPORT OF WASTE PAPER AND CARDBOARD

Analiza podataka o izvozu otpadnog papira i kartona u periodu 2019.-2022. ukazuje na trend rasta. U 2022. godini uočen je rast izvoza, količina izvezenog otpada je za 20% veća u odnosu na 2021. godinu. Tokom 2022. godine od ukupno izvezene količine otpadnog papira i kartona, 57,7% otpadnog papira i kartona izvezene su u Republiku Srbiju.

Analysis of data on the export of waste paper and cardboard in the period 2019-2022 indicates a growth trend. In 2022, an increase in exports was observed, the amount of exported waste is 20% higher compared to 2021. During 2022, of the total exported amount of waste paper and cardboard, 57.7% of waste paper and cardboard was exported to the Republic of Serbia.

#### Graf 4. Izvoz otpadnog papira i kartona, 2014.-2022.

Graph 4. Export of waste paper and cardboard, 2014-2022



## 1.5 IZVOZ PLASTIČNOG OTPADA

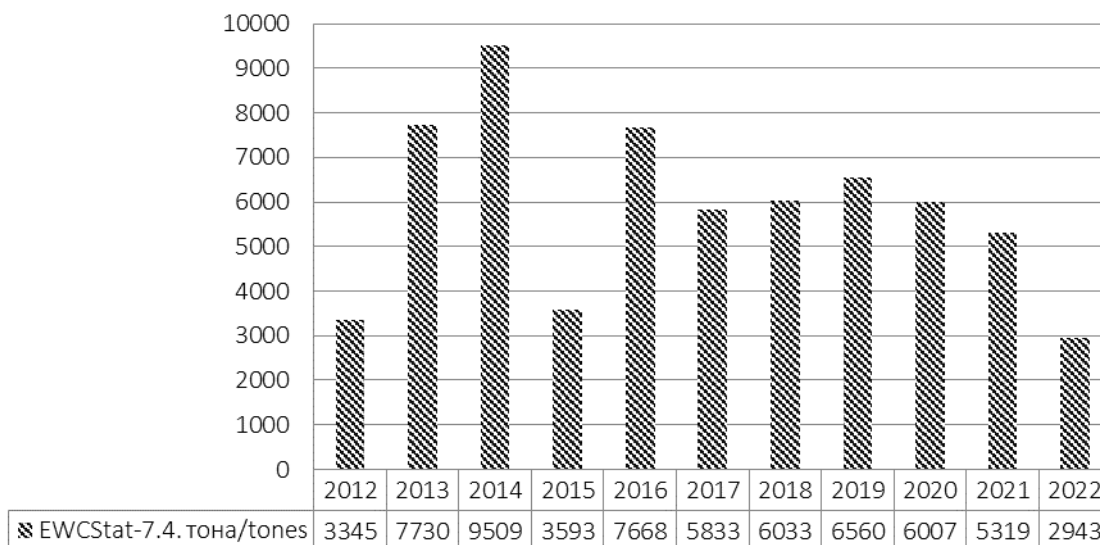
### EXPORT OF PLASTIC WASTE

Analiza podataka o izvozu plastičnog otpada u periodu 2012.-2022. generalno ukazuje na promjeniv trend rasta i pada izvezenih količina. U 2022. godini uočen je pad izvoza, količina izvezenog otpada je za 45% manja u odnosu na 2021. godinu. Tokom 2022. godine, od ukupno izvezene količine plastičnog otpada 41,4% plastičnog otpada izvezeno je u Hrvatsku.

*The analysis of data on the export of plastic waste in the period 2012-2022 generally indicates a changing trend of growth and decline in exported quantities. In 2022, a decline in exports was observed, the amount of exported waste is 45% less compared to 2021. During 2022, of the total amount of plastic waste exported, 41.4% of plastic waste was exported to Croatia.*

#### Graf 5. Izvoz plastičnog otpada, 2014.-2022.

Graph 5. Export of plastic waste, 2014-2022



## 1.6 IZVOZ NEOPASNE ŠLJAKE I PEPELA

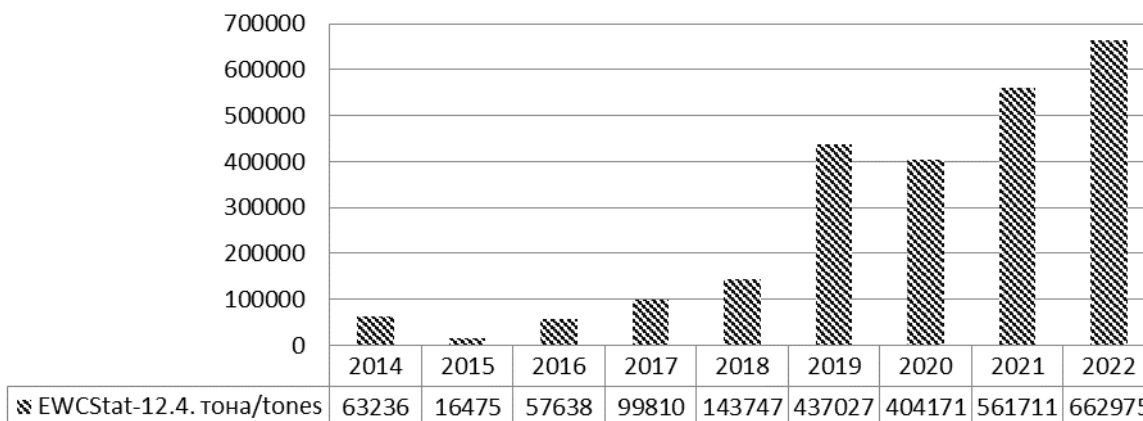
### EXPORT OF WASTE SLUDGE AND ASH

Analiza podataka o izvozu neopasne šljake i pepela iz toplinskih procesa u periodu 2019.-2022. ukazuje na rast izvezenih količina. Godina 2022. bilježi rast od 18% u odnosu na prethodnu godinu. Tokom 2022. godine od ukupno izvezene količine neopasne šljake i pepela, 50,6% neopasne šljake i pepela izvezeno je u Hrvatsku.

*Analysis of data on the export of non-hazardous slag and ash from thermal processes in the period 2019-2022. indicates the growth of exported quantities. The year 2022 records a growth of 18% compared to the previous year. During 2022, of the total exported amount of non-hazardous slag and ash, 50.6% of non-hazardous slag and ash was exported to Croatia.*

#### Graf 6. Izvoz neopasne šljake i pepela, 2014.-2022.

Graph 6. Export of non-hazardous waste sludge and ash, 2014-2022



## 1.7 IZVOZ GUMENOG OTPADA

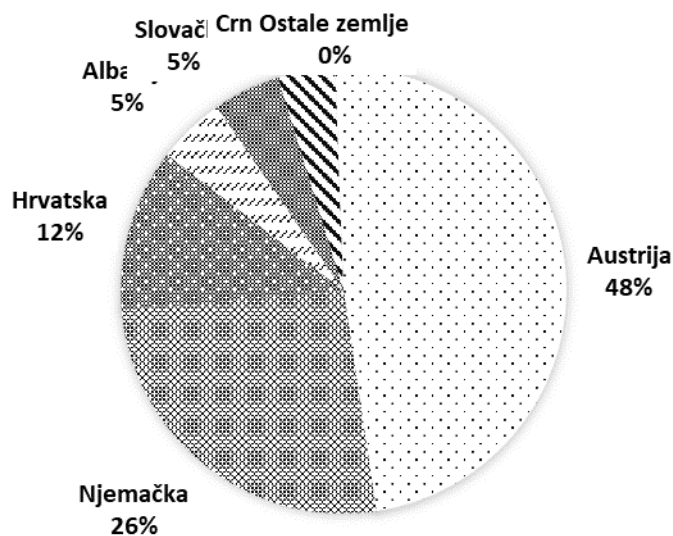
### EXPORT OF RUBBER WASTE

U 2022. godini uočen je rast izvoza, količina izvezenog otpada je za 64% veća u odnosu na 2021. godinu. U 2022. godini od ukupno izvezeno količine gumenog otpada, 47,6% gumenog otpada izvezeno je u Austriju.

*In 2022, an increase in exports was observed, the amount of exported waste is 64% higher compared to 2021. In 2022, of the total amount of rubber waste exported, 47.6% of rubber waste was exported to Austria.*

### Graf 7. Države u koje se izvezio gumeni otpad, 2022.

*Graph 7. Countries to which rubber waste was exported, 2022*



## 2. STATISTIKA VANJSKE TRGOVINE – UVOZ NEOPASNOG OTPADA

### FOREIGN TRADE STATISTICS – IMPORT OF NON-HAZARDOUS WASTE

#### 2.1 UVOZ METALNOG OTPADA

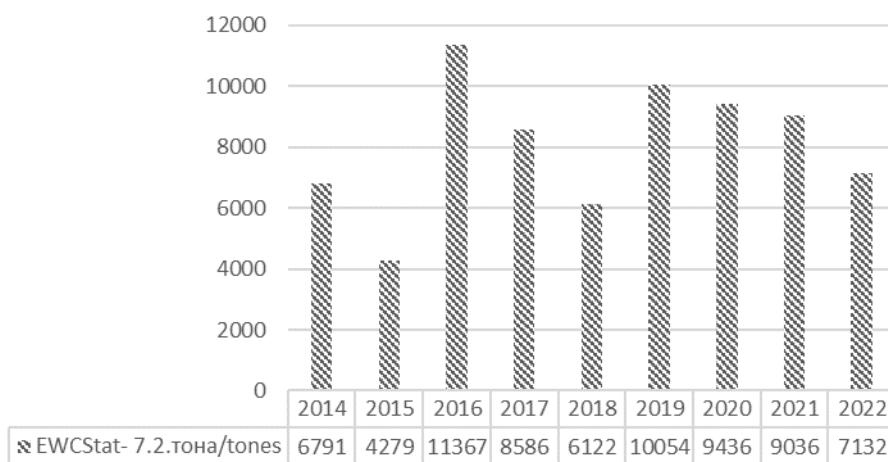
##### IMPORT OF METAL WASTE

Analiza podataka o uvozu metalnog otpada u periodu 2014.-2022. ukazuje na promjenjiv trend rasta i pada uvezenih količina. U 2022. godini uočen je pad uvoza, količina uvezenog metalnog otpada je za 21,1% manja u odnosu na 2021. godinu. Tokom 2022. godine od ukupno uvezene količine metalnog otpada, 38,7% metalnog otpada uvezeno je iz Švicarske .

*Analysis of data on the import of metal waste in the period 2014-2022. indicates a changing trend of growth and decline in imported quantities. In 2022, a decline in imports was observed, the amount of imported metal waste was 21.1% less compared to 2021. During 2022, 38.7% of the total amount of metal waste imported was imported from Switzerland.*

#### Graf 8. Uvoz metalnog otpada, 2014.-2022.

Graph 8. Import of metal waste, 2014-2022



#### 2.2 UVOZ TEKSTILNOG OTPADA

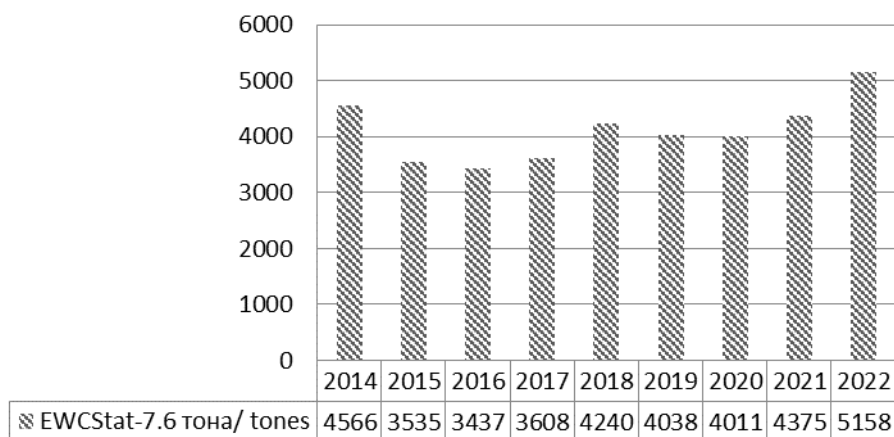
##### IMPORT OF TEXTILE WASTE

Analiza podataka o uvozu tekstilnog otpada u periodu 2014.-2022. ukazuje na promjenjiv trend rasta i pada uvezenih količina ovog otpada. U 2022. godini uočen je rast uvoza, količina uvezenog tekstilnog otpada je za 17,1% veća u odnosu na 2021. godinu. Tokom 2022. godine od ukupno uvezene količine tekstilnog otpada, 45,9% metalnog otpada uvezeno je Njemačke.

*The analysis of data on the import of textile waste in the period 2014-2022 indicates a changing trend of growth and decline in the imported quantities of this waste. In 2022, an increase in imports was observed, the amount of imported textile waste was 17.1% higher than in 2021. During 2022, out of the total amount of textile waste imported, 45.9% of metal waste was imported by Germany.*

#### Graf 9. Uvoz tekstilnog otpada, 2014.-2022.

Graph 9. Import of textile waste, 2014-2022



## 2.3 UVOZ OTPADNOG PAPIRA I KARTONA

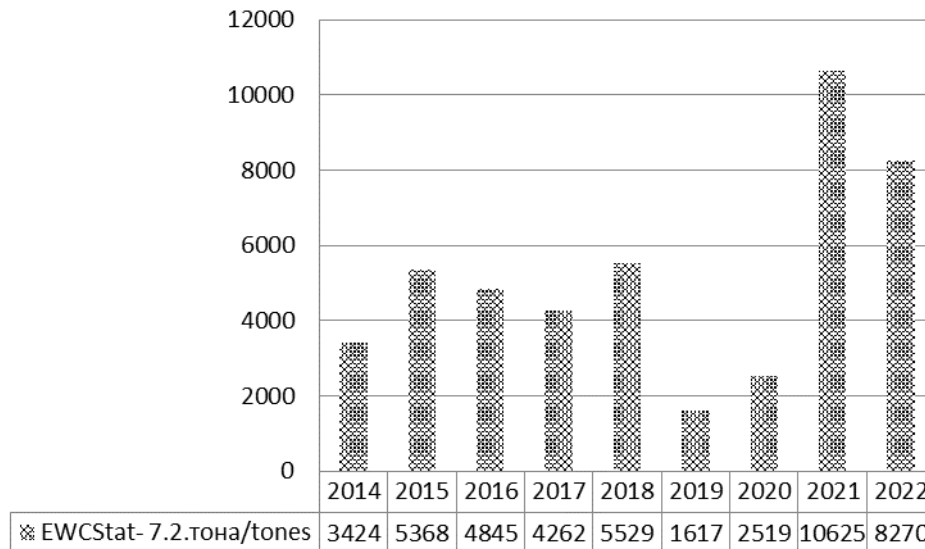
### IMPORT OF WASTE PAPER AND CARDBOARD

Analiza podataka o uvozu otpadnog papira i kartona u periodu 2014.-2022. ukazuje na promjenjiv trend rasta i pada uvezenih količina tokom posmatranog perioda. U 2022. godini količina uvezenog otpadnog papira i kartona je manja za 22,2 u odnosu na 2021. godinu. Tokom 2022. godine od ukupno uvezene količine otpadnog papira i kartona, 47,2% otpadnog papira i kartona uvezeno je s Kosova.

*Analysis of data on the import of waste paper and cardboard in the period 2014-2022 indicates a changing trend of growth and decline in imported quantities during the observed period. In 2022, the amount of imported waste paper and cardboard is 22.2 less than in 2021. During 2022, of the total amount of waste paper and cardboard imported, 47.2% of waste paper and cardboard was imported from Kosovo.*

#### Graf 10. Uvoz otpadnog papira i kartona, 2014.-2022.

Graph 10. Import of waste paper and cardboard, 2014-2022



## 2.4 UVOZ PLASTIČNOG OTPADA

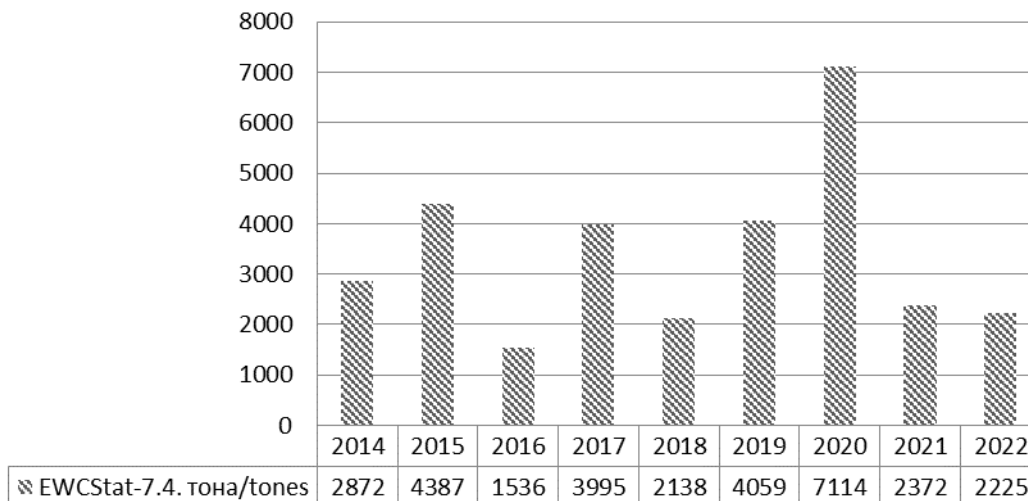
### IMPORT OF PLASTIC WASTE

U 2022. godini količina uvezenog plastičnog otpada je za 6,2% manja u odnosu na 2021. godinu. Tokom 2022. godine od ukupno uvezene količine plastičnog otpada, 25,9% plastičnog otpada uvezeno je iz Hrvatske.

*In 2022, the amount of imported plastic waste is 6.2% less than in 2021. During 2022, of the total amount of plastic waste imported, 25.9% of plastic waste was imported from Croatia.*

#### Graf.11. Uvoz plastičnog otpada, 2014.-2022.

Graph 11 Import of plastic waste, 2014-2022



## 2.5 UVOZ NEOPASNE ŠLJAKE I PEPELA

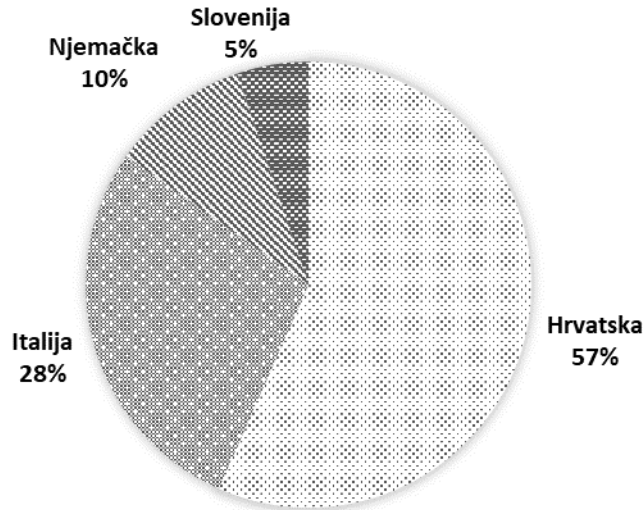
### IMPORT OF WASTE SLUDGE AND ASH

Analiza podataka o uvozu neopasne šljake i pepela iz toplinskih procesa u periodu 2014.-2022. ukazuje na promjenjiv trend pada i rasta uvezenih količina. Tokom 2022. godine od ukupno uvezene količine neopasne šljake i pepela, 56% neopasne šljake i pepela uvezeno je iz Hrvatske.

The analysis of data on the import of non-hazardous slag and ash from thermal processes in the period 2014-2022 indicates a changing trend of falling and growing imported quantities. During 2022, of the total imported amount of non-hazardous slag and ash, 56% of non-hazardous slag and ash was imported from Croatia.

#### Graf 12. Uvoz neopasne šljake i pepela, 2022.

Graph 12. Import of non-hazardous waste sludge and ash, 2022



## 2.6 UVOZ GUMENOG OTPADA

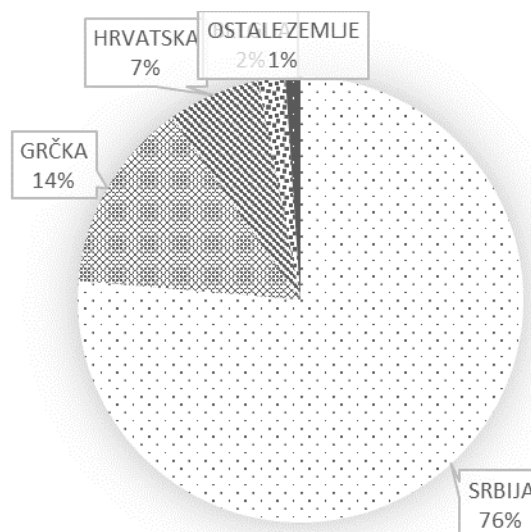
### IMPORT OF RUBBER WASTE

U 2022. godini uočen je pad uvoza, količina gumenog otpada. U 2022. godini od ukupno uvezene količine gumenog otpada, 76,4% gumenog otpada uvezeno je iz Srbije.

In 2022, a decline in imports and the amount of rubber waste was observed. In 2022, of the total amount of rubber waste imported, 76.4% of rubber waste was imported from Serbia.

#### Graf 13. Države iz kojih se uvezio gumeni otpad, 2022.

Graph 13. Countries from which rubber waste was imported, 2022





## METODOLOŠKA OBJAŠNENJA

Zbog nedostatka podataka u Bosni i Hercegovini o uvozu/izvozu neopasnog otpada prema Regulativi 259/93/EEC o prekograničnom prometu otpada, Odjel za statistiku okoliša Agencije za statistiku BiH je preduzeo aktivnosti na obradi dostupnih podataka statistike spoljne trgovine.

Razvoj i proizvodnja statistike vanjske trgovine u BiH se odvija kroz statističke institucije. Osnova razvoja je utvrđena evropskim propisima i stoga je statistika vanjske trgovine u velikoj mjeri usklađena sa zemljama EU. Osnovni izvor podataka je Jedinствена carinska isprava (JCI). Agencija za statistiku BiH dobiva potrebne podatke iz Jedinствениh carinskih isprava od Uprave za indirektno oporezivanje BiH, u skladu sa Protokolom o saradnji potpisanim između ove dvije institucije.

Podaci o izvezenim/uvezenim količinama neopasnog otpada su dobiveni na osnovu obrade baze podataka statistike vanjske trgovine. Baza sadrži podatke koji su relevantni za statistiku o uvozu i izvozu otpada.

Ovi podaci uključuju sljedeće elemente:

- Opis robe
- Količine kojima se trguje u tonama
- Zemlja porijekla i odredište
- Dostupne su i druge informacije kao što je vrijednost robe, ali one nisu relevantne za statistiku uvoza i izvoza otpada u kontekstu Regulative o statistici otpada 2150/2002/EC.

CN - (Kombinovana nomenklatura - Combined Nomenclature) je klasifikacija roba unutar EU za potrebe prikupljanja carina, statističko praćenje vanjske trgovine, te za primjenu posebnih mjera u okviru trgovinske, poljoprivredne, fiskalne i monetarne politike EU. Ona se zasniva na međunarodnoj klasifikaciji harmoniziranog sistema, koju sastavlja Svjetska carinska organizacija, a Europska unija dopunjava se svojim potpodjelama tzv. CN podnaslovima.

Kombinirana nomenklatura se sastoji od oko 10 000 različitih kodova koji opisuju robu. Od tih kodova, oko 250 su kodovi koji se sastoje od ili sadrže otpad, a koji bi mogli biti osnova za prikupljanje statističkih podataka o uvozu i izvozu otpada za različite materijale. Obradom baze podataka statistike vanjske trgovine su ekstraktovani tarifni brojevi (CN kodovi) koji sadrže otpad.

Izbor tih kodova bio je zasnovan na osnovu procjene i identifikacije koju je uradio Njemački zavod za statistiku, kao i dopuna koje je predložila Savezna Agencija zaštite okoliša UBA (Federal Environment Agency). Svi izabrani kodovi nisu bili pogodni za prikupljanje statističkih podataka o uvozu i izvozu otpada i taj broj je morao biti smanjen zbog toga što:

- Neki kodovi sadrže i otpad i proizvod u istom kodu
- Neki kodovi sadrže otpad koji je u potpunosti ili djelomično obuhvaćen izvještavanjem u skladu s Regulativom 259/93/EEC o prekograničnom prometu otpada.

## NOTES ON METHODOLOGY

*Due to lack of information in Bosnia and Herzegovina on import/export of non-hazardous waste according to 259/93/EEC Regulation on the transboundary movement of waste, the Department of Environmental Statistics of Statistics Agency Bosnia and Herzegovina has taken action to process the available data of external trade statistics.*

*Development and production of external trade statistics in BiH is done through statistical institutions. Basis for the development is defined by European regulations and therefore the statistics of foreign trade is largely in line with EU countries. The main data source is the Unique Customs Declaration (UCD). Agency for Statistics receives the necessary data from the single administrative document of the Indirect Taxation Authority, in accordance with the Protocol on Cooperation signed between the two institutions.*

*Data on exported/imported quantities of non-hazardous waste were obtained from processing databases of external trade statistics. The database contains information that is relevant to statistics on import and export of waste.*

*These data include the following elements:*

- *Description of goods*
- *The quantities traded in tons*
- *Country of origin and destination*
- *There are also other information such as the value of the goods, but they are not relevant to statistics on imports and exports of waste in the context of Regulation 2150/2002/EC on waste statistics.*

*CN - (Combined Nomenclature) the classification of goods within the EU for the purpose of collecting customs duties, statistical monitoring of foreign trade, and for the implementation of special measures in the commercial, agricultural, fiscal and monetary policy. It is based on the international harmonized system of classification, compiled by the World Customs Organization and the European Union to complement its subclasses so. CN subheadings.*

*Combined Nomenclature comprises about 10.000 different codes that describe the goods. Of these codes, about 250 codes that consist of or contain waste, which could be the basis for collecting statistical data on imports and exports of waste for different materials. Processing of a database of external trade statistics are extracted tariff numbers (CN codes) containing waste.*

*The choice of these codes was based on an assessment and identification conducted by German Bureau of Statistics, as well as amendments proposed by the Federal Environment Agency UBA. All selected codes were not suitable for collecting statistical data on imports and exports of waste and this figure has to be reduced because:*

- *Some codes contain waste and products in the same code*
- *Some codes may contain waste which is wholly or partly covered by the reporting in accordance with Regulation 259/93/EEC on transboundary movement of waste.*

Ovo su neki od zaključaka o prikladnosti korištenja spoljnotrgovinske statistike za potrebe statistike uvoza/ozvoza otpada:

1. Za neke vrste otpada kao što je metalni otpad, papir i karton, staklo i plastični otpad, tekstilni otpad i otpad od sagorijevanja (pepeo i šljaka), gumeni otpad, statistika spoljne trgovine omogućava relevantne podatke o uvozu i izvozu otpada, i ti podaci se mogu koristiti kao dopuna podacima zasnovanim na Regulativi o prekograničnom prometu otpada.
2. Za druge vrste otpada kao što su otpad elektroničke opreme i otpad iz poljoprivredno-prehrambene industrije, vanjskotrgovinska statistika ne pruža dobru osnovu za statistiku o uvozu i izvozu otpada, budući da se podaci o otpadu i proizvodima obično kombinuju u istom kodu Kombinovane nomenklature.
3. Podaci statistike vanjske trgovine imaju češću frekvenciju proizvodnje podataka u odnosu na frekvenciju koja je zahtjevana u Regulativi o statistici otpada, dostupni su na vrijeme i uz poštovanje rokova.
4. Potrebni podaci o uvozu i izvozu otpada se mogu lako izvaditi iz postojeće baze podataka statistike vanjske trgovine, i stoga korištenje tih podataka za potrebe Regulative o statistici otpada uključuje malo, ili je to bez ikakvih dodatnih troškova.
5. Metodologija koja se primjenjuje u Njemačkoj bi se u načelu mogla koristiti od strane svih država članica EU i šire.

CN - Kombinovana nomenklatura i statistička EWC-Stat klasifikacija su uopšteno klasifikacije koje se zasnivaju na glavnom materijalu ili proizvodu. Kombinovana nomenklatura je mnogo detaljnija od EWC-Stat klasifikacije, i iz toga razloga nije previše teško pripisati kodove Kombinovane nomenklature za jednu od kategorija u EWC-Stat klasifikaciji.

Za potrebe izračunavanja statistike o uvozu i izvozu metalnog otpada, predloženi su kodovi koji predstavljaju najbolje procjene koje se mogu povezati sa EWCStat klasifikacijom, na agregiranom nivou šifre 6- neopasni metalni otpad. CN kodovi 79031000 (cink prašina), 79039000 (cink prah), i 81121300 (otpad berilija i ostatci) nisu uključeni jer mogu djelomično biti obuhvaćeni Regulativom o prekograničnom prometu otpada.

Za potrebe izračunavanja statistike o uvozu i izvozu staklenog otpada predloženi su kodovi koji predstavljaju najbolje procjene koje se mogu povezati sa EWCStat klasifikacijom, na agregiranom nivou šifre 7.1 –neopasni stakleni otpad.

Za potrebe izračunavanja statistike o uvozu i izvozu otpadnog papira i kartona predloženi su kodovi koji predstavljaju najbolje procjene koje se mogu povezati sa EWCStat klasifikacijom, na agregiranom nivou šifre 7.2- otpad papira i kartona.

*These are some of the conclusions about the appropriateness of using the foreign trade statistics for statistics of import/export of waste:*

- 1. For some types of waste such as scrap metal, paper and cardboard, glass and plastic waste, textile waste and combustion (ash and slag), rubber waste, foreign trade statistics to the relevant data on imports and exports waste and these data can be used as a supplement to the data based on the Regulation on the transboundary movement of waste.*
- 2. For other types of waste such as scrap electronic equipment and waste from the agrifood industry, foreign trade statistics do not provide a good basis for statistics on import and exports of waste and products are usually combined in the same code of Combined Nomenclature.*
- 3. The data of external trade statistics have higher frequency of production data is relation to the frequency that is required by the Regulation on waste statistics, and they are available on time and respecting deadlines.*
- 4. Necessary data on import and export of waste can be easily removed from on existing database of external trade statistics, and therefore use these data for purposes of Regulation on waste statistics involve little or no additional cost.*
- 5. The methodology applied in Germany could in principle be used by all EU member states and beyond.*

*CN - Combined Nomenclature and EWC-Stat Classification are generally based on the main material or product. The Combined Nomenclature is much more detailed than EWC-Stat Classification, and for this reason is not too difficult to attribute codes to Combined Nomenclature for one of the categories in EWC-Stat classification.*

*For purposes of calculating the statistics of imports and exports of scrap metal, codes proposed to represent the best estimate that can be linked with EWC- Stat Classification, at the aggregate level Code 6. non-hazardous metal waste. CN codes 79031000 (zinc dust) 79039000 (zinc powder), and 81121300 (beryllium waste and residues) are not included because partially they can be covered by Regulation on the transboundary movement of waste.*

*For purpose of calculating statistics on import and export of waste glass codes proposed to represent the best estimate that can be linked with EWC-Stat Classification, at the aggregate level Code 7.1- non- hazardous glass waste.*

*For purposes of calculating the statistics of imports and exports of waste paper and cardboard codes proposed to represent the best estimate that can be linked with EWC-Stat Classification, at the aggregate level Code 7.2- waste paper and cardboard.*

Za potrebe izračunavanja statistike o uvozu i izvozu plastičnog otpada predloženi su kodovi koji predstavljaju najbolje procjene koje se mogu povezati sa EWCStat klasifikacijom, na agregiranom nivou šifre 7.4- plastični otpad.

*For purposes of calculating statistics on import and export of plastic waste codes proposed to represent the best estimate that can be linked with EWC-Stat Classification, at the aggregate level Code 7.4 – plastic waste.*

Za potrebe izračunavanja statistike o uvozu i izvozu tekstilnog otpada predloženi su kodovi koji predstavljaju najbolje procjene koje se mogu povezati sa EWCStat klasifikacijom, na agregiranom nivou šifre 7.6 -tekstilni otpad.

*For purposes of calculating the statistics of imports and exports of textile waste codes proposed to represent the best estimate that can be linked with EWC-Stat Classification, at the aggregate level Code 7.6- textile waste.*

Za potrebe izračunavanja statistike o uvozu i izvozu neopasne šljake i pepela iz toplinskih procesa predloženi su kodovi koji predstavljaju najbolje procjene koje se mogu povezati sa EWCStat klasifikacijom, na agregiranom nivou šifre 12.42 - neopasna šljaka i pepeo iz toplinskih procesa.

*For purposes calculating the statistics of imports and exports of non-hazardous slag and ash from thermal processes codes proposed to represent the best estimate that can be linked with EWC-Stat Classification, at the aggregate level 12.42- non-hazardous sludge and ash from thermal processes.*

Za potrebe izračunavanja statistike o uvozu i izvozu gumenog otpada predloženi su kodovi koji predstavljaju najbolje procjene koje se mogu povezati sa EWCStat klasifikacijom, na agregiranom nivou šifre 7.3 – gumeni otpad.

*For purposes calculating the statistics of imports and exports of rubber waste codes proposed to represent the best estimate that can be linked with EWC-Stat Classification, at the aggregate level 7.3- rubber waste.*

Obrađeni podaci statistike vanjske trgovine za ovih sedam grupa otpada su dobar način da se stekne uvid u tokove ovih kategorija otpada u Bosni i Hercegovini.

*The processed data of external trade statistics for these seven groups of waste are a good way to gain insight into the flow of waste in Bosnia and Herzegovina.*

**Publikuje Agencija za statistiku Bosne i Hercegovine, 71000 Sarajevo, Zelenih beretki 26**  
*Published by the Agency for Statistics of the Bosnia and Herzegovina, 71000 Sarajevo, Zelenih beretki 26*

**Telefon/Phone: +387 (33) 911 911 | Telefaks/Telefax: +387 (33) 220 622**  
**Elektronska pošta/E-mail: [bhas@bhas.gov.ba](mailto:bhas@bhas.gov.ba) | Internetska stranica/Web site: [www.bhas.gov.ba](http://www.bhas.gov.ba)**

**Odgovorne osobe/Responsible persons:**

**Ševala Korajčević, šefica Odsjeka za okoliš, energiju i regionalne statistike**  
*Sevala Korajcevic, Head of Department for Environment, Energy and Regional Statistics*  
**Vesna Čužić, direktorica**  
*Vesna Cuzic, General director*

**Saopćenje priredila: Alma Džananović**  
*Prepared by: Alma Džananovic*



 **Razmislite o očuvanju okoliša prije štampanja dokumenta.**  
*Please consider the environment before printing this document.*