



SAOPĆENJE

FIRST RELEASE



Obavezni ste da prilikom dozvoljenih radnji, u svom proizvodu ili aplikaciji navedete izvor podataka.
You are required to specify a data source when allowed in your product or application.

GODINA/YEAR XV

SARAJEVO, 10.03.2023.

BROJ/NUMBER 01

POSLOVNE STATISTIKE / BUSINESS STATISTICS

INDEKS OBIMA INDUSTRIJSKE PROIZVODNJE U BOSNI I HERCEGOVINI ZA JANUAR 2023. GODINE – PRETHODNI PODACI¹⁾

VOLUME INDEX OF INDUSTRIAL PRODUCTION IN BOSNIA AND HERZEGOVINA JANUARY 2023 - PRELIMINARY RESULTS¹⁾

Indeks obima industrijske proizvodnje - ukupno

Ukupna desezonirana industrijska proizvodnja u Bosni i Hercegovini u januaru 2023. u poređenju sa decembrom 2022. bilježi rast za 0,2%.

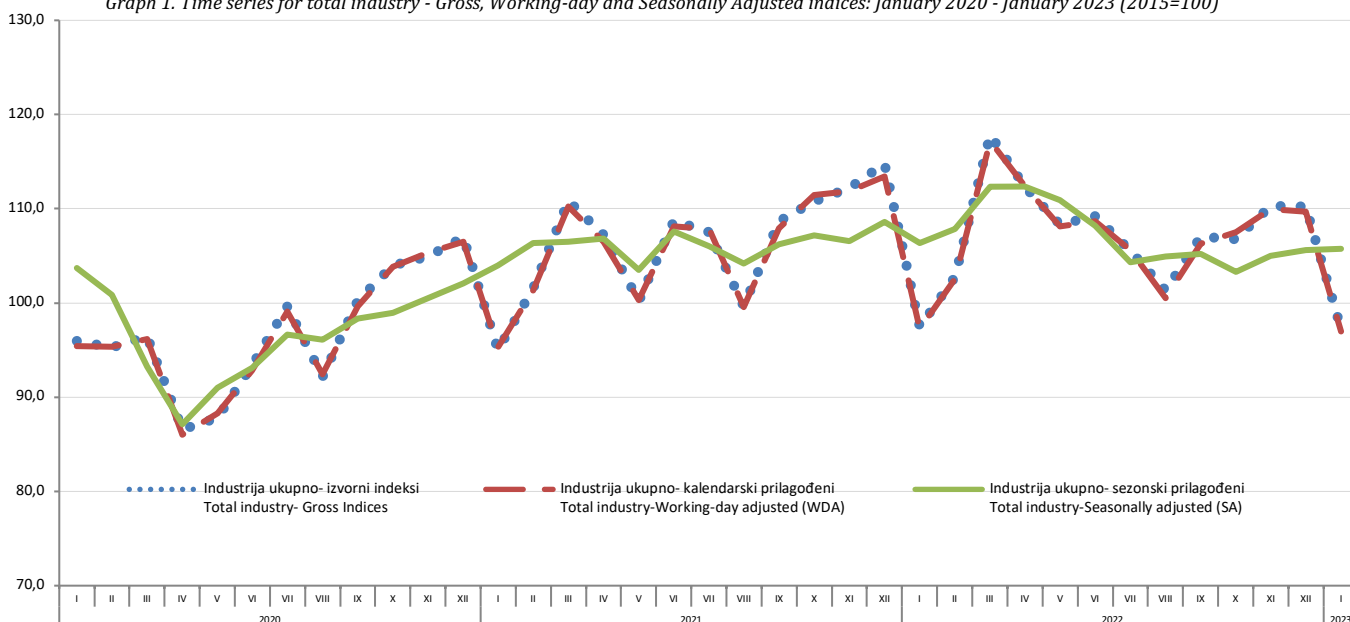
U januaru 2023. u poređenju sa januarom 2022. industrijska proizvodnja u Bosni i Hercegovini, kalendarski prilagođena, bilježi pad za 0,3%.

Industrial production volume index - Total

Total seasonally adjusted industrial production in Bosnia and Herzegovina in January 2023, compared to December 2022, is increased by 0.2%.

In January 2023, compared to January 2022, industrial production in Bosnia and Herzegovina, the calendar adjusted, is decreased by 0.3%.

Grafik 1. Vremenska serija industrija ukupno - izvorni, kalendarski i sezonski prilagođeni indeksi: januar 2020 - januar 2023 (2015=100)
Graph 1. Time series for total industry - Gross, Working-day and Seasonally Adjusted indices: January 2020 - January 2023 (2015=100)



¹⁾ Prethodni rezultati postaju konačni danom objavljivanja saopćenja za naredni mjesec
Preliminary results become final as of publishing press release for the next month

Indeks obima industrijske proizvodnje prema GIG agregatima

Mjesečna poređenja

U januaru 2023. u odnosu decembar 2022. proizvodnja Kapitalnih proizvoda veća je za 6,3%, proizvodnja Energije veća je za 2,9%, proizvodnja Intermedijarnih proizvoda veća je za 1,7% dok je, proizvodnja Trajnih proizvoda za široku potrošnju manja za 0,7%, proizvodnja Netrajnih proizvoda za široku potrošnju manja za 3,5%.

Godišnja poređenja

U januaru 2023. u odnosu na januar 2022. proizvodnja Kapitalnih proizvoda veća je za 7,9%, proizvodnja Intermedijarnih proizvoda veća je za 2,4%, proizvodnja Netrajnih proizvoda za široku potrošnju veća za 2,4%, proizvodnja Trajnih proizvoda za široku potrošnju je veća za 1,5%, dok je proizvodnja Energije manja za 9,7%.

Indeks obima industrijske proizvodnje prema područjima KD BiH 2010 (EU NACE Rev.2)

Mjesečna poređenja

Za područja KD BiH 2010. sezoniрана industrijska proizvodnja u januaru 2023. u poređenju sa decembrom 2022. u području vađenje ruda i kamena je zabilježen rast za 9,2%, u području Proizvodnja i snabdjevanje električnom energijom i plinom je zabilježen rast za 0,6%, dok je u području prerađivačke industrije zabilježen pad za 0,4%.

Godišnja poređenja

U januaru 2023. u poređenju sa januarom 2022. industrijska proizvodnja, kalendarski prilagođena, bilježi rast u području Prerađivačka industrija za 1,9%, dok je u području Vađenje ruda i kamena zabilježen pad za 4,1%, te u području Proizvodnja i snabdjevanje električnom energijom i plinom zabilježen pad za 8,2%.

Indeksi obima industrijske proizvodnje prema oblastima KD BiH 2010(EU NACE Rev.2)

Mjesečna poređenja

Posmatrano po oblastima djelatnosti (stope izračunate iz sezoniраних indeksa) u januaru 2023. u odnosu na decembar 2022. najveći rast zabilježen je u oblasti 07 – Vađenje ruda metala (37,0%), oblasti 30 - Proizvodnja ostalih saobraćajnih sredstava (20,3%) i u oblasti 08 - Vađenje ostalih ruda i kamena (19,1%). Najveći pad industrijske proizvodnje u januaru 2023. u odnosu na decembar 2022 zabilježen je u oblasti 12 - Proizvodnja duhanskih proizvoda (100,0%), oblasti 26 – Proizvodnja računara te elektroničkih i optičkih proizvoda (31,3%), i oblasti 21 - Proizvodnja osnovnih farmaceutskih proizvoda i farmaceutskih preparata (8,4%).

Godišnja poređenja

Posmatrano po oblastima djelatnosti (stope izračunate iz kalendarski prilagođenih indeksa) u januaru 2023. u poređenju sa januarom 2022. najveći rast zabilježen je u oblasti 21 – proizvodnja osnovnih farmaceutskih proizvoda i farmaceutskih preparata (67,6%) i oblasti 07 – Vađenje ruda metala (57,1%). Najveći pad industrijske proizvodnje u januaru 2023. u poređenju sa januarom 2022. godine zabilježen je u oblasti 12 - Proizvodnja duhanskih proizvoda (100,0%) i oblasti 13 - Proizvodnja tekstila (44,9%).

Industrial production volume index, according to the MIGs

Monthly comparison

In January 2023, compared to December 2022, production of Capital goods increased by 6.3%, production of Energy increased by 2.9%, production of Intermediate goods increased by 1.7%, while production of Consumer durables decreased by 0.7%, production of Consumer non-durables decreased by 3.5%.

Annual comparison

In January 2023 compared to January 2022, production of Capital goods increased by 7.9%, production of Intermediate goods increased by 2.4%, production of Consumer non-durables increased by 2.4%, production of Consumer durables increased by 1.5% while production of Energy decreased by 9.7%.

Industrial production volume index, according to the KD BiH 2010 (EU NACE Rev.2) sections

Monthly comparison

According to sections of KD BiH 2010, seasonally adjusted industrial production in January 2023 compared to December 2022 in section Mining and quarrying increased by 9.2%, in section Electricity and gas supply increased by 0.6%, while in section manufacturing decreased by 0.4%.

Annual comparison

In January 2023, compared to January 2022, calendar adjusted industrial production increased in section Manufacturing by 1.9%, while in section Mining and quarrying decreased by 4.1%, in section Electricity and gas supply decreased by 8.2%.

Indices of industrial production according to the KD BiH 2010 (EU NACE Rev.2) sections

Monthly comparison

Broken down by divisions of activities (rates are calculated from seasonally adjusted indices) in January 2023 compared to December 2022, the highest growth is recorded in the following divisions: division 07 –Mining of metal ores (37.0%), division 30 – Manufacture of other transport equipment (20.3%), and division 08 - Other mining and quarrying (19.1%). The largest decline in industrial production in January 2023 compared to December 2022 was recorded in the following divisions: division 12 - Manufacture of tobacco products (100.0%), division 26 – Manufacture of computer, electronic and optical products (31.3%), and division 21 – Manufacture of basic pharmaceutical products and pharmaceutical preparations (8.4%).

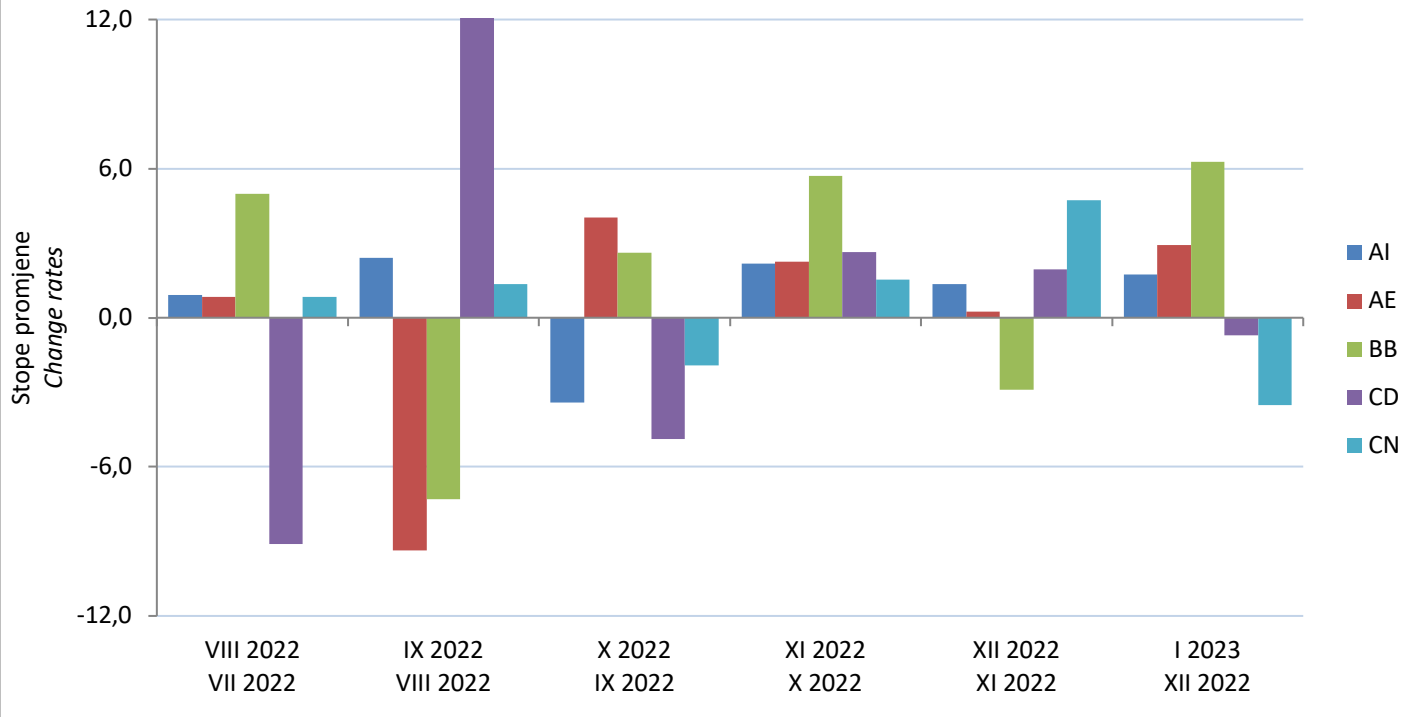
Annual comparison

Broken down by divisions of activities (rates are calculated from calendar adjusted indices) in January 2023 compared to January 2022, the highest growth is recorded in the following divisions: division 21 – Manufacture of basic pharmaceutical products and pharmaceutical preparations (67.6%) and division 07 –Mining of metal ores (57.1%). The largest decline in industrial production in January 2023 compared to January 2022, was recorded in the following divisions: division 12 - Manufacture of tobacco products (100.0%) and division 13 - Manufacture of textiles (44.9%).

TABELA 1. MJESEČNE STOPE PROMJENA IZRAČUNATE IZ DESEZONIRANIH INDEKSA OBIMA INDUSTRIJSKE PROIZVODNJE, JANUAR 2023.
TABLE 1. MONTH-ON-MONTH GROWTH RATES CALCULATED FROM SEASONALLY ADJUSTED VOLUME INDICES ON INDUSTRIAL PRODUCTION, JANUARY 2023

	VIII 2022 VII 2022	IX 2022 VIII 2022	X 2022 IX 2022	XI 2022 X 2022	XII 2022 XI 2022	I 2023 XII 2022	
Ukupno industrija	0.6	0.3	-1.8	1.7	0.5	0.2	Total industry
Glavne industrijske grupe (GIG)							Main Industrial Groups (MIGs)
AI Intermedijarni proizvodi	0.9	2.4	-3.4	2.2	1.3	1.7	AI Intermediate goods
AE Energija	0.8	-9.4	4.0	2.3	0.2	2.9	AE Energy
BB Kapitalni proizvodi	5.0	-7.3	2.6	5.7	-2.9	6.3	BB Capital goods
CD Trajni proizvodi za široku potrošnju	-9.1	18.6	-4.9	2.6	2.0	-0.7	CD Consumer durables
CN Netrajni proizvodi za široku potrošnju	0.8	1.3	-1.9	1.5	4.7	-3.5	CN Consumer non-durables
Područja i oblasti KD BIH 2010							NACE Rev.2 Sections and Divisions
B VAĐENJE RUDA I KAMENA	7.1	-13.0	1.1	2.4	-4.8	9.2	B MINING AND QUARRYING
05 Vađenje ugljena i lignita	6.3	-18.6	4.8	0.7	-9.7	5.0	Mining of coal and lignite
07 Vađenje metalnih ruda	23.6	-21.6	10.8	-2.5	7.0	37.0	Mining of metal ores
08 Vađenje ostalih ruda i kamena	5.3	5.5	-13.2	19.8	12.5	19.1	Other mining and quarrying
C PRERAĐIVAČKA INDUSTRIJA	0.9	1.2	-1.6	1.9	1.3	-0.4	C MANUFACTURING
10 Proizvodnja prehrambenih proizvoda	2.1	-1.2	2.9	3.9	1.4	-6.4	Manufacture of food products
11 Proizvodnja pića	9.3	-3.1	-13.5	8.5	-3.1	2.1	Manufacture of beverages
12 Proizvodnja duhanskih proizvoda	-100.0	-100.0	-100.0	-100.0	-100.0	-100.0	Manufacture of tobacco products
13 Proizvodnja tekstila	-27.3	34.4	-13.6	-0.5	2.1	3.6	Manufacture of textiles
14 Proizvodnja odjeće	-10.7	8.9	2.7	1.8	0.9	-7.9	Manufacture of wearing apparel
15 Proizvodnja kože i srodnih proizvoda	-8.4	11.1	-1.5	0.1	-1.9	0.9	Manufacture of leather and related products
16 Prerada drveta i proizvoda od drveta i pluta, osim namještaja; proizvodnja predmeta od slame i pletarskih materijala	-4.6	3.0	-8.4	8.4	1.8	1.1	Manufacture of wood and of products of wood and cork, except furniture; manufacture of articles of straw and plaiting materials
17 Proizvodnja papira i proizvoda od papira	6.9	0.3	1.1	-11.6	8.0	-2.7	Manufacture of paper and paper products
18 Štampanje i umnožavanje snimljenih zapisa	0.5	-2.6	-7.0	-3.7	8.4	1.4	Printing and reproduction of recorded media
19 Proizvodnja koksa i rafiniranih naftnih proizvoda	-7.6	-8.9	1.6	-3.9	4.0	-2.4	Manufacture of coke and refined petroleum products
20 Proizvodnja hemikalija i hemijskih proizvoda	8.3	-1.7	-4.5	0.2	3.4	-2.3	Manufacture of chemicals and chemical products
21 Proizvodnja osnovnih farmaceutskih proizvoda i farmaceutskih preparata	1.4	15.5	-19.9	-3.5	39.4	-8.4	Manufacture of basic pharmaceutical products and pharmaceutical preparations
22 Proizvodnja proizvoda od gume i plastičnih masa	-3.7	9.9	-9.2	5.7	-0.3	1.9	Manufacture of rubber and plastic products
23 Proizvodnja ostalih nemetalnih mineralnih proizvoda	2.3	5.6	2.3	-6.5	6.0	1.7	Manufacture of other non-metallic mineral products
24 Proizvodnja baznih metala	-10.4	0.0	-12.5	4.8	-6.4	11.9	Manufacture of basic metals
25 Proizvodnja gotovih metalnih proizvoda, osim mašina i opreme	-0.4	-1.6	-3.7	20.5	2.1	-3.7	Manufacture of fabricated metal products, except machinery and equipment
26 Proizvodnja računara te elektroničkih i optičkih proizvoda	22.9	8.4	-17.5	-2.2	4.9	-31.3	Manufacture of computer, electronic and optical products
27 Proizvodnja električne opreme	5.4	-3.0	-4.8	-1.4	-0.6	-1.7	Manufacture of electrical equipment
28 Proizvodnja mašina i uređaja, d. n.	-4.7	4.2	2.6	-0.7	-6.0	11.3	Manufacture of machinery and equipment n.e.c.
29 Proizvodnja motornih vozila, prikolica i poluprikolica	0.2	-1.2	-4.1	9.9	-8.8	6.2	Manufacture of motor vehicles, trailers and semi-trailers
30 Proizvodnja ostalih saobraćajnih sredstava	-40.1	135.0	-20.1	35.8	7.7	20.3	Manufacture of other transport equipment
31 Proizvodnja namještaja	-8.5	18.8	-5.0	0.5	2.2	-0.2	Manufacture of furniture
32 Ostala prerađivačka industrija	-9.9	27.4	-3.2	8.4	12.6	1.6	Other manufacturing
33 Popravak i instaliranje mašina i opreme	3.9	-1.1	10.7	-5.5	0.9	13.3	Repair and installation of machinery and equipment
D Proizvodnja i snabdijevanje električnom energijom, plinom, parom i klimatizacija (izuzev grane 35.3 - proizvodnja i snabdijevanje parom i klimatizacija)	-2.1	-3.9	3.5	1.7	1.0	0.6	D Electricity, gas, steam and air conditioning supply (except group 35.3 - Steam and air conditioning supply)
35 Proizvodnja i snabdijevanje električnom energijom, plinom, parom i klimatizacija	-2.1	-3.9	3.5	1.7	1.0	0.6	Electricity, gas, steam and air conditioning supply

Grafik 2. Mjesečne stope promjena izračunate iz desezoniranih indeksa za Glavne industrijske grupe (GIG)
Graph 2. Monthly change rates calculated from seasonally adjusted indices for Main Industrial Groups (MIGs)



Grafik 3. Mjesečne stope promjena izračunate iz desezoniranih indeksa za ukupno industriju i područja djelatnosti

Graph 3. Monthly change rates calculated from seasonally adjusted indices for Total Industry and divisions

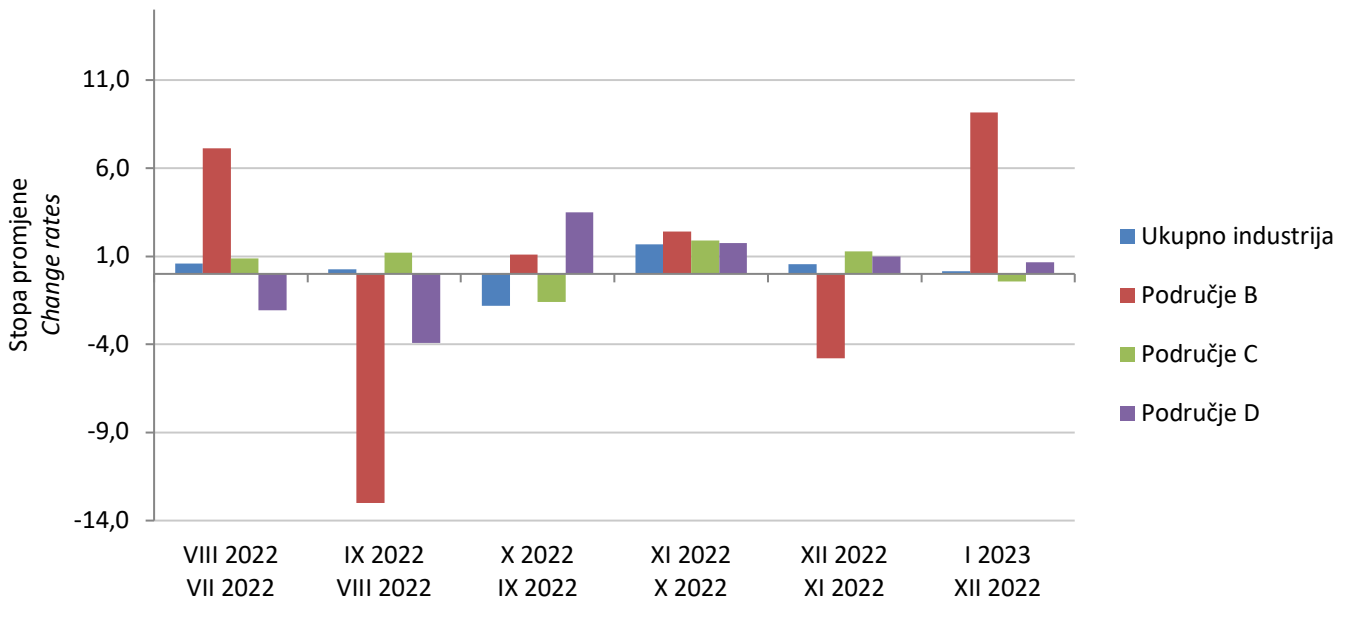


TABELA 2. GODIŠNJE STOPE PROMJENA IZRAČUNATE IZ KALENDARSKI PRILAGOĐENIH INDEKSA OBUJMA INDUSTRIJSKE PROIZVODNJE, JANUAR 2023.
TABLE 2. YEAR-ON-YEAR GROWTH RATES CALCULATED FROM WORKING-DAY ADJUSTED VOLUME INDICES ON INDUSTRIAL PRODUCTION, JANUARY 2023

		VIII 2022	IX 2022	X 2022	XI 2022	XII 2022	I 2023		
		VIII 2021	IX 2022	X 2021	XI 2021	XII 2021	I 2022		
Ukupno industrija		1.0	-1.5	-3.5	-1.7	-3.3	-0.3	Total industry	
Glavne industrijske grupe (GIG)								Main Industrial Groups (MIGs)	
AI	Intermedijarni proizvodi	0.9	2.4	-2.1	-0.4	1.0	2.4	AI	Intermediate goods
AE	Energija	-3.2	-15.0	-13.0	-9.1	-13.6	-9.7	AE	Energy
BB	Kapitalni proizvodi	15.7	5.0	4.6	7.8	-2.9	7.9	BB	Capital goods
CD	Trajni proizvodi za široku potrošnju	-12.9	3.5	-5.0	-7.3	-6.5	1.5	CD	Consumer durables
CN	Netrajni proizvodi za široku potrošnju	0.3	-0.8	-0.8	-1.3	7.0	2.4	CN	Consumer non-durables
Područja i oblasti KD BIH 2010								NACE Rev.2 Sections and Divisions	
B	PROIZVODI RUDARSTVA I VAĐENJA KAMENA	5.8	-13.2	-10.6	-0.8	-12.7	-4.1	B	MINING AND QUARRYING
05	Ugljen i lignit	7.6	-18.0	-12.8	0.8	-15.8	-15.9	05	Coal and lignite
07	Metalne rude	0.0	-21.1	-8.7	-17.9	-24.6	57.1	07	Metal ores
08	Ostali proizvodi od ruda i kamena	6.9	17.0	-2.7	12.0	18.3	52.7	08	Other mining and quarrying products
C	PROIZVODI PRERAĐIVAČKE INDUSTRIJE	1.7	1.9	-0.9	1.3	1.8	1.9	C	MANUFACTURED PRODUCTS
10	Prehrambeni proizvodi	6.5	4.8	7.9	15.6	18.8	5.0	10	Food products
11	Pića	4.7	-9.0	-11.9	-20.3	-10.0	-2.7	11	Beverages
12	Duhanski proizvodi	-100.0	-100.0	-100.0	-100.0	-100.0	-100.0	12	Tobacco products
13	Tekstil	-60.8	-41.3	-50.4	-52.0	-49.4	-44.9	13	Textiles
14	Odjeća	-8.4	-3.7	9.3	6.1	14.8	-6.9	14	Wearing apparel
15	Koža i srodni proizvodi	4.9	-0.8	-6.3	-9.5	-4.7	-1.1	15	Leather and related products
16	Drvo i proizvodi od drveta i pluta, osim namještaja; proizvodi od slame i petarskih materijala	-2.3	-5.4	-16.7	-19.6	-6.8	-0.1	16	Wood and of products of wood and cork, except furniture; articles of straw and plaiting materials
17	Papir i proizvodi od papira	-5.8	-3.0	-4.4	-8.4	-3.2	-5.6	17	Paper and paper products
18	Štampani materijali i snimljeni zapisi	24.5	19.4	23.8	16.4	14.8	15.3	18	Printing and reproduction services of recorded media
19	Koks i rafinirani naftni proizvodi	-10.6	-21.4	-24.5	-27.7	-22.3	-16.8	19	Coke and refined petroleum products
20	Kemikalije i kemijski proizvodi	8.8	7.4	0.7	-0.6	-0.7	0.6	20	Chemicals and chemical products
21	Osnovni farmaceutski proizvodi i farmaceutski preparati	-6.1	15.8	-11.4	-11.8	10.4	67.6	21	Basic pharmaceutical products and pharmaceutical preparations
22	Proizvodi od gume i plastike	2.5	16.6	0.8	1.8	-3.5	2.0	22	Rubber and plastic products
23	Ostali nemetalni mineralni proizvodi	5.0	9.9	17.5	1.3	10.8	-3.5	23	Other non-metallic mineral products
24	Bazni metali	-3.1	-1.8	-16.8	-6.5	-4.9	-16.8	24	Basic metals
25	Gotovi metalni proizvodi, osim mašina i opreme	17.4	2.9	-0.1	14.8	-1.1	5.7	25	Fabricated metal products, except machinery and equipment
26	Računala, elektronički i optički proizvodi	-4.3	8.3	-9.4	-11.3	16.6	-28.4	26	Computer, electronic and optical products
27	Električna oprema	14.5	6.7	-4.8	-6.3	5.6	2.4	27	Electrical equipment
28	Mašine i uređaji, d. n.	-6.7	-5.9	7.5	3.7	7.0	23.7	28	Machinery and equipment n.e.c.
29	Motorna vozila, prikolice i poluprikolice	51.4	30.6	12.7	42.3	23.6	37.1	29	Motor vehicles, trailers and semi-trailers
30	Ostala prijevozna sredstva	-84.7	-34.4	-55.6	-29.4	-44.6	-16.0	30	Other transport equipment
31	Namještaj	-14.6	4.6	-4.2	-7.2	-6.9	0.9	31	Furniture
32	Ostala prerađivačka industrija	-16.0	13.3	14.8	0.2	31.0	27.7	32	Other manufactured goods
33	Usluge popravka i instaliranje mašina i opreme	7.7	3.0	28.0	8.8	-4.0	34.6	33	Repair and installation services of machinery and equipment
D	Proizvodnja i snabdijevanje električnom energijom, plinom, parom i klimatizacija (izuzev grane 35.3 - proizvodnja i snabdjevanje parom i klimatizacija)	-6.7	-13.7	-12.8	-11.6	-12.8	-8.2	D	Electricity, gas, steam and air conditioning supply (except group 35.3 - Steam and air conditioning supply)
35	Električna energija, plin, para i klimatizacija	-6.7	-13.7	-12.8	-11.6	-12.8	-8.2	35	Electricity, gas, steam and air conditioning

TABELA 3. IZVORNI INDEKSI OBIMA INDUSTRIJSKE PROIZVODNJE - UKUPNO, PREMA GIG, PODRUČJIMA I OBLASTIMA KD BIH 2010 (NACE Rev.2), JANUAR 2023.
TABLE 3. GROSS VOLUME INDICES ON INDUSTRIAL PRODUCTION - TOTAL, ACCORDING TO MIGs, KD BIH 2010 (NACE Rev.2) SECTIONS AND DIVISIONS, JANUARY 2022

		Struktura Structure	I 2023 I 2023	I 2023 I 2022		
	Ukupno industrija	100.00	90.5	99.8		Total industry
AI	Intermedijarni proizvodi	38.39	83.0	103.0	AI	Intermediate goods
AE	Energija	25.70	108.1	90.4	AE	Energy
BB	Kapitalni proizvodi	11.82	84.5	107.4	BB	Capital goods
CD	Trajni proizvodi za široku potrošnju	4.53	96.8	101.5	CD	Consumer durables
CN	Netrajni proizvodi za široku potrošnju	19.56	84.2	102.3	CN	Consumer non-durables
B	PROIZVODI RUDARSTVA I VAĐENJA KAMENA	7.17	81.7	96.0	B	MINING AND QUARRYING
05	Ugalj i lignit	5.18	83.1	83.8	05	Coal and lignite
07	Metalne rude	1.05	70.7	155.8	07	Metal ores
08	Ostali proizvodi od ruda i kamena	0.94	86.5	152.9	08	Other mining and quarrying products
C	PROIZVODI PRERAĐIVAČKE INDUSTRIJE	74.00	84.7	102.2	C	MANUFACTURED PRODUCTS
10	Prehrambeni proizvodi	8.04	87.8	104.3	10	Food products
11	Pića	2.41	66.7	98.3	11	Beverages
12	Duhanski proizvodi	0.01	0.0	0.0	12	Tobacco products
13	Tekstil	0.96	71.7	57.2	13	Textiles
14	Odjeća	2.53	83.6	93.8	14	Wearing apparel
15	Koža i srodni proizvodi	3.35	91.5	99.4	15	Leather and related products
16	Drvo i proizvodi od drveta i pluta, sem namještaja; proizvodi od slame i pletarskih materijala	4.79	72.6	102.1	16	Wood and of products of wood and cork, except furniture; articles of straw and plaiting materials
17	Papir i proizvodi od papira	2.69	96.0	95.8	17	Paper and paper products
18	Štampani materijali i snimljeni zapisi	1.15	76.9	110.4	18	Printing and reproduction services of recorded media
19	Koks i rafinirani naftni proizvodi	1.69	91.0	82.8	19	Coke and refined petroleum products
20	Hemikalije i hemijski proizvodi	3.52	85.0	94.1	20	Chemicals and chemical products
21	Osnovni farmaceutski proizvodi i farmaceutski preparati	1.17	62.5	173.4	21	Basic pharmaceutical products and pharmaceutical preparations
22	Proizvodi od gume i plastike	4.50	78.9	99.7	22	Rubber and plastic products
23	Ostali nemetalni mineralni proizvodi	3.67	60.0	96.9	23	Other non-metallic mineral products
24	Bazni metali	7.53	92.1	83.1	24	Basic metals
25	Gotovi metalni proizvodi, osim masina i opreme	12.48	79.4	105.5	25	Fabricated metal products, except machinery and equipment
26	Računari, elektronski i optički proizvodi	0.29	53.1	68.1	26	Computer, electronic and optical products
27	Električna oprema	2.56	86.6	103.7	27	Electrical equipment
28	Mašine i uređaji, d. n.	2.06	113.6	122.2	28	Machinery and equipment n.e.c.
29	Motorna vozila, prikolice i poluprikolice	1.74	98.0	124.5	29	Motor vehicles, trailers and semi-trailers
30	Ostala prevozna sredstva	0.05	132.1	84.0	30	Other transport equipment
31	Namještaj	4.43	96.6	100.9	31	Furniture
32	Ostala prerađivačka industrija	1.08	118.4	129.9	32	Other manufactured goods
33	Usluge popravke i instaliranja mašina i uređaja	1.30	101.2	137.2	33	Repair and installation services of machinery and equipment
D	PROIZVODI I SNABDIJEVANJE ELEKTRIČNOM ENERGIJOM, PLINOM, PAROM I KLIMATIZACIJA	18.83	116.6	91.8	D	ELECTRICITY, GAS, STEAM AND AIR CONDITIONING
35	Električna energija, plin, para i klimatizacija	18.83	116.6	91.8	35	Electricity, gas, steam and air conditioning

METODOLOŠKA OBJAŠNENJA

Počevši sa saopćenjem za mart 2013, promijenjen je koncept objavljivanja rezultata indeksa industrijske proizvodnje u Bosni i Hercegovini. Agencija za statistiku BiH i entitetski zavodi za statistiku su uskladili prezentaciju i interpretaciju indeksa industrijske proizvodnje s onom koja je propisana EU uredbama o kratkoročnim poslovnim statistikama i preporukama Eurostata o publikovanju indeksa industrijske proizvodnje. Uredbe i preporuke su namijenjene državama članicama EU, kao i zemljama koje su u procesu pridruživanja, a u cilju harmonizovanog izračunavanja i prezentovanja ovog pokazatelja.

Stoga su svi rezultati indeksa industrijske proizvodnje (industrija ukupno, agregati po industrijskim djelatnostima i specijalni GIG agregati) u saopćenju tabelarno prezentovani u tri oblika:

- Desezonirani pokazatelji
- Kalendarski prilagođeni pokazatelji
- Izvorni indeksi industrijske proizvodnje

U skladu sa pomenutim preporukama, indeks industrijska proizvodnje se tumači:

- Mjesečnom stopom rasta izračunatom iz desezoniranih indeksa
- Godišnjom stopom rasta izračunatom iz kalendarski prilagođenih indeksa

Iz tog razloga komentari dati na samom saopćenju ne uključuju komentare za Izvorne indekse.

Izvorni indeksi u saopćenju se prikazuju tabelarno na način na koji su prikazivani u dosadašnjim saopćenjima radi održavanja dosljednosti prema prethodno objavljenim serijama. Spomenuti koncept indeksa zadržati će se u saopćenju u dužem prijelaznom periodu isključivo radi korisnika podataka koji su navikli na takav način prezentovanja indeksa industrijske proizvodnje, a koji se nije mijenjao dugi niz godina.

Metod računanja i bazna godina

Indeksi industrijske proizvodnje izračunavaju se korištenjem Laspeyresove formule, Nova bazna godina za koju je utvrđen sistem pondera u BiH je 2015, i primjenjuje se u obračunu indeksa od januara 2018. EU Uredbom (EC) No 472/2008 propisana je primjena bazne 2015, Koncepti, definicije i metodologija koji se koriste za izračunavanje indeksa industrijske proizvodnje su usklađeni sa EU propisima u domenu kratkoročnih statistika (*EU STS - Short Term Statistics*).

Osnovne informacije o indeksu industrijske proizvodnje i kratka metodologija izračuna prikazane su u dokumentu "Metodološka uputstva za izračunavanje indeksa fizičkog obima industrijske proizvodnje u Bosni i Hercegovini - (MD 29)" koja je dostupna na web stranici Agencije za statistiku BiH: <http://www.bhas.gov.ba> u sekciji industrija.

Standardi i klasifikacije

Za prikupljanje podataka, izračunavanje indeksa i

NOTES ON METHODOLOGY

Starting with the Press Release for March 2013, the concept of publishing the results of the industrial production index in Bosnia and Herzegovina is changed. Agency for Statistics of BiH and entity institutes for statistics harmonized the presentation and interpretation of the industrial production index to EU Regulations on Short-Term Statistics and Eurostat's Recommendations on publishing the industrial production index. Regulations and Recommendations are intended for EU member states, as well as countries that are in the process of accession, for the purpose of harmonized calculating and presenting of this indicator.

Therefore, all the results of the industrial production index (total industry, aggregates by industrial activities and special MIG aggregates) are presented in a press release tables in three forms:

- *Seasonally adjusted indicators*
- *Working-day adjusted indicators*
- *Original (gross) production indices*

In accordance with the Recommendations, the industrial production index is commented by:

- *Monthly growth rates calculated from seasonally adjusted indices*
- *Annual growth rate calculated from working-day adjusted indices*

For this reason, comments given to the press release do not include comments on original indices.

In the press release, the original (gross) indices are presented in tables (in the same manner as they were presented in the former press releases) in order to maintain consistency with the previously published series. The mentioned index concept will be retained in press releases for a longer transition period, solely for data users who are accustomed to this way of presenting the industrial production index, which has not been changed for many years.

Calculation method and base year

Industrial production indices are calculated using the Laspeyres formula, The new base year, for which the weighting system is established in BiH, is 2015 and it is used in calculation of indices since January 2018. EU Regulation (EC) No 472/2008 stipulates the use of base year 2015 from January 2013 in EU countries, Concepts, definitions and methodology used for calculating the industrial production index are harmonized with EU Regulations in the field of EU STS - Short Term Statistics.

The basic information on BiH industrial production index and short methodology are presented in the publication "Methodological guidelines for the calculation of the industrial production index in Bosnia and Herzegovina (MD 29)", which is available on the website of the Agency for Statistics of BiH: <http://www.bhas.gov.ba> in Industry section.

Standards and Classifications

For data collecting, calculating and publishing the results of

objavljivanje rezultata industrijske proizvodnje od januara 2013, koriste se novi standardi: BiH klasifikacija djelatnosti KD BiH 2010 (bazirana na EU NACE Rev,2,) i Mjesečna NIP BiH 2018. Mjesečna NIP BiH 2018 je Nomenklatura industrijskih proizvoda Bosne i Hercegovine, koja se koristi za provođenje Mjesečnog izvještaja industrije M KPS IND-1. Mjesečna NIP BiH 2018 zasnovana je na izvornoj NIP BiH 2010 (Službeni glasnik br, 12/11 i 41/11) i ažurirana sa izmjenama i dopunama u EU PRODCOM Listi nastalim od 2013. do 2017. godine. Mjesečna NIP BiH 2018 je dodatno razrađena i dopunjena u skladu sa specifičnim potrebama obračuna indeksa industrijske proizvodnje u BiH, a saglasno sa EU regulativama za kratkoročne poslovne statistike.

Prikupljanje podataka

Federalni zavod za statistiku FBiH (FZS FBiH), Republički zavod za statistiku RS (RZS RS) i Ekspozitura Agencije za statistiku BiH u Brčko distriktu (EBD) provode mjesečno istraživanje industrijske proizvodnje na područjima njihove odgovornosti koristeći zajednički upitnik (IND-1) i usaglašeno uputstvo za popunjavanje. Kroz ovo istraživanje prikupljaju se podaci o obimu proizvodnje na nivou pojedinačnog proizvoda, definisanog u NIP BiH 2018, Statističke institucije vrše ulaznu kontrolu i editovanje ulaznih podataka koje koriste za računanje indeksa i dostavljaju podatke Agenciji, Agencija izračunava i objavljuje indekse za nivo BiH i za Brčko distrikt.

Rokovi dostavljanja prvih (preliminarnih) podataka BHAS-u su:

- FZS FBiH - do 17, u mjesecu za prethodni mjesec
- RZS RS - do 19, u mjesecu za prethodni mjesec
 - EBD - do 18, u mjesecu za prethodni mjesec

Rok za dostavljanje revidiranih podataka je mjesec dana nakon roka za preliminarne podatke. Podaci za januar dostavljaju se sa nekoliko dana zakašnjenja zbog neophodnih godišnjih preračunavanja podataka.

Obuhvat mjesečnog istraživanja po ekonomskim djelatnostima

Indeks obima industrijske proizvodnje (IPI) obuhvata djelatnosti koje su razvrstane u sljedeća područja KD BiH 2010:

- B - Vađenje ruda i kamena
- C - Prerađivačka industrija

D - Proizvodnja i snabdijevanje električnom energijom i plinom

- Saglasno EU STS propisu br, 1165/98 i 1893/2006 sljedeće djelatnosti ne ulaze u obračun indeksa industrijske proizvodnje:
- Oblast 36 - Sakupljanje, prečišćavanje i snabdijevanje vodom

Grana 35,3 - Proizvodnja i snabdijevanje parom i klimatizacija

the industrial production index from January 2013, new standards are used: BiH Classification of Activities KD BiH 2010 (based on the EU NACE Rev, 2,) and Monthly Nomenclature of Industrial Products NIP BiH 2018. Monthly NIP 2018 Nomenclature of Industrial Products of Bosnia and Herzegovina, which was used for the implementation of Monthly Industry Report M KPS IND-1. Monthly NIP 2018 is based on the original NIP BiH 2010 (Official Gazette no, 12/11 and 41/11) and updated with amendments in EU PRODCOM Lists occurring since 2013, to the 2017. Monthly NIP 2018 is further developed and supplemented in accordance with the specific purpose of calculating the index of industrial production in BiH, and in accordance with EU regulations for short-term business statistics.

Data collection

Institute for Statistics of Federation of BiH (FZS FBiH), Institute for Statistics of Republika Srpska (RZS RS) and the Agency for Statistics of BiH Branch office in Brcko District (EBD) conduct monthly survey on industrial production in their competence areas using a common questionnaire (IND-1), as well as unified Instruction for filling in the questionnaire. Through this survey, data are collected on the production volume at the level of individual products, as defined by Monthly NIP BiH 2018, Statistical institutes perform input control and editing of input data and use it to calculate the indices and submit data to the Agency, The Agency calculates and publishes indices for BiH and Brcko District.

The deadlines for submitting the preliminary data to the BHAS:

- *FZS FBiH - by the 17th in a month for the previous month*
- *RZS RS - by the 19th in a month for the previous month*
- *EBD - by the 18th in a month for the previous month*

The deadline for submitting the revised data is one month after the deadline for submitting the preliminary data. Data for January are delivered with a few days of delay because of the necessary annual recalculations of the data.

Coverage of monthly survey by economic activities

Industrial production index (IPI) covers activities classified into the following sections of the KD BiH 2010:

- *B - Mining and quarrying*
- *C - Manufacturing*
- *D - Electricity and gas supply*

In line with EU STS Regulation No, 1165/98 and 1893/2006, the following activities are excluded from the industrial production index calculation:

- *Division 36 - Water collection, treatment and supply*
- *Group 35,3 - Steam and air conditioning supply*

Agregati glavnih industrijskih grupa (GIG)

Indeksi za GIG agregate izračunavaju se na istim metodom kao i indeksi po djelatnostima, samo se proizvodi grupišu prema pretežnoj upotrebi proizvoda unutar oblasti i grane djelatnosti iz klasifikacije KD BiH 2010 (EU NACE Rev,2). Za izračunavanje indeksa za GIG agregate (EU MIGs) primjenjuju se nove definicije radi usklađivanja sa statističkim standardima EU.

- **AI - Proizvodi za međufaznu potrošnju:** oblasti i grane KD BiH 2010: 07 – 09, 10,6, 10,9, 13,1 – 13,3, 16, 17, 20,1 – 20,3, 20,5, 20,6, 22 – 24, 25,5 – 25,7, 25,9, 26,1, 26,8, 27,1 – 27,4 i 27,9
- **AE - Energija:** oblasti KD BiH 2010: 05, 06, 19 i 35 (isključujući 35,3)
- **BB - Kapitalni proizvodi:** oblasti i grane KD BiH 2010: 25,1 – 25,4, 26,2, 26,3, 26,5, 26,6, 28, 29, 30,1 – 30,4, 32,5 i 33
- **CD - Trajni proizvodi za široku potrošnju:** oblasti i grane KD BiH 2010: 26,4, 26,7, 27,5, 30,9, 31, 32,1 i 32,2

CN - Netrajni proizvodi za široku potrošnju: oblasti i grane KD BiH 2010: 10,1 – 10,5, 10,7, 10,8, 11, 12, 13,9, 14, 15, 18, 20,4, 21, 32,3, 32,4 i 32,9

Prikazivanje serija indeksa

U skladu sa preporukama Eurostata, desezoniranje i kalendarsko prilagođavanje se vrši metodom *TRAMO-SEATS* u *JDEMETRA+* okruženju na mjesečnoj seriji izvornih indeksa industrijske proizvodnje. Produžavanje serije indeksa dodavanjem novih mjesečnih zapažanja za svaki idući mjesec može, zbog karakteristika primijenjene metode, prouzrokovati ispravke već objavljenih desezoniranih i kalendarski prilagođenih indeksa za nekoliko mjeseci unazad.

Desezonirani indeksi

Pojam desezonirani indeksi podrazumijeva da su podaci prilagođeni za sezonu i kalendarske dane. U skladu s preporukama Eurostata podaci koji se upoređuju s podacima od prethodnog mjeseca (mjesečno poređenje prema terminologiji i praksi Eurostata) prezentuju se u desezoniranom obliku indeksa industrijske proizvodnje ili iz njih izračunanih stopa rasta.

Kalendarski prilagođeni indeksi

Pojam kalendarski prilagođeni indeksi podrazumijeva da su podaci prilagođeni za uticaj kalendarskih i radnih dana. U skladu s preporukama Eurostata podaci koji se upoređuju s podacima od istog perioda prethodne godine (godišnje poređenje prema terminologiji i praksi Eurostata) prezentuju se u kalendarski prilagođenom obliku indeksa industrijske proizvodnje ili iz njih izračunanih stopa rasta.

Main Industrial Grouping (MIGs) aggregates

Indices for MIG aggregates are calculated by the same method as the indices by activities save for the fact that the products are grouped according to the predominant use of the products within the division and groups of KD BiH 2010 (EU NACE Rev, 2). To calculate the index for MIG aggregates, new definitions are applied with aim of harmonization with the EU statistical standards.

- **AI - Intermediate goods:** the KD BiH 2010 divisions and groups: 07 – 09, 10,6, 10,9, 13,1 – 13,3, 16, 17, 20,1 – 20,3, 20,5, 20,6, 22 – 24, 25,5 – 25,7, 25,9, 26,1, 26,8, 27,1 – 27,4 and 27,9
- **AE - Energy:** the KD BiH 2010 divisions: 05, 06, 19 and 35 (exl, 35,3)
- **BB - Capital goods:** the KD BiH 2010 divisions and groups: 25,1 – 25,4, 26,2, 26,3, 26,5, 26,6, 28, 29, 30,1 – 30,4, 32,5 and 33
- **CD - Consumer durables:** the KD BiH 2010 divisions and groups: 26,4, 26,7, 27,5, 30,9, 31, 32,1 and 32,2
- **CN - Consumer non-durables:** the KD BiH 2010 divisions and groups: 10,1 – 10,5, 10,7, 10,8, 11, 12, 13,9, 14, 15, 18, 20,4, 21, 32,3, 32,4 and 32,9

Indices series presentation

In accordance with the Eurostat's Recommendations, seasonal adjustment and working-day adjustment has been done by using the TRAMO-SEATS method in JDEMETRA+ environment on the monthly series of original industrial production indices. Extending indices series by adding new monthly observations for each month could, because of the applied method characteristics, cause subsequent corrections of already published seasonally and working-day adjusted indices for several months backwards.

Seasonally adjusted indices

The term seasonally adjusted indices indicates that the data are adjusted for both seasonal and working-day effects. In line with the Eurostat's Recommendations, data that are compared with the data from the previous month (monthly comparison with Eurostat terminology and practices) are presented in a seasonally adjusted form of industrial production indices or their growth rates.

Working-day adjusted indices

The term working-day adjusted indices indicate that the data are adjusted only for working-day effects. In line with the Eurostat's Recommendations, data that are compared with data from the same period of the previous year (the annual comparison by Eurostat terminology and practices) are presented in a working-day adjusted form of industrial production indices or in their growth rates.

Publikuje Agencija za statistiku Bosne i Hercegovine, 71000 Sarajevo, Zelenih beretki 26
Published by the Agency for Statistics of the Bosnia and Herzegovina, 71000 Sarajevo, Zelenih beretki 26

Telefon/Phone: +387 (33) 911 911 | Telefaks/Telefax: +387 (33) 220 622
Elektronska pošta/E-mail: bhas@bhas.gov.ba | Internetska stranica/Web site: www.bhas.gov.ba

Odgovorne osobe/Responsible persons:

Velimir Jukić, pomoćnik direktorice za poslovne statistike
Velimir Jukić, Assistant Director of Business Statistics

Vesna Čužić, direktorica
Vesna Čužić, Director

Saopćenje priredili: Fahir Kanlić, Maria Ostojić, Tanja Miović i Belma Mesihović
Prepared by: Fahir Kanlic, Maria Ostojic, Tanja Miovic and Belma Mesihovic



Razmislite o očuvanju okoliša prije štampanja dokumenta.
Please consider the environment before printing this document.