



# FIRST RELEASE



You are required to specify a data source when allowed in your product or application.

YEAR VIII

SARAJEVO, 28/04/2023

NUMBER 4

## TRANSPORT

### Road cross-border traffic of freight motor vehicles and goods<sup>1</sup> Fourth 2022

The total border traffic at the entrance to Bosnia and Herzegovina in the fourth quarter of 2022 amounted to slightly more than 61.9 thousand freight motor vehicles. The number of freight motor vehicles at the entrance during the fourth quarter of 2022 is higher by 0.9% compared to the same period last year. Compared to the same quarter of the previous year, the number of domestic and foreign vehicles increased by 0.9%.

In the structure of road border traffic at the entrance, domestic freight motor vehicles participate with 62.3% and foreign freight motor vehicles with 37.7%.

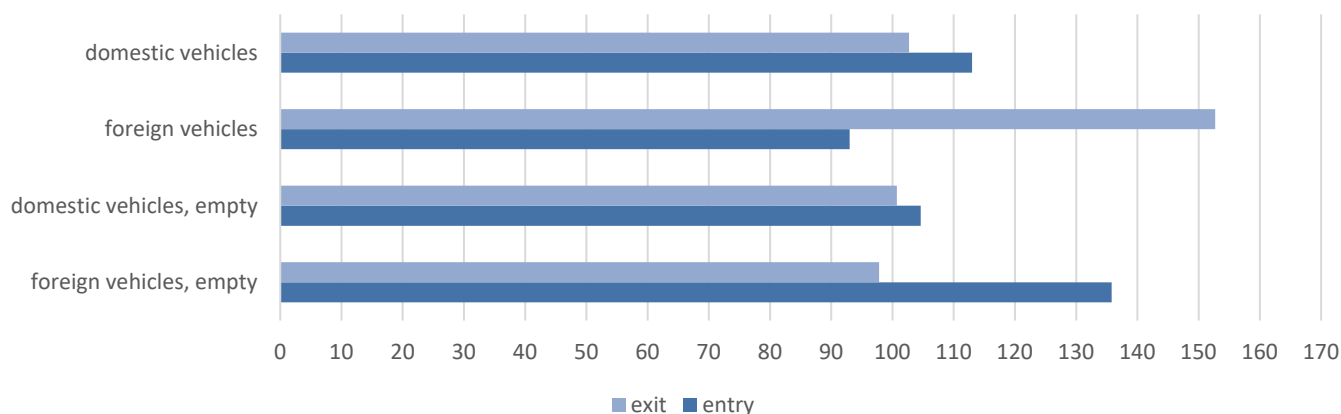
The largest number of vehicles in BiH entered through border crossings with Croatia 54.3%, followed by border crossings with Serbia 33.3% and Montenegro 12.4%.

At the exit of Bosnia and Herzegovina, number of freight motor vehicles is higher by 7.8% compared to the same period in 2021. The number of vehicles with domestic registration at the exit is higher by 1.5%, while in the same period the exit of vehicles with foreign registration is higher by 24.4%.

In road cross-border traffic, there were in total amount 1.5 million tons of goods that exit the country in the fourth quarter of 2022 that is for 17.8% higher than in the fourth quarter of the previous year.

At the exit, the largest number of trucks was registered through border crossings with Croatia 63.9%, followed by Serbia 32.9% and Montenegro 3.2%.

**Graph 1: Road cross-border traffic of freight motor vehicles, 4<sup>th</sup> quarter 2022/ 4<sup>th</sup> quarter 2021**



<sup>1</sup> Indirect Taxation Authority of BiH

Note: Due to the transition to the new electronic transit system (New Computerized Transit System NCTS), data for vehicles in transit are not included. They will be delivered later when the technical possibilities are acquired.

### T.1. Road cross- border traffic of freight motor vehicles and goods

Vehicle's registration	Entry			Exit		
	4 <sup>th</sup> quarter 2021	4 <sup>th</sup> quarter 2022	Index $\frac{\text{IV 2022}}{\text{IV 2021}}$	4 <sup>th</sup> quarter 2021	4 <sup>th</sup> quarter 2022	Index $\frac{\text{IV 2022}}{\text{IV 2021}}$
<b>Freight vehicles</b>						
<b>TOTAL</b>	61403	61942	100,9	90959	98056	107,8
domestic	38240	38570	100,9	66056	67078	101,5
foreign	23163	23372	100,9	24903	30978	124,4
Freight vehicles Import/export	9136	9718	106,4	53502	61046	114,1
domestic	6115	6907	113,0	41288	42401	102,7
foreign	3021	2811	93,0	12214	18645	152,7
Freight vehicles Transit <sup>2</sup>	6856	...	...	341	...	...
domestic	1850	...	...	266	...	...
foreign	5006	...	...	75	...	...
Empty freight vehicles	45411	52224	115,0	37116	37010	99,7
domestic	30275	31663	104,6	24502	24677	100,7
foreign	15136	20561	135,8	12614	12333	97,8
Goods, '000t	555	159	28,6	1277	1505	117,8
domestic	411	126	30,6	997	1031	103,5
foreign	144	33	23,0	280	473	169,0
In freight vehicles Import/export	155	159	102,6	1273	1505	118,2
domestic	113	126	111,5	994	1031	103,8
foreign	42	33	78,6	279	473	169,6
In freight vehicles Transit, '000t <sup>2</sup>	400	...	...	4	...	...
domestic	298	...	...	3	...	...
foreign	102	...	...	1	...	...

### T.2. Road cross-border traffic of freight motor vehicles by directions, 4<sup>th</sup> quarter 2022

Vehicle's registration	Entry			Exit		
	Loaded freight motor vehicles	Empty freight vehicles	Goods in freight vehicles, t	Loaded freight motor vehicles	Empty freight vehicles	Goods in freight vehicles, t
<b>TOTAL</b>	<b>9718</b>	<b>52224</b>	<b>158787</b>	<b>61046</b>	<b>37010</b>	<b>1504673</b>
Across Bosnia and Herzegovina- Croatia border	6780	26870	126180	42012	20671	1013981
Across Bosnia and Herzegovina- Serbia border	1933	18705	9975	17303	14952	453244
Across Bosnia and Herzegovina- Montenegro border	1005	6649	22633	1731	1387	37448

<sup>2</sup> Due to the transition to the new electronic transit system (New Computerized Transit System - NCTS), missing data for goods vehicles in transit. The data will be published later.

### T.3. Road cross- border traffic of goods in freight motor vehicles, by directions and border crossings

	Goods in freight vehicles, t			
	Entry		Exit	
	4 <sup>th</sup> quarter 2021	4 <sup>th</sup> quarter 2022	4 <sup>th</sup> quarter 2021	4 <sup>th</sup> quarter 2022
<b>Total</b>	<b>554596</b>	<b>158787</b>	<b>1277487</b>	<b>1504673</b>
<b>Across Bosnia and Herzegovina- Croatia border</b>	<b>373381</b>	<b>126180</b>	<b>932642</b>	<b>1013981</b>
Bijača	10947	1202	25501	27294
Brčko	663	4	10	5
Bosanski Brod	85384	30801	84505	110616
Gorica	64643	16644	12582	16899
Gradina	16001	531	30629	29140
Gradiška	55269	8333	89356	86726
Hukića Brdo	22146	1621	1418	2338
Izačić	11534	3745	49155	45295
Kamensko	79974	60155	101704	134293
Orašje	15720	1877	226017	244961
Šamac	11086	1251	304033	258817
Strmica	1	0	7730	7639
Doljani	0	0	0	0
Donji Svilaj	11	14	0	49957
Ivanjica	2	1	2	1
<b>Across Bosnia and Herzegovina- Serbia border</b>	<b>126010</b>	<b>9975</b>	<b>299036</b>	<b>453244</b>
Karakaj	16380	340	177982	173785
Pavlovića Most	20816	6001	25082	183712
Rača	39281	2002	56310	69481
Uvac	896	6	11258	9302
Vardište	48637	1624	28404	16962
Bratunac – Novi Most	0	2	0	2
<b>Across Bosnia and Herzegovina- Montenegro border</b>	<b>55205</b>	<b>22633</b>	<b>45809</b>	<b>37448</b>
Deluša	31946	18531	35729	32203
Hum	28	24	29	16
Klobuk	21805	4066	9090	4531
Metaljka	1426	12	961	698

**T.4. Road cross – border traffic of freight motor vehicles, by directions and border crossings at the entrance to BiH**

	4 <sup>th</sup> quarter 2021		4 <sup>th</sup> quarter 2022	
	Loaded freight vehicles	Empty freight vehicles	Loaded freight vehicles	Empty freight vehicles
<b>Total</b>	<b>15992</b>	<b>45411</b>	<b>9718</b>	<b>52224</b>
<b>Across Bosnia and Herzegovina- Croatia border</b>	<b>10460</b>	<b>24385</b>	<b>6780</b>	<b>26870</b>
Bijača	370	1379	220	1351
Brčko	277	0	17	0
Bosanski Brod	2274	0	1316	1
Gorica	868	73	696	22
Gradina	543	939	128	1285
Gradiška	2235	4	1160	59
Hukića Brdo	491	872	91	488
Izačić	333	1035	203	823
Kamensko	2154	2852	2619	3363
Orašje	532	8314	172	9402
Šamac	367	8309	96	4969
Strmica	8	473	4	425
Doljani	0	0	0	0
Donji Svilaj	2	0	49	4564
Ivanjica	6	132	9	104
Osoje	0	3	0	14
<b>Across Bosnia and Herzegovina- Serbia border</b>	<b>3984</b>	<b>13601</b>	<b>1933</b>	<b>18705</b>
Karakaj	630	6116	179	6194
Pavlovića Most	784	4429	494	10547
Rača	1553	849	1008	709
Uvac	124	8	36	143
Vardište	893	0	209	275
Bratunac	0	1033	0	0
Bratunac- Novi Most	0	470	7	742
Skelani	0	696	0	95
<b>Across Bosnia and Herzegovina- Montenegro border</b>	<b>1548</b>	<b>7425</b>	<b>1005</b>	<b>6649</b>
Deluša	1042	5584	740	4762
Hum	63	113	58	143
Klobuk	388	1560	198	1535
Metaljka	55	168	9	209

**T.5.Road cross – border traffic of freight motor vehicles, by directions and border crossings at the exit to BiH**

	4 <sup>th</sup> quarter 2021		4 <sup>th</sup> quarter 2022	
	Loaded freight vehicles	Empty freight vehicles	Loaded freight vehicles	Empty freight vehicles
<b>Total</b>	<b>53843</b>	<b>37116</b>	<b>61046</b>	<b>37010</b>
<b>Across Bosnia and Herzegovina- Croatia border</b>	<b>38750</b>	<b>18756</b>	<b>42012</b>	<b>20671</b>
Bijača	1152	8952	1256	11129
Brčko	12	0	17	0
Bosanski Brod	3712	0	4774	2
Gorica	581	151	783	28
Gradina	1326	1029	1317	1009
Gradiška	3981	254	4116	441
Hukića Brdo	213	412	231	446
Izačić	2448	2364	2048	2246
Kamensko	4135	0	5389	0
Orašje	8828	3478	9558	2560
Šamac	12025	2021	10136	577
Strmica	328	73	345	63
Ivanjica	6	22	13	11
Osoje	0	0	0	13
Donji Svilaj	3	0	2029	2146
<b>Across Bosnia and Herzegovina- Serbia border</b>	<b>13012</b>	<b>17070</b>	<b>17303</b>	<b>14952</b>
Karakaj	7488	6043	7147	5959
Pavlovića Most	1155	4342	6028	3338
Rača	2645	5423	2911	4487
Uvac	498	12	404	34
Vardište	1226	0	805	674
Bratunac	0	397	0	0
Bratunac- Novi Most	0	173	8	406
Skelani	0	680	0	54
<b>Across Bosnia and Herzegovina- Montenegro border</b>	<b>2081</b>	<b>1290</b>	<b>1731</b>	<b>1387</b>
Deluša	1546	754	1403	978
Hum	73	22	51	37
Klobuk	416	497	242	360
Metaljka	46	17	35	12

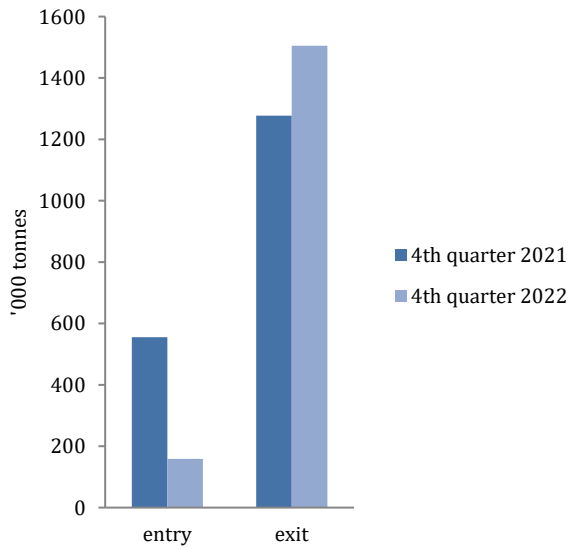
**T.6. Road cross-border traffic of goods in freight motor vehicles (entry), by country of registration**

Country of registration	4 <sup>th</sup> quarter 2021		4 <sup>th</sup> quarter 2022	
	Number of loaded vehicles	Tonnes of goods	Number of loaded vehicles	Tonnes of goods
<b>Total</b>	<b>15992</b>	<b>554596</b>	<b>9718</b>	<b>158787</b>
Bosnia and Herzegovina	7965	410497	6907	125653
Foreign countries	8027	144099	2811	33134
Albania	18	290	1	0
Andorra	19	33	12	37
Austria	248	1562	15	6
Bahrain	3	55	0	0
Belgium	15	26	0	0
Belarus	28	44	0	0
Bulgaria	136	2100	8	82
Montenegro	716	20774	497	12200
Czech Republic	53	402	7	1
Denmark	13	22	0	0
Finland	3	5	0	0
France	68	160	2	0
Greece	2	9	0	0
Netherlands	161	673	0	0
Croatia	1405	30495	753	9319
Iran	65	1436	46	1010
Italy	63	310	10	9
Lithuania	4	5	0	0
Luxembourg	5	8	0	0
Hungary	101	721	23	38
North Macedonia	557	12662	222	5451
Moldova	5	44	0	0
Norway	18	57	0	0
Germany	584	3151	28	27
Poland	164	1805	20	334
Romania	45	545	2	0
Russia Federation	27	550	0	0
USA	6	12	0	0
Slovakia	29	360	1	0
Slovenia	854	18208	181	2680
Serbia	1492	24147	919	1179
Spain	4	7	0	0
Sweden	79	213	0	0
Switzerland	378	1268	0	0
Turkey	370	16277	44	584
Ukraine	58	1391	1	1
United Kingdom	1	4	2	3
Other countries	230	4268	17	170

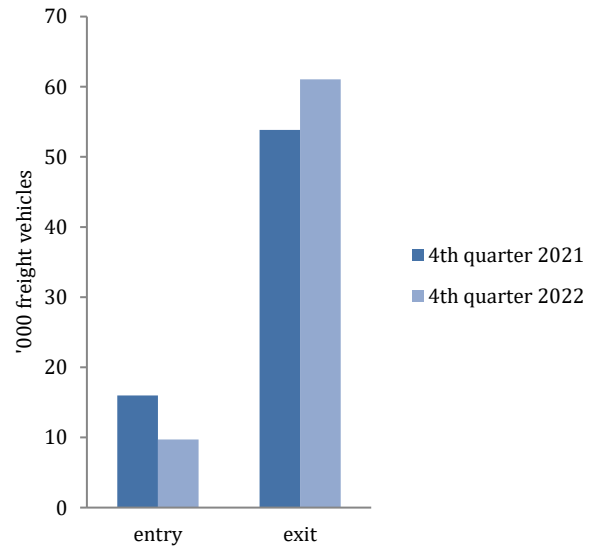
**T.7. Road cross-border traffic of goods in freight motor vehicles (exit), by country of registration**

Country of registration	4 <sup>th</sup> quarter 2021		4 <sup>th</sup> quarter 2022	
	Number of loaded vehicles	Tonnes of goods	Number of loaded vehicles	Tonnes of goods
<b>Total</b>	<b>53843</b>	<b>1277487</b>	<b>61046</b>	<b>1504674</b>
Bosnia and Herzegovina	41554	997433	42401	1031461
Foreign countries	12289	280054	18645	473212
Albania	37	891	32	778
Andorra	18	75	11	26
Austria	13	22	29	432
Bahrain	4	50	6	166
Belgium	1	26	0	0
Belarus	3	62	0	0
Bulgaria	91	2284	115	2772
Montenegro	1152	27419	872	20067
Czech Republic	4	1	9	34
Denmark	0	0	0	0
France	0	0	2	17
Greece	0	0	0	0
Netherlands	0	0	1	0
Croatia	3932	90578	5074	117192
Iran	3	43	4	85
Italy	8	12	14	50
Lithuania	17	419	23	567
Luxembourg	0	0	0	0
Hungary	8	27	12	25
North Macedonia	157	3686	84	2017
Moldova	0	0	5	106
Norway	0	0	0	0
Germany	63	129	69	389
Poland	118	2656	113	2625
Romania	14	50	3	0
Russia Federation	0	0	0	0
USA	2	6	0	0
Slovakia	19	369	3	50
Slovenia	600	12607	546	11141
Serbia	5814	134190	11424	310549
Spain	4	54	1	26
Sweden	2	3	0	0
Switzerland	5	9	0	0
Turkey	14	168	3	47
Ukraine	1	20	4	88
United Kingdom	0	0	2	3
Other countries	185	4198	184	3961

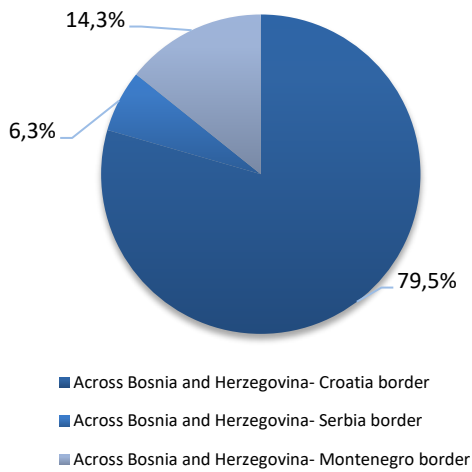
**Graph 2: Road cross-border traffic of freight, entry and exit**



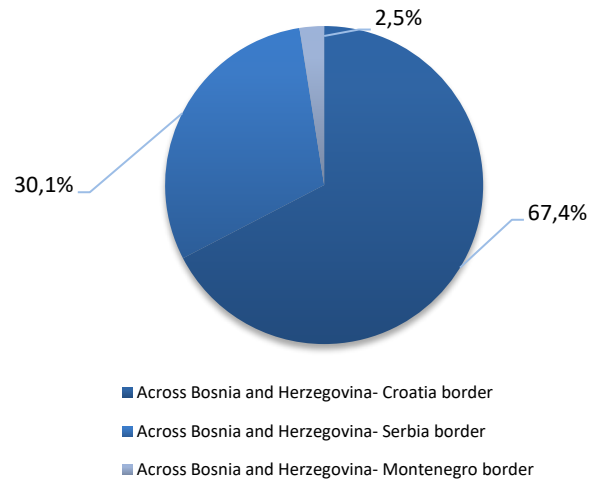
**Graph 3: Road cross-border traffic of loaded freight motor vehicles, entry and exit**



**Graph 4: Cross- border traffic of freight at the entrance to BiH**



**Graph 5. Cross- border traffic of freight at the exit to BiH**





## NOTES OF METODOLOGY

### Source and methods of data collection

The purpose of the research is to gather information on the work of transfer companies and gather information on the temporary import, temporary export, transit, the number of vehicles at the exit international road transport at the door, international road transport at the exit. Data on cross-border traffic of freight motor vehicles cover all border crossings where there are customs offices. Data for cross-border traffic of freight vehicles and goods Agency for Statistics of BiH has taken from the Indirect Taxation Authority BiH. Data includes all freight road vehicles and goods crossing the border and entering or exiting the Bosnia and Herzegovina. Freight motor vehicles are grouped according to a country of registration and monitored according to the directions of movement and border crossings.

### DEFINITION

Border crossing is a place intended for crossing the state border. Border crossings are international, interstate or local ones. They may be road, railway, air, maritime crossings or crossings on inland waterways.

Border crossings for the international traffic are intended for a cross-border traffic of citizens of the Bosnia and Herzegovina and citizens of other countries.

Border crossings for the local traffic are intended for a cross-border traffic of citizens from a certain area of the Bosnia and Herzegovina and a certain area of the neighbouring country according to the international agreement

Goods in entry are goods that entered the customs territory of the Bosnia and Herzegovina, while goods in exit are goods that exited from the customs territory of the Bosnia and Herzegovina.

Freight vehicle is a motor vehicle used for the transport of goods, which is recorded by the Customs Authority in the entry to the customs territory of the Bosnia and Herzegovina or in the exit from the customs territory of Bosnia and Herzegovina

Transit means the transport of goods from the customs territory of one part to another office in the same territory, in accordance with the conditions provided for by national laws and regulations of that country

### ABBREVIATIONS

t                      tonne  
'000 t                '000 tonnes

### STATISTICAL SIGNS

...                    data are not available

Published by the Agency for Statistics of the Bosnia and Herzegovina, 71000 Sarajevo, Zelenih beretki 26

Phone: +387 (33) 911 911 | Telefax: +387 (33) 220 622

E-mail: [bhas@bhas.gov.ba](mailto:bhas@bhas.gov.ba) | Web site: [www.bhas.gov.ba](http://www.bhas.gov.ba)

Responsible persons:

Alen Bajramović, Head of Department for Services Statistics

Vesna Čužić, Director

Prepared by: Emina Mehanović



Please consider the environment before printing this document.