



FIRST RELEASE



You are required to specify a data source when allowed in your product or application.

YEAR IX

SARAJEVO, 29/12/2023

NUMBER 3

TRANSPORT

Road cross-border traffic of freight motor vehicles and goods¹ Third quarter 2023

The total border traffic at the entrance to Bosnia and Herzegovina in the third quarter of 2023 amounted to slightly more than 67.6 thousand freight motor vehicles. The number of freight motor vehicles at the entrance during the third quarter of 2023 is higher by 2.5% compared to the same period last year. Domestic vehicles increased by 4.0%, while foreign vehicles increased by 0.5%.

In the structure of road border traffic at the entrance, domestic freight motor vehicles participate with 58.9% and foreign freight motor vehicles with 41.1%.

The largest number of vehicles in BiH entered through border crossings with Croatia 59.2%, followed by border crossings with Serbia 26.2% and Montenegro 14.6%.

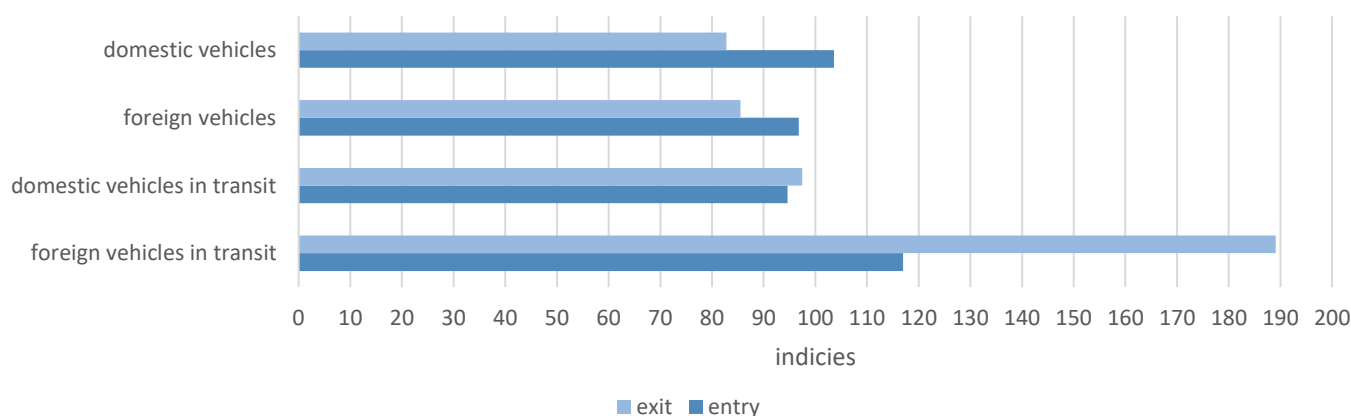
In the third quarter of 2023 year 782 317 tons of goods entered, which is 8.9% more than in the third quarter of the previous year.

On the exit number of freight motor vehicles from Bosnia and Herzegovina is higher by 3.3% compared to the same period in 2022. The number of vehicles with domestic registration at the exit is lower by 3.8%, while in the same period the exit of vehicles with foreign registration is lower by 2.9%.

In road cross-border traffic there were in total amount 1.48 million tons of goods that exit the country in the third quarter of 2023 which is for 1.0% lower than in the third quarter of the previous year.

At the exit, the largest number of trucks was registered through border crossings with Croatia 63.8%, followed by Serbia 32.9% and Montenegro 3.3%.

Graph 1: Road cross-border traffic of freight motor vehicles, 3rd quarter 2023/ 3rd quarter 2022



¹ Indirect Taxation Authority of BiH

T.1. Road cross- border traffic of freight motor vehicles and goods

Vehicle's registration	Entry			Exit		
	3 rd quarter 2022	3 rd quarter 2023	Index <u>III 2023</u> <u>III 2022</u>	3 rd quarter 2022	3 rd quarter 2023	Index <u>III 2023</u> <u>III 2022</u>
Freight vehicles	66001	67673	102,5	102693	103846	101,1
TOTAL						
domestic	38320	39865	104,0	70681	73045	103,3
foreign	27681	27808	100,5	32012	30801	96,2
Freight vehicles Import/export	11414	11554	101,2	61697	59930	97,1
domestic	7495	7762	103,6	42769	43752	102,3
foreign	3919	3792	96,8	18928	16178	85,5
Freight vehicles Transit	6806	7592	111,5	298	341	114,4
domestic	1654	1564	94,6	243	237	97,5
foreign	5152	6028	117,0	55	104	189,1
Empty freight vehicles	47781	48527	101,6	40698	43575	107,1
domestic	29171	30539	104,7	27669	29056	105,0
foreign	18610	17988	96,7	13029	14519	111,4
Goods, '000t	718	782	108,9	1501	1486	99,0
domestic	490	525	107,2	1042	1066	102,3
foreign	229	258	112,6	460	420	91,3
In freight vehicles Import/export	189	191	100,7	1499	1483	98,9
domestic	142	145	102,3	1040	1064	102,4
foreign	48	46	96,0	459	419	91,2
In freight vehicles Transit, '000t	529	592	111,8	3	3	107,9
domestic	348	380	109,1	2	2	96,8
foreign	181	212	117,0	1	1	146,2

T.2. Road cross-border traffic of freight motor vehicles by directions, 3rd quarter 2023

Vehicle's registration	Entry			Exit		
	Loaded freight motor vehicles	Empty freight vehicles	Goods in freight vehicles, t	Loaded freight motor vehicles	Empty freight vehicles	Goods in freight vehicles, t
TOTAL	19146	48527	782317	60271	43575	1485924
Across Bosnia and Herzegovina- Croatia border	13212	26846	535087	42767	23504	1013840
Across Bosnia and Herzegovina- Serbia border	3467	14249	160953	15621	18500	433785
Across Bosnia and Herzegovina- Montenegro border	2467	7432	86277	1883	1571	38299

T.3. Road cross- border traffic of goods in freight motor vehicles, by directions and border crossings

	Goods in freight vehicles, t			
	Entry		Exit	
	3 rd quarter 2022	3 rd quarter 2023	3 rd quarter 2022	3 rd quarter 2023
Total	718374	782317	1501456	1485924
Across Bosnia and Herzegovina- Croatia border	489291	535087	1001934	1013840
Bijača	38820	25826	27533	18439
Brčko	1476	810	6	6
Bosanski Brod	91242	96589	118415	119274
Gorica	96600	110480	16221	12364
Gradina	24456	30795	32114	50100
Gradiška	63557	80228	101457	151696
Hukića Brdo	20767	27412	1857	944
Izačić	17897	17339	18536	37141
Kamensko	102718	101512	122656	61045
Orašje	16543	20876	241487	205779
Šamac	12775	12817	281672	234796
Strmica	14	3	3652	12940
Doljani	0	0	0	0
Donji Svilaj	2424	10402	36326	109315
Ivanjica	2	0	2	2
Across Bosnia and Herzegovina- Serbia border	150571	160953	468273	433785
Karakaj	18085	22978	173576	112234
Pavlovića Most	31055	39220	184670	211262
Rača	47171	35109	71758	60766
Uvac	1255	1339	13691	8310
Vardište	53003	62275	24575	41204
Bratunac – Novi Most	4	32	4	9
Across Bosnia and Herzegovina- Montenegro border	78512	86277	31249	38299
Deluša	56564	63182	27116	34436
Hum	78	183	58	41
Klobuk	20683	22439	3375	2923
Metaljka	1187	473	701	899

T.4. Road cross – border traffic of freight motor vehicles, by directions and border crossings at the entrance to BiH

	3 rd quarter 2022		3 rd quarter 2023	
	Loaded freight vehicles	Empty freight vehicles	Loaded freight vehicles	Empty freight vehicles
Total	18220	47781	19146	48527
Across Bosnia and Herzegovina- Croatia border	12444	25803	13212	26846
Bijača	610	1281	744	1378
Brčko	284	0	362	0
Bosanski Brod	2074	0	2089	0
Gorica	1493	38	1591	18
Gradina	557	1234	679	1435
Gradiška	2145	144	2031	2664
Hukića Brdo	490	519	494	657
Izačić	420	755	478	708
Kamensko	3168	2953	3224	2668
Orašje	606	8105	787	6845
Šamac	368	6146	375	5132
Strmica	20	235	16	433
Doljani	0	0	0	0
Donji Svilaj	193	4291	337	4796
Ivanjica	16	102	5	89
Osoje	0	0	0	23
Across Bosnia and Herzegovina- Serbia border	3805	15766	3467	14249
Karakaj	576	5975	600	3596
Pavlovića Most	825	8548	562	7954
Rača	1465	588	1380	528
Uvac	160	25	192	727
Vardište	766	0	701	657
Bratunac	0	0	0	0
Bratunac- Novi Most	13	616	32	661
Skelani	0	14	0	126
Across Bosnia and Herzegovina- Montenegro border	1971	6212	2467	7432
Deluša	1507	4040	1888	4678
Hum	88	179	75	177
Klobuk	340	1832	460	2304
Metaljka	36	161	44	273

T.5.Road cross – border traffic of freight motor vehicles, by directions and border crossings at the exit to BiH

	3 rd quarter 2022		3 rd quarter 2023	
	Loaded freight vehicles	Empty freight vehicles	Loaded freight vehicles	Empty freight vehicles
Total	61995	40698	60271	43575
Across Bosnia and Herzegovina- Croatia border	41668	23295	42767	23504
Bijača	1289	10524	1042	12356
Brčko	17	0	18	0
Bosanski Brod	5115	0	5192	0
Gorica	809	38	692	31
Gradina	1375	859	2173	973
Gradiška	4713	752	6726	993
Hukića Brdo	262	411	186	951
Izačić	955	3321	1708	2939
Kamensko	4985	0	2753	0
Orašje	9413	3076	8020	2861
Šamac	11019	668	9166	1191
Strmica	189	87	574	59
Ivanjica	16	20	5	19
Osoje	0	0	0	93
Donji Svilaj	1511	3539	4512	1038
Across Bosnia and Herzegovina- Serbia border	18743	15635	15621	18500
Karakaj	7174	6303	4822	6982
Pavlovića Most	6641	4136	5895	5344
Rača	3145	4809	2760	5254
Uvac	575	10	370	78
Vardište	1196	0	1746	217
Bratunac	0	0	0	1
Bratunac- Novi Most	12	369	28	502
Skelani	0	8	0	122
Across Bosnia and Herzegovina- Montenegro border	1584	1768	1883	1571
Deluša	1217	1150	1534	1237
Hum	93	134	84	23
Klobuk	228	469	204	295
Metaljka	46	15	61	16

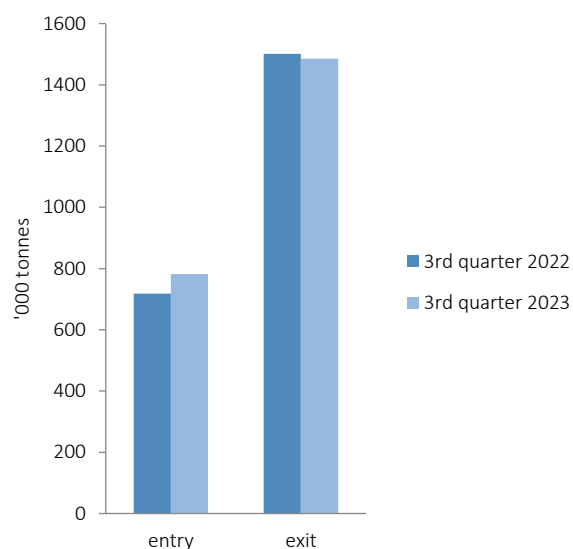
T.6. Road cross-border traffic of goods in freight motor vehicles (entry), by country of registration

Country of registration	3 rd quarter 2022		3 rd quarter 2023	
	Number of loaded vehicles	Tonnes of goods	Number of loaded vehicles	Tonnes of goods
Total	18220	718374	19146	782317
Bosnia and Herzegovina	9149	489549	9326	524634
Foreign countries	9071	228825	9820	257684
Albania	59	1956	88	1980
Andorra	29	36	23	57
Austria	248	5147	352	3319
Bahrain	4	28	1	27
Belgium	36	184	52	186
Belarus	4	48	2	22
Bulgaria	108	1958	126	4420
Montenegro	1424	68984	1815	79452
Czech Republic	61	808	61	522
Denmark	34	135	32	94
Finland	3	4	27	88
France	86	417	102	294
Greece	7	86	6	36
Netherlands	142	636	202	955
Croatia	1577	34160	1636	41030
Iran	17	349	13	279
Italy	80	684	93	427
Lithuania	14	246	7	115
Luxembourg	6	227	14	21
Hungary	138	932	180	1243
North Macedonia	385	9064	175	4576
Moldova	5	113	6	123
Norway	39	197	133	436
Germany	569	4841	683	6604
Poland	168	1950	125	1115
Romania	38	1491	56	482
Russia Federation	0	0	0	0
USA	26	75	23	39
Slovakia	16	169	25	207
Slovenia	816	22308	862	36722
Serbia	1940	49912	1876	54168
Spain	0	0	6	3
Sweden	94	617	190	539
Switzerland	327	979	481	1987
Turkey	286	14593	253	15365
Ukraine	52	1442	24	427
United Kingdom	5	67	4	8
Other countries	228	3981	66	315

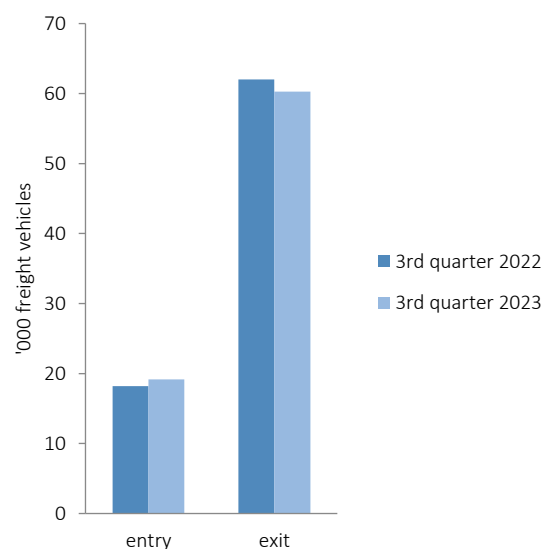
T.7. Road cross-border traffic of goods in freight motor vehicles (exit), by country of registration

Country of registration	3 rd quarter 2022		3 rd quarter 2023	
	Number of loaded vehicles	Tonnes of goods	Number of loaded vehicles	Tonnes of goods
Total	61995	1501456	60271	1485924
Bosnia and Herzegovina	43012	1041884	43989	1066362
Foreign countries	18983	459572	16282	419562
Albania	42	976	17	391
Andorra	30	49	19	3
Austria	16	43	43	564
Bahrain	12	137	2	43
Belgium	2	0	2	1
Belarus	0	0	0	0
Bulgaria	91	1834	136	2675
Montenegro	817	18844	928	20743
Czech Republic	6	50	14	231
Denmark	0	0	0	0
Finland	1	1	0	0
France	1	1	2	3
Greece	5	12	2	0
Netherlands	4	56	9	71
Croatia	4550	102636	5021	113821
Iran	8	156	10	219
Italy	12	38	11	22
Lithuania	16	394	18	443
Luxembourg	0	0	0	0
Hungary	45	133	16	80
North Macedonia	98	2365	85	1923
Moldova	14	295	0	0
Norway	0	0	0	0
Germany	74	96	87	226
Poland	115	2842	152	3722
Romania	4	44	19	30
Russia Federation	3	62	0	0
USA	1	3	2	2
Slovakia	3	22	0	0
Slovenia	563	11876	681	14311
Serbia	12291	313670	8740	255082
Spain	0	0	5	28
Sweden	2	5	5	7
Switzerland	3	3	4	1
Turkey	15	64	15	43
Ukraine	8	157	1	24
United Kingdom	3	1	0	0
Other countries	128	2708	236	4855

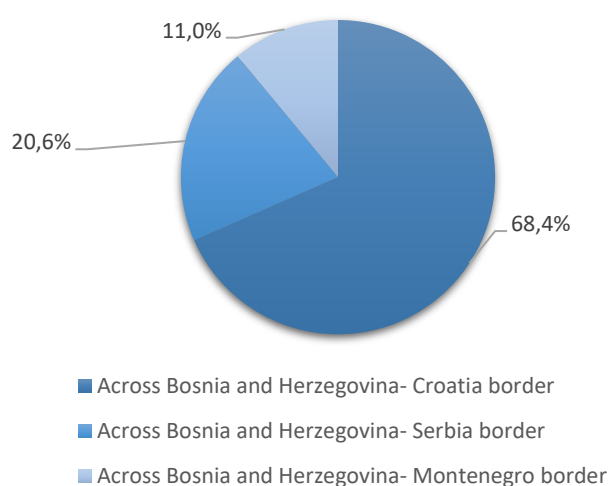
Graph 2: Road cross-border traffic of freight, entry and exit



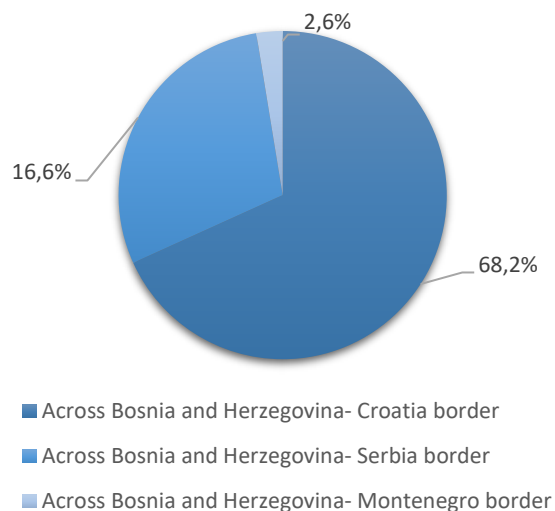
Graph 3: Road cross-border traffic of loaded freight motor vehicles, entry and exit



Graph 4: Cross- border traffic of freight at the entrance to BiH



Graph 5. Cross- border traffic of freight at the exit to BiH



NOTES OF METODOLOGY

Source and methods of data collection

The purpose of the research is to gather information on the work of transfer companies and gather information on the temporary import, temporary export, transit, the number of vehicles at the exit international road transport at the door, international road transport at the exit. Data on cross-border traffic of freight motor vehicles cover all border crossings where there are customs offices. Data for cross-border traffic of freight vehicles and goods Agency for Statistics of BiH has taken from the Indirect Taxation Authority BiH. Data includes all freight road vehicles and goods crossing the border and entering or exiting the Bosnia and Herzegovina. Freight motor vehicles are grouped according to a country of registration and monitored according to the directions of movement and border crossings.

DEFINITION

Border crossing is a place intended for crossing the state border. Border crossings are international, interstate or local ones. They may be road, railway, air, maritime crossings or crossings on inland waterways.

Border crossings for the international traffic are intended for a cross-border traffic of citizens of the Bosnia and Herzegovina and citizens of other countries.

Border crossings for the local traffic are intended for a cross-border traffic of citizens from a certain area of the Bosnia and Herzegovina and a certain area of the neighbouring country according to the international agreement

Goods in entry are goods that entered the customs territory of the Bosnia and Herzegovina, while goods in exit are goods that exited from the customs territory of the Bosnia and Herzegovina.

Freight vehicle is a motor vehicle used for the transport of goods, which is recorded by the Customs Authority in the entry to the customs territory of the Bosnia and Herzegovina or in the exit from the customs territory of Bosnia and Herzegovina

Transit means the transport of goods from the customs territory of one part to another office in the same territory, in accordance with the conditions provided for by national laws and regulations of that country

ABBREVIATIONS

t	tonne
'000 t	'000 tonnes

Published by the Agency for Statistics of the Bosnia and Herzegovina, 71000 Sarajevo, Zelenih beretki 26

Phone: +387 (33) 911 911 | Telefax: +387 (33) 220 622

E-mail: bhas@bhas.gov.ba | Web site: www.bhas.gov.ba

Responsible persons:

Alen Bajramović, Head of Department for Services Statistics

Vesna Čužić, Director

Prepared by: Emina Mehanović



Please consider the environment before printing this document.