



FIRST RELEASE



You are required to specify a data source when allowed in your product or application.

YEAR XIII

SARAJEVO, 31/05/2023

NUMBER 1

TRANSPORT

Air transport, 2022¹

In the 2022 total of aircraft movements recorded was 24 009 which is 39.0% more than the previous year.

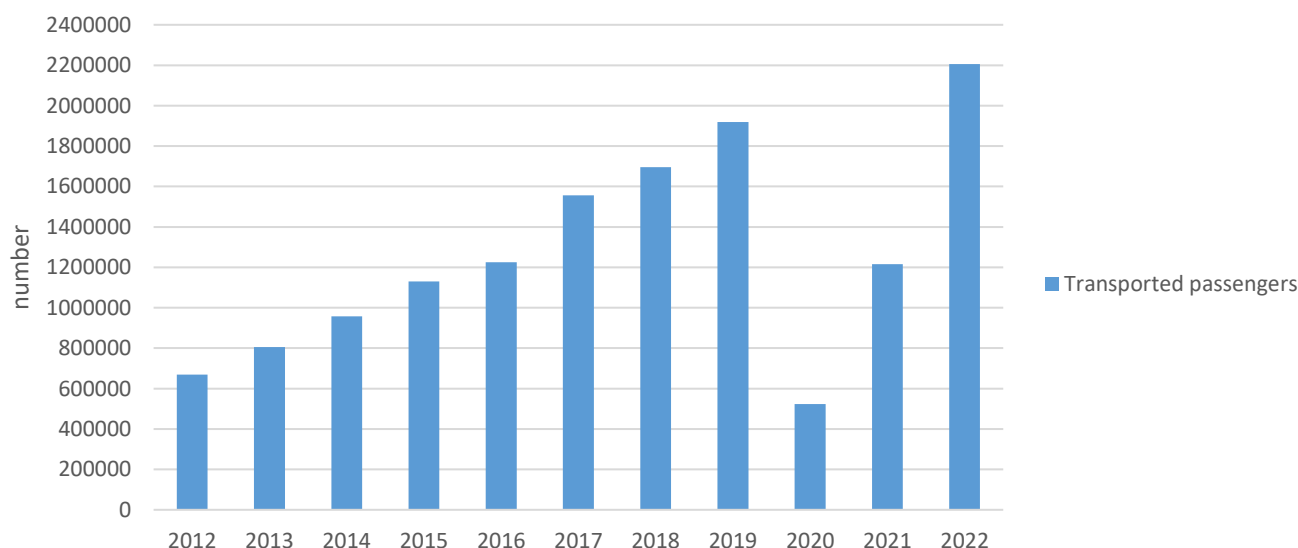
Number of transported passengers in the 2022 increased by 81.5% compared to 2021.

The significant increase in certain indicators in air passenger transport in 2022, compared to the previous year was caused by the pronounced impact of the COVID-19 pandemic during 2021.

The transportation of goods by air decreased, and the volume of transported goods decreased by 4.3% compared to the previous year.

The amount of transported mail in 2022 year showed an increase. Compared with the 2021 the quantity of transported mail volume increased by 33.3%.

G.1. Number of transported passengers



¹ Data source : Directorate of Civil Aviation of Bosnia and Herzegovina (BHDCA)

T.1. Traffic in air transport

	2020	2021	2022	Indices	
				<u>2021</u> 2020	<u>2022</u> 2021
Number of aircraft movements-total	9771	17278	24009	176,8	139,0
Transported passengers	523839	1215009	2204995	231,9	181,5
Embarked	263935	594313	1091962	225,2	183,7
Disembarked	259904	620696	1113033	238,8	179,3
Freight transported, t	2413	2107	2016	87,3	95,7
Loaded	887	464	436	52,3	94,0
Unloaded	1526	1643	1580	107,7	96,2
Mail transported, t	182	177	236	97,3	133,3
Loaded	40	51	54	127,5	105,9
Unloaded	142	126	182	88,7	144,4

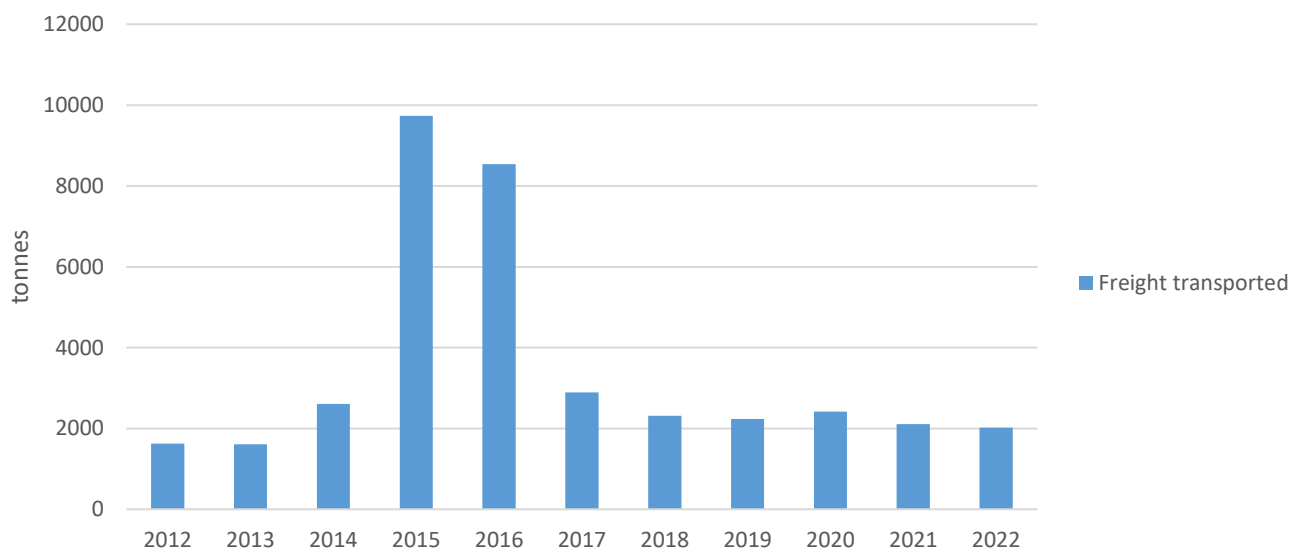
T.2. Number of transported passengers by airports

	2020	2021	2022	Indices	
				<u>2021</u> 2020	<u>2022</u> 2021
Total	523839	1215009	2204995	231,9	181,5
Airport Sarajevo	249642	767134	1377348	307,3	179,5
Airport Mostar	1394	1942	10732	139,3	552,6
Airport Tuzla	228899	306047	473927	133,7	154,9
Airport Banja Luka	43904	139886	342988	318,6	245,2

T.3. Traffic of freight on airports, tonne

	2020	2021	2022	Indices	
				<u>2021</u> 2020	<u>2022</u> 2021
Total	2413	2107	2016	87,3	95,7
Airport Sarajevo	2278	2068	2014	90,8	97,4
Airport Mostar	0	0	0	-	-
Airport Tuzla	20	37	2	185,0	5,4
Airport Banja Luka	115	2	0	1,7	0

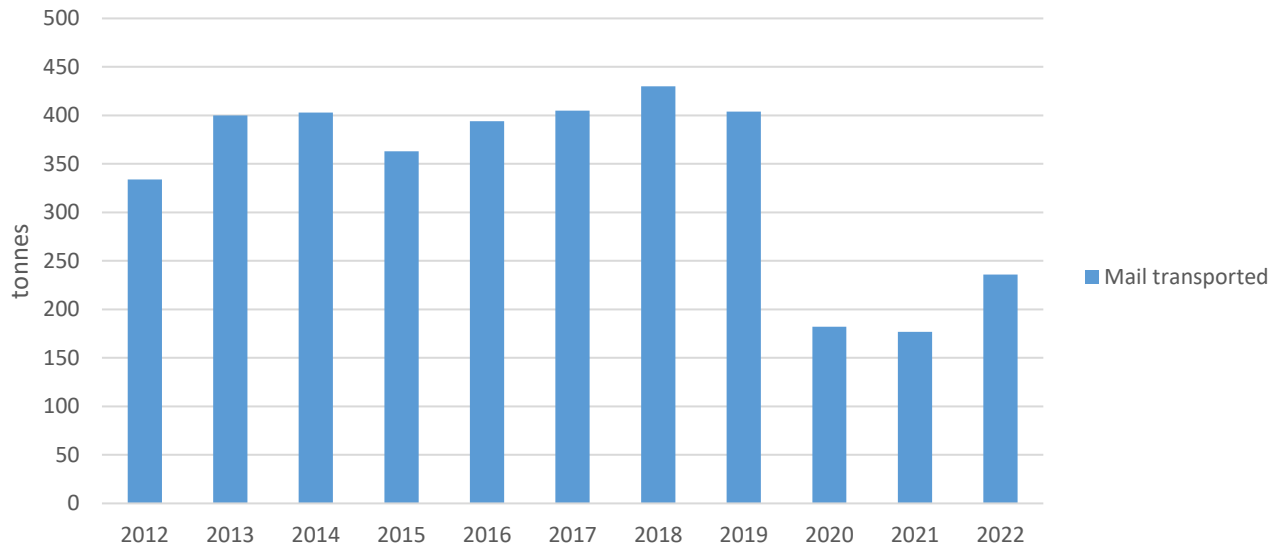
G.2. Freight transported, tonne



T.4. Traffic of mails on airports, tonne

	2020	2021	2022	Indices	
				$\frac{2021}{2020}$	$\frac{2022}{2021}$
Total	182	177	236	97,3	133,3
Airport Sarajevo	182	177	236	97,3	133,3
Airport Mostar	0	0	0	-	-
Airport Tuzla	0	0	0	-	-
Airport Banja Luka	0	0	0	-	-

G.3. Mail transported, tonne



T.5. Traffic to flights on airports

	Total	Airport Sarajevo	Airport Mostar	Airport Tuzla	Airport Banja Luka
Aircraft movements	24009	15451	418	4148	3992
Commercial air transport	20835	14023	350	3740	2722
International scheduled and non-scheduled	20804	14023	334	3725	2722
Domestic scheduled and non-scheduled	31	0	16	15	0
All other movements	3174	1428	68	408	1270

NOTES OF METHODOLOGY

Source and methods of data collection

Agency for statistics of Bosnia and Hercegovina are taken data on aircraft movements, number of passengers, freight and mail transported or airports in BiH from Directorate of civil aviation of BiH (BHDCA). Directorate of civil aviation of BiH (BHDCA) processed data in accordance with International Civil Aviation Organization (ICAO) standards.

All data on number of passengers, freight and mail are related to international air transport. Bosnia and Hercegovina has no domestic air transport.

DEFINITION

Airport

A defined area of land or water (including any buildings, installations and equipment) intended to be used either wholly or in part for the arrival, departure and surface movement of aircraft and open for commercial air transport operations.

Aircraft

Any machine that can derive support in the atmosphere from the reactions of the air other than the reactions of air against the earth's surface.

Aircraft movement

An aircraft take-off or landing at an airport.

For airport traffic purposes one arrival and one departure is counted as two movements. Included are all commercial aircraft movements and non-commercial general aviation operations. Excluded are State flights, touch and goes, overshoots and unsuccessful approaches.

Air transport

Any movement of goods and/or passengers on an aircraft movement.

Commercial air transport

Any movement of goods and/or passengers on a commercial aircraft movement.

National air transport

Air transport on a domestic flight.

International air transport

Air transport on an international flight.

On flight origin and destination (OFOD)

Traffic on a commercial air service identified by a unique flight number subdivided by airport pairs in accordance with point of embarkation and point of disembarkation on that flight.

Air passengers carried

All passengers on a particular flight (with one flight number) counted once only and not repeatedly on each individual stage of that flight.

All revenue and non-revenue passengers whose journey begins or terminates at the reporting airport and transfer passengers joining or leaving the flight at the reporting airport. Excludes direct transit passengers.

Freight

Any property carried on an aircraft other than mail, stores and baggage. For statistical purposes, freight includes express freight and parcels and diplomatic bags but not passenger baggage. All trucking operations using an air waybill should be excluded.

Mail

Dispatches of correspondence and other objects carried on an aircraft, which have been dispatched by and intended for delivery to postal administrations.

Express freight and express parcel shipments are excluded.

Published by the Agency for Statistics of the Bosnia and Herzegovina, 71000 Sarajevo, Zelenih beretki 26

**Phone: +387 (33) 911 911 | Telefax: +387 (33) 220 622
E-mail: bhas@bhas.gov.ba | Web site: www.bhas.gov.ba**

Responsible persons:

**Alen Bajramović, Head of Department for Services Statistics
Vesna Čužić, Director**

Prepared by: Emina Mehanović



Please consider the environment before printing this document.