



# FIRST RELEASE



You are required to specify a data source when allowed in your product or application.

YEAR XIV

SARAJEVO, 30/06/2023

NUMBER 1

## TRANSPORT

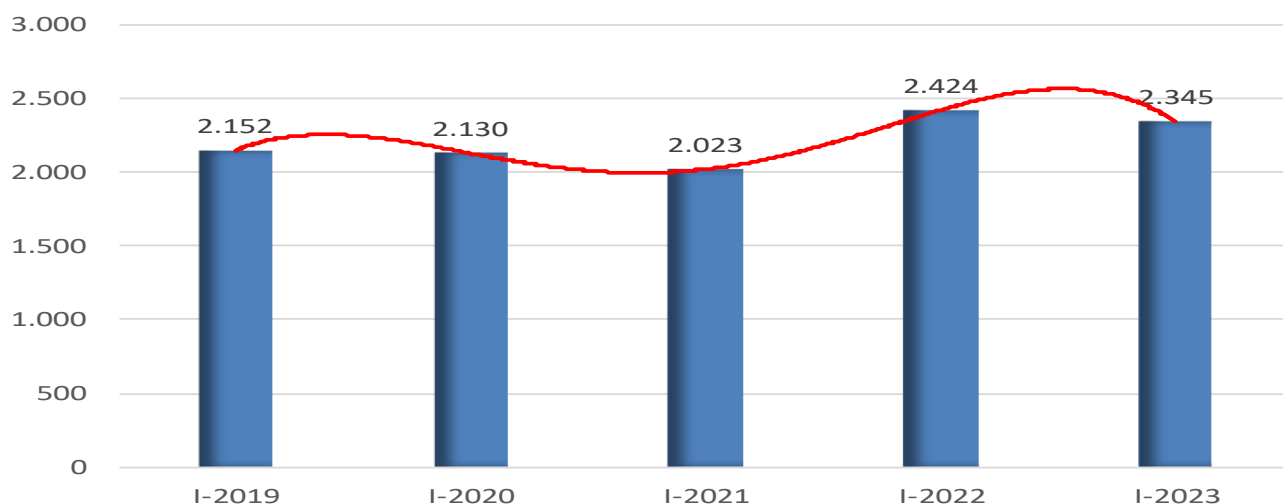
### Road transport 1<sup>st</sup> quarter 2023

In the road transport of goods in the first quarter of 2023, the number of kilometres covered by vehicles is lower by 5.0%, compared to the first quarter of the previous year. The volume of transported goods are lower by 3.3%, while achieved tonne -kilometres are decreased by 1.9%.

In the road transport of passengers the vehicle kilometres that are covered shows an increase by 2.5%, while the number of transported passengers are lower by 9.8% compared to the first quarter of the previous year. Achieved passenger kilometres are increased by 3.1% compared to the same quarter of the previous year.

In the first quarter of 2023 the number of total kilometres covered in urban-suburban transport are increased by 15.1% compared to the same quarter of the previous year, while the number of passengers transported was lower by 29.2%.

Graph 1: Goods transported in road transport, 000t



**Table 1: Transport of goods**

Volume of transport by transport indicators	I quarter 2022	II quarter 2022	III quarter 2022	IV quarter 2022	I quarter 2023
Vehicle-kilometres covered,000	152018	158385	157320	154033	144490
Tonnes of goods transported, 000t	2424	2530	2598	2482	2345
Tonne-kilometres, 000	1091636	1174313	1162794	1145914	1070358

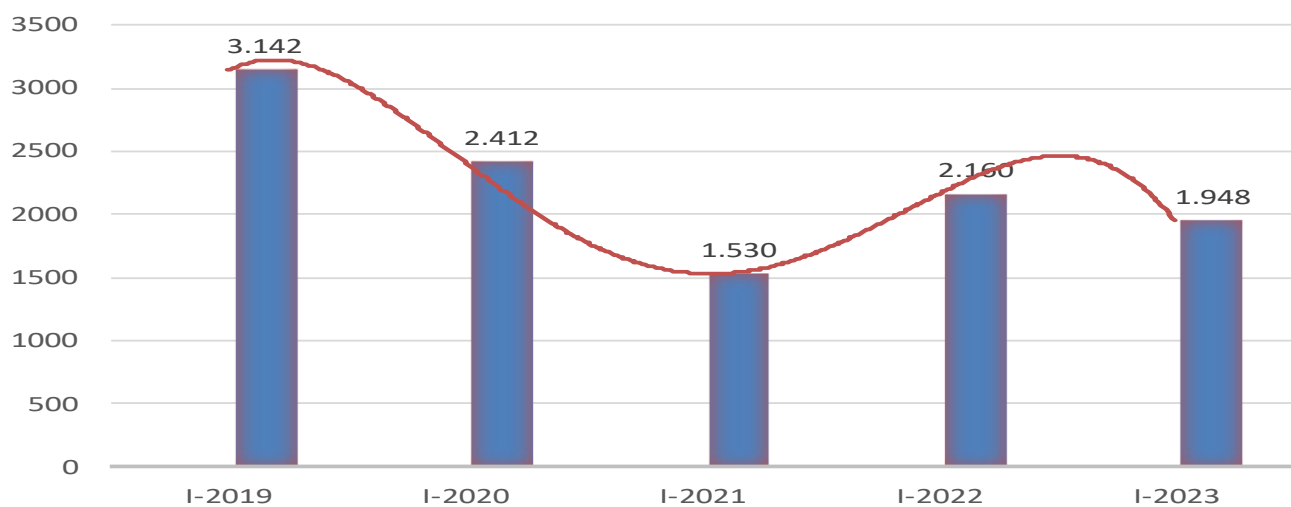
Indices by transport indicators	<u>IV 2022</u> III 2022	<u>I 2023</u> IV 2022	<u>I 2023</u> I 2022
Vehicle-kilometres covered	97,9	93,8	95,0
Tonnes of goods transported	95,5	94,5	96,7
Tonne- kilometres	98,5	93,4	98,1

**Table 2: Transport of passengers**

Volume of transport by transport indicators	I quarter 2022	II quarter 2022	III quarter 2022	IV quarter 2022	I quarter 2023
Vehicle-kilometres covered,000	15558	18048	18626	17743	15949
Transported passengers, 000	2160	2294	2354	2362	1948
Passenger- kilometres,000	268996	328259	372452	336325	277433

Indices by transport indicators	<u>IV 2022</u> III 2022	<u>I 2023</u> IV 2022	<u>I 2023</u> I 2022
Vehicle-kilometres covered	95,3	89,9	102,5
Transported passengers	100,3	82,5	90,2
Passenger- kilometres	90,3	82,5	103,1

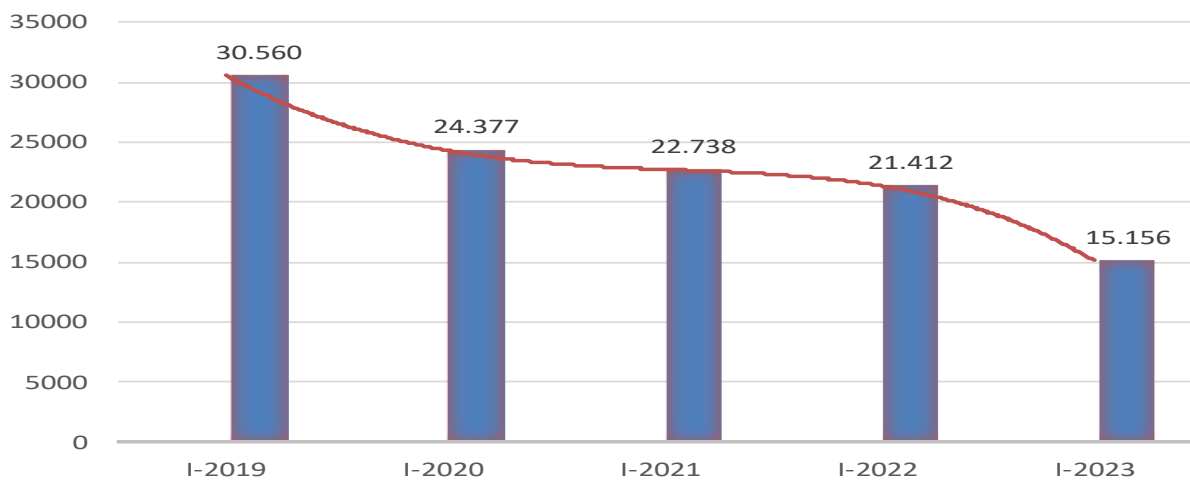
**Graph 2: Number of passengers carried in road transport, 000**

**Table 3: Urban-suburban transport<sup>1</sup>**

Volume of transport by transport indicators	I quarter 2022	II quarter 2022	III quarter 2022	IV quarter 2022	I quarter 2023
Vehicle-kilometres covered,000	14579	14869	14684	15486	16786
Transported passengers, 000	21412	21788	18477	19998	15156

Indices by transport indicators	<u>IV 2022</u> III 2022	<u>I 2023</u> IV 2022	<u>I 2023</u> I 2022
Vehicle-kilometres covered	105,5	108,4	115,1
Transported passengers	108,2	75,8	70,8

**Graph 3: Number of passengers carried in urban-suburban transport, 000**

<sup>1</sup> The Canton of Sarajevo applies a new methodology for recording transported passengers in trolleybus transport, which is the reason that the number of transported passengers in urban-suburban transport has decreased.

## NOTES OF METHODOLOGY

Data on road transport were obtained by processing monthly and quarterly statistical data from surveys conducted by the Statistical Offices at the level of entities. The reporting units for these surveys are enterprises and other business subjects engaged in domestic and international transport of passengers and goods.

## DEFINITIONS

Considered as transport is movement of passengers or cargo from one place (loading place) to another place (unloading place) and representing the operation of transport enterprises.

Domestic transport implies transport of passenger between places of loading and unloading within the borders of the country.

International transport implies transport of passengers between the place of loading in our country and the place of unloading abroad, or the other way round.

Transport of passengers include transported passengers into domestic and international transport.

Passenger kilometre is a unit of measure which refers to transport of one passenger at the distance of one kilometre.

Goods are any goods transported by road transport means.

Goods transport is given in tons and ton kilometres, and it is the sum of all kilometres realized in domestic and international transport.

Tonne kilometre is a unit of measure which refers to transport of one tone of goods at the distance of one kilometre.

Urban transport of passengers refers to the work of economic entities engaged in transport of passengers in urban and suburban settlements. Data on urban/suburban transport is represented by the indicators of kilometres covered and passenger transported.

## STATISTICAL SIGNS

- No occurrence of event
- ... Data not available
- \* Corrected data

## ABBREVIATIONS USED

km	kilometer
pkm	passenger kilometer
t	tonne
tkm	tonne- kilometre

Published by the Agency for Statistics of the Bosnia and Herzegovina, 71000 Sarajevo, Zelenih beretki 26

Phone: +387 (33) 911 911 | Telefax: +387 (33) 220 622  
E-mail: [bhas@bhas.gov.ba](mailto:bhas@bhas.gov.ba) | Web site: [www.bhas.gov.ba](http://www.bhas.gov.ba)

Responsible persons:

Alen Bajramović, Head of Department for Services Statistics

Vesna Čužić, Director

Prepared by: Emina Mehanović



Please consider the environment before printing this document.