



FIRST RELEASE



You are required to specify a data source when allowed in your product or application.

YEAR XVII

SARAJEVO, 03/02/2023

NUMBER 1

BUSINESS STATISTICS Tourism, January 2022

In January 2023 tourists realised 88,044 tourist arrivals in Bosnia and Hercegovina which represent the decrease by 14.4% as compared to December 2022 and increase by 14.7% as compared to January 2022. Tourists realised 208,272 tourist nights which represent the increase by 2.2% as compared to December 2022 and increase by 12.6% as compared to January 2022. Domestic tourists share of total number of overnight stays was 35.5% and foreign tourists share was 64.5%.

The number of domestic tourist nights decreased by 12.3% as compared to December 2022 and decreased by 1.1% as compared to January 2022. Foreign tourist nights increased by 12.5 as compared to December 2022 and increased by 21.8% as compared to January 2022.

Concerning the structure of foreign tourist nights in January 2023, the most of them (76.3%) were realised by tourists from: Croatia (35.5%), Serbia (20.4%), Slovenia (6.3%), Montenegro (6.2%), Turkey (4.9%) and Germany (3.0%). Tourists from other countries realised 23.7% of tourist nights.

Regarding the average detention of foreign tourist stays in our country on the first place comes: Kuwait with average stay by 4.1 nights, New Zealand with 3.9 nights, South Africa with 3.8 nights, Czech Republic with 3.4 nights and Latvia and North Macedonia by with 3.1 nights.

Available rooms, apartments and camping sites for tourists in Bosnia and Herzegovina in January 2023 amounted to 18,088 which is 3.3% increase compared to January 2022. Number of available beds was 39,873 beds, which is increase by 5.2%, compared to the same month of 2022.

In January 2023, in the activity - Hotels and similar accommodation, number of rooms and apartments available to tourists amounted to 16,788 which is an increase of 4.5% compared to January 2022, and number of available beds amounted to 35,696 which is an increase of 6.7%, compared to the same month of the previous year.

Net occupancy rate of rooms was 23.5% and permanent beds it was 18.0% in January 2023, while in January 2022, net occupancy rate of rooms was 20.7% and of permanent beds 17.0%.

According to the type of accommodation facility the highest number of nights was recorded in hotels and similar accommodation with share of 95.3%.

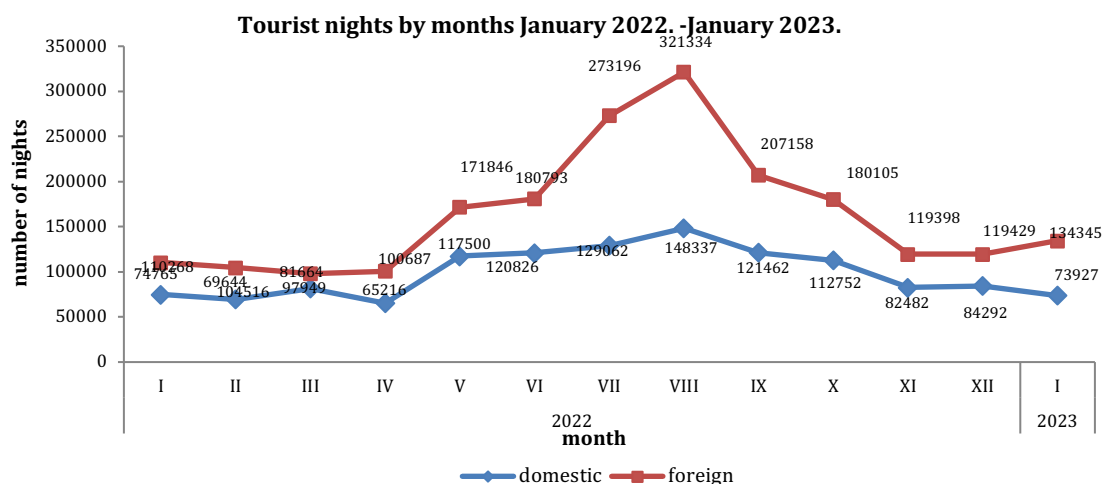


Table 1: Tourist arrivals and nights

	Arrivals					Nights					I 2023	
	I 2022	XII 2022	I 2023	Indices I 2023 XII 2022	Indices I 2023 I 2022	I 2022	XII 2022	I 2023	Indices I 2023 XII 2022	Indices I 2023 I 2022	Structure of nights %	Average number of nights by arrivals
Total	76.757	102.892	88.044	85,6	114,7	185.033	203.721	208.272	102,2	112,6	100,0	2,4
Domestic tourist	34.944	46.114	35.212	76,4	100,8	74.765	84.292	73.927	87,7	98,9	35,5	2,1
Foreign tourist	41.813	56.778	52.832	93,1	126,4	110.268	119.429	134.345	112,5	121,8	64,5	2,5

Tourist arrivals by months January 2022. - January 2023.

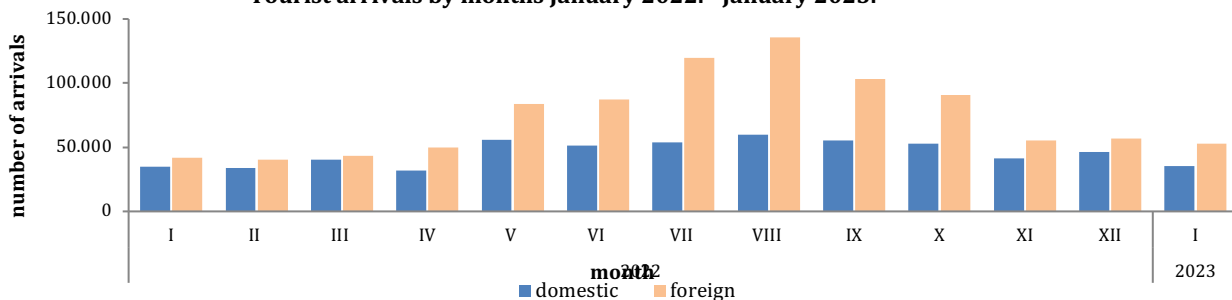


Table2: Foreign tourist arrivals and nights, by country of residence

	Arrivals					Nights					I 2023	
	I 2022	XII 2022	I 2023	Indices I 2023 XII 2022	Indices I 2023 I 2022	I 2022	XII 2022	I 2023	Indices I 2023 XII 2022	Indices I 2023 I 2022	Structure of nights %	Average number of nights by arrivals
Total foreign tourist	41.813	56.778	52.832	93,1	126,4	110.268	119.429	134.345	112,5	121,8	100,0	2,5
Albania	84	217	208	95,9	247,6	142	406	375	92,4	264,1	0,3	1,8
Austria	1.298	2.178	1.677	77,0	129,2	3.135	4.901	3.600	73,5	114,8	2,7	2,1
Belgium	201	208	100	48,1	49,8	464	475	220	46,3	47,4	0,2	2,2
Bulgaria	160	392	148	37,8	92,5	284	978	441	45,1	155,3	0,3	3,0
Montenegro	2.476	2.380	2.864	120,3	115,7	6.636	4.251	8.333	196,0	125,6	6,2	2,9
Czech Republic	82	168	122	72,6	148,8	223	384	417	108,6	187,0	0,3	3,4
Denmark	98	101	73	72,3	74,5	244	243	183	75,3	75,0	0,1	2,5
Estonia	2	7	5	71,4	250,0	2	11	6	54,5	300,0	0,0	1,2
Finland	18	23	72	313,0	400,0	56	46	106	230,4	189,3	0,1	1,5
France	271	370	328	88,6	121,0	528	810	686	84,7	129,9	0,5	2,1
Greece	48	149	81	54,4	168,8	127	282	159	56,4	125,2	0,1	2,0
Netherlands	437	372	544	146,2	124,5	1.224	924	1.197	129,5	97,8	0,9	2,2
Croatia	12.841	13.148	17.303	131,6	134,7	33.963	29.823	47.677	159,9	140,4	35,5	2,8
Ireland	26	82	50	61,0	192,3	71	209	106	50,7	149,3	0,1	2,1
Iceland	5	-	2	-	40,0	10	-	2	-	20,0	0,0	1,0
Italy	446	1.098	784	71,4	175,8	1.058	2.635	1.832	69,5	173,2	1,4	2,3
Cyprus	12	11	49	445,5	408,3	14	23	131	569,6	935,7	0,1	2,7
Latvia	11	7	8	114,3	72,7	13	15	25	166,7	192,3	0,0	3,1
Lithuania	30	12	15	125,0	50,0	62	16	28	175,0	45,2	0,0	1,9
Luxembourg	48	62	53	85,5	110,4	127	123	155	126,0	122,0	0,1	2,9
Hungary	251	506	265	52,4	105,6	908	1.102	792	71,9	87,2	0,6	3,0
Malta	-	15	2	13,3	-	-	28	6	21,4	-	0,0	3,0

(continued on next page)

(next)

	Arrivals					Nights					I 2023	
	I 2022	XII 2022	I 2023	Indices I 2023 XII 2022	Indices I 2023 I 2022	I 2022	XII 2022	I 2023	Indices I 2023 XII 2022	Indices I 2023 I 2022	Structure of nights %	Average number of nights by arrivals
Norway	85	123	149	121,1	175,3	195	245	266	108,6	136,4	0,2	1,8
Germany	1.641	2.179	1.790	82,1	109,1	4.027	5.010	4.083	81,5	101,4	3,0	2,3
Poland	132	328	206	62,8	156,1	436	704	528	75,0	121,1	0,4	2,6
Portugal	25	28	24	85,7	96,0	59	81	58	71,6	98,3	0,0	2,4
Romania	250	217	145	66,8	58,0	453	513	308	60,0	68,0	0,2	2,1
Russian Federation	280	902	1.049	116,3	374,6	896	1.503	1.972	131,2	220,1	1,5	1,9
North Macedonia	279	713	410	57,5	147,0	606	1.770	1.275	72,0	210,4	0,9	3,1
Slovakia	62	117	140	119,7	225,8	157	195	270	138,5	172,0	0,2	1,9
Slovenia	2.458	5.088	3.526	69,3	143,4	5.614	10.596	8.515	80,4	151,7	6,3	2,4
Serbia	10.166	9.391	10.039	106,9	98,8	29.598	16.472	27.417	166,4	92,6	20,4	2,7
Spain	128	153	90	58,8	70,3	302	348	243	69,8	80,5	0,2	2,7
Switzerland (including Liechtenstein)	430	847	528	62,3	122,8	901	1.840	1.208	65,7	134,1	0,9	2,3
Sweden	278	445	368	82,7	132,4	692	950	842	88,6	121,7	0,6	2,3
Turkey	1.404	3.348	3.505	104,7	249,6	3.141	6.446	6.584	102,1	209,6	4,9	1,9
United Kingdom	228	538	604	112,3	264,9	556	1.262	1.605	127,2	288,7	1,2	2,7
Ukraine	34	198	134	67,7	394,1	73	334	241	72,2	330,1	0,2	1,8
Other European countries	129	125	153	122,4	118,6	272	267	379	141,9	139,3	0,3	2,5
Egypt	39	60	81	135,0	207,7	66	160	238	148,8	360,6	0,2	2,9
South Africa	14	9	12	133,3	85,7	25	14	46	328,6	184,0	0,0	3,8
Other African countries	78	85	80	94,1	102,6	151	205	212	103,4	140,4	0,2	2,7
Canada	65	108	100	92,6	153,8	132	343	252	73,5	190,9	0,2	2,5
USA	825	911	861	94,5	104,4	1.892	2.034	2.149	105,7	113,6	1,6	2,5
Other Northern American countries	32	26	17	65,4	53,1	33	88	32	36,4	97,0	0,0	1,9
Brazil	26	87	62	71,3	238,5	36	169	130	76,9	361,1	0,1	2,1
Other Southern and Central American countries	48	125	164	131,2	341,7	72	214	300	140,2	416,7	0,2	1,8
Bahrain	141	173	123	71,1	87,2	377	504	330	65,5	87,5	0,2	2,7
India	21	197	80	40,6	381,0	31	364	197	54,1	635,5	0,1	2,5
Iran	4	39	25	64,1	625,0	4	101	40	39,6	¹⁾	0,0	1,6
Israel	58	71	83	116,9	143,1	155	163	127	77,9	81,9	0,1	1,5
Japan	23	31	35	112,9	152,2	53	102	82	80,4	154,7	0,1	2,3
Republic of Korea	18	124	245	197,6	¹⁾	24	195	257	131,8	¹⁾	0,2	1,0
Qatar	108	97	65	67,0	60,2	262	192	132	68,8	50,4	0,1	2,0
China	214	718	577	80,4	269,6	966	1.403	927	66,1	96,0	0,7	1,6
Kuwait	136	107	236	220,6	173,5	627	275	957	348,0	152,6	0,7	4,1
Malaysia	20	2.007	180	9,0	900,0	70	2.208	433	19,6	618,6	0,3	2,4
Oman	319	287	357	124,4	111,9	786	685	821	119,9	104,5	0,6	2,3
Saudi Arabia	1.211	322	154	47,8	12,7	2.848	893	431	48,3	15,1	0,3	2,8
United Arab Emirates	1.326	3.180	970	30,5	73,2	3.746	9.892	2.571	26,0	68,6	1,9	2,7
Other Asian countries	166	1.587	524	33,0	315,7	475	2.603	957	36,8	201,5	0,7	1,8
Australia	59	140	181	129,3	306,8	152	277	418	150,9	275,0	0,3	2,3
New Zealand	6	18	7	38,9	116,7	13	52	27	51,9	207,7	0,0	3,9
Other countries of Oceania	2	23	–	0,0	0,0	3	72	8	11,1	266,7	0,0	8,0

1) Index higher than 999

Foreign tourist nights and arrivals, by country of residence, January 2023.

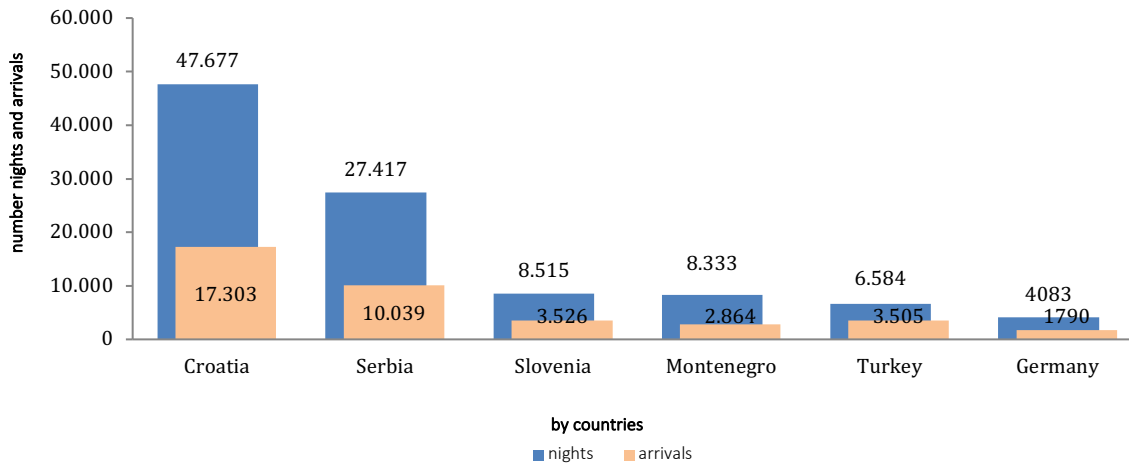


Table 3: Tourist arrivals and nights according to the classification of activities ²⁾

	Arrivals					Nights					I 2023
	I 2022	XII 2022	I 2023	Indices I 2023 XII 2022	Indices I 2023 I 2022	I 2022	XII 2022	I 2023	Indices I 2023 XII 2022	Indices I 2023 I 2022	Structure of nights %
Total	76.757	102.892	88.044	85,6	114,7	185.033	203.721	208.272	102,2	112,6	100,0
Hotels and similar accommodation	74.591	99.833	85.287	85,4	114,3	175.940	192.879	198.455	102,9	112,8	95,3
Holiday and other short-stay accommodation	1.673	2.268	2.055	90,6	122,8	4.023	5.487	4.500	82,0	111,9	2,2
Camps and camping grounds	63	212	146	68,9	231,7	165	411	332	80,8	201,2	0,2
Other accommodation	430	579	556	96,0	129,3	4.905	4.944	4.985	100,8	101,6	2,4
Domestic tourist	34.944	46.114	35.212	76,4	100,8	74.765	84.292	73.927	87,7	98,9	35,5
Hotels and similar accommodation	33.518	44.473	33.613	75,6	100,3	68.056	77.368	67.633	87,4	99,4	32,5
Holiday and other short-stay accommodation	1.033	1.226	1.150	93,8	111,3	2.215	2.592	2.257	87,1	101,9	1,1
Camps and camping grounds	23	15	24	160,0	104,3	45	24	33	137,5	73,3	0,0
Other accommodation	370	400	425	106,3	114,9	4.449	4.308	4.004	92,9	90,0	1,9
Foreign tourist	41.813	56.778	52.832	93,1	126,4	110.268	119.429	134.345	112,5	121,8	64,5
Hotels and similar accommodation	41.073	55.360	51.674	93,3	125,8	107.884	115.511	130.822	113,3	121,3	62,8
Holiday and other short-stay accommodation	640	1.042	905	86,9	141,4	1.808	2.895	2.243	77,5	124,1	1,1
Camps and camping grounds	40	197	122	61,9	305,0	120	387	299	77,3	249,2	0,1
Other accommodation	60	179	131	73,2	218,3	456	636	981	154,2	215,1	0,5

²⁾ The Classification of Economic Activities of BiH 2010

Table 4: Tourist arrivals and nights, by type of organisation of tourist trips

	Individual arrangement						Organised trip					
	Arrivals			Nights			Arrivals			Nights		
	I 2022	I 2023	Indices I 2023 I 2022	I 2022	I 2023	Indices I 2023 I 2022	I 2022	I 2023	Indices I 2023 I 2022	I 2022	I 2023	Indices I 2023 I 2022
Total	69.088	75.279	109,0	164.156	173.735	105,8	7.669	12.765	166,4	20.877	34.537	165,4
Domestic tourist	32.754	31.549	96,3	70.385	66.255	94,1	2.190	3.663	167,3	4.380	7.672	175,2
Foreign tourist	36.334	43.730	120,4	93.771	107.480	114,6	5.479	9.102	166,1	16.497	26.865	162,8

Methodology

The purpose of the statistical survey

The purpose of the statistical survey is to monitor the tourist activity realised in commercial accommodation establishments and to provide internationally comparable BiH's tourism statistics in accordance with current EU Regulations for the tourism statistics.

Observation units

Observation units are all business entities /legal units which are, by the main activity, registered in accommodation activity (division 55 - KD BiH 2010), persons as well as households that rent accommodation establishments to tourists. For the purpose of the survey, Classification of Activities in Bosnia and Herzegovina - KD BiH 2010 was used, and it is fully compliant with the European Classification of Economic Activities - NACE Rev. 2.

Coverage

Reporting units are all business entities (enterprises, craftsmen, cooperatives, institutions, associations etc.) and their constituent units that are registered according to KD BiH 2010 under section : 55.1 (hotels and similar accommodation), 55.2 (holiday and other short - stay accommodation), 55.3 (camps and camping grounds), 55.9 (other uncategorised accommodation), health care institutions in which person themselves bear the fee for medical rehabilitation or their stay: business entities that deal with the mediation of accommodation of guests in: households, houses, camps, apartments and rooms which are directly rented by private persons/households. Survey covers the entire territory of Bosnia and Herzegovina.

Source and methods of data collection

Data on tourist's turnover (number of tourist arrivals and tourist nights) are collected from regular monthly report (TU-11 form). Reports are usually made on the basis of reception records in guest books, entities and their parts engaged in organising and arranging of tourists.

Data revision

Regular press releases on tourism are published in monthly dynamics and contain preliminary / first results until the final data are published.

The first regular revision of data implies that, when publishing data for the next month, the published data from the previous month (t-1) are revised in accordance with the information submitted by the reporting unit. The second regular revision of previously published data is the annual revision, which includes all changes in the data submitted after the first revision, in order to ensure the accuracy of the published data.

The press release clearly indicates what the data are, so that users of the statistics can interpret them correctly. If new statistical standards and concepts are introduced, changes in the research methodology are made, it is necessary to revise the data to ensure the consistency and comparability of data from previous historical series and new data series. Users will be informed about changes in data and reasons in an appropriate and transparent manner, in regular monthly press releases and other publications for the public, as well as on the website of the BiH Agency for Statistics (www.bhas.gov.ba).

Definitions

Tourism means the activity of visitors taking a trip to a main destination outside their usual environment for less than a year, for leisure, business or other personal purpose other than to be employed by a resident entity in the place visited.

Tourist is every person who, outside his place of permanent residence, spends one night in a hotel or some other accommodation facility for reasons of rest, recreation, health, study, sport, religion, family, business, public tasks or meeting. Tourist is registered in every place or establishment where he stays and, therefore, in case of change of place or establishment, he must register again, which results in data ambiguity. Consequently, the statistics registers the number of tourist arrivals, not the number of tourists.

Residence is a place where a person came with the intention of permanent stay. Tourist is registered in every place or establishment where he stays and, therefore, in case he/she changes the place or establishment, he/she must register again, which results in data ambiguity. Consequently, the statistics register the number of tourist arrivals and not the number of tourists.

Domestic tourist is a person with permanent residence in the BiH who spends at least one night in a hotel or the same other accommodation establishment outside their place or residence.

Foreign tourist is every person with permanent residence outside in BiH who temporarily resides in BiH and who spends at least one night in a hotel or the same other accommodation establishment.

Tourist arrivals refer to the number of persons (tourists) who arrived and registered their stay in an accommodation establishment.

Tourist nights refer to every registered overnight stay of a person (tourist) in an accommodation establishment.

Accommodation capacities are presented as the number of rooms, apartments and camping sites, and the number of permanent beds.

Permanent beds are those that are regularly ready-made for renting to guests.

Occupancy rate of permanent beds (net) in the reference period is obtained by dividing the total number of nights by the number of beds on offer and the number of days when the beds are actually available for use during the reference period. The data are expressed as a percentage.

Occupancy rate of bedrooms (net) in the reference period is obtained by dividing the total number of bedrooms used during the reference period by the number of bedrooms available for use during the reference period. The data is expressed as a percentage.

Organization of tourist arrivals represent the way of organising tourist arrangements. Depending on the way of organising, tourist arrangement can be individual or organised (travel agencies).

Symbols

- no occurrence

0,0 value not zero but less than 0,05

Published by the Agency for Statistics of the Bosnia and Herzegovina, 71000 Sarajevo, Zelenih beretki 26

Phone: +387 (33) 911 911 | Telefax: +387 (33) 220 622

E-mail: bhas@bhas.gov.ba | Web site: www.bhas.gov.ba

Responsible persons:

Velimir Jukić, Assistant Director of Business Statistics

Vesna Čužić, Director

Prepared by: Azra Bander Demirović



Please consider the environment before printing this document.