



Users are kindly requested to mention the data source

YEAR XVII

SARAJEVO, 10.10. 2023.

NUMBER 7

TOURISM STATISTICS

Cumulative data, January – August 2023

In the period January - August 2023, tourists made 1,161.957 visits, which is 19.2% more compared to the same period in 2022, and 2,521.950 overnight stays, which is 15,0% more compared to the same period in 2022. years.

The number of overnight stays by domestic tourists is lower by 5.4%, while the number of overnight stays by foreign tourists is higher by 27.1% compared to the same period in 2022. In the total number of overnight stays, the participation of domestic tourists is 30.6%, while the participation of foreign tourists is 69.4%.

In the structure of overnight stays by foreign tourists, the most overnight stays were made by tourists from Croatia (14.3%), Serbia (12.7%), Turkey (7.6%), Slovenia (6.4%), Saudi Arabia (5.6%), Germany (4.8%), United Arab Emirates (3.6%), USA (3.1%) which is a total of 58.1%. Tourists from other countries accounted for 41.9% of overnight stays.

Regarding the length of stay of foreign tourists in our country, Kuwait is in first place with 3.8 nights, Qatar with 3.4 nights, Albania and Iran with 3.1 nights each, and United Arab Emirates Egypt and Ireland with 3.0 nights each.

According to the type of accommodation facility, the largest number of overnight stays was realized within the Hotels and similar accommodation sector with a share of 94.1%.

Graph: Tourist nights, January – August, 2022 and 2023

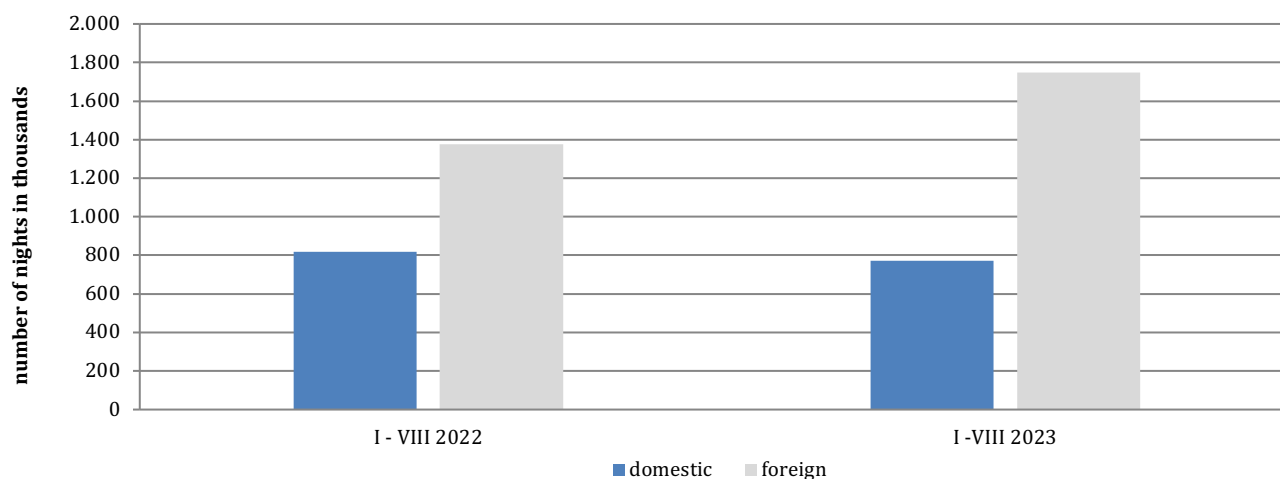


Table 1: Tourist arrivals and nights

	ARRIVALS			NIGHTS			I - VIII 2023	
	I -VIII 2022*	I - VIII 2023	Indices $\frac{I - VIII 2023}{I - VIII 2022}$	I -VIII 2022*	I - VIII 2023	Indices $\frac{I - VIII 2023}{I - VIII 2022}$	Structure of nights %	Average number of nights by arrivals
Total	975.056	1.161.957	119,2	2.192.825	2.521.950	115,0	100,0	2,2
Domestic tourist	366.538	353.263	96,4	816.879	772.816	94,6	30,6	2,2
Foreign tourist	608.518	808.694	132,9	1.375.946	1.749.134	127,1	69,4	2,2

*final data

Graph: Foreign tourist nights by country of residence, January-August, 2022 and 2023

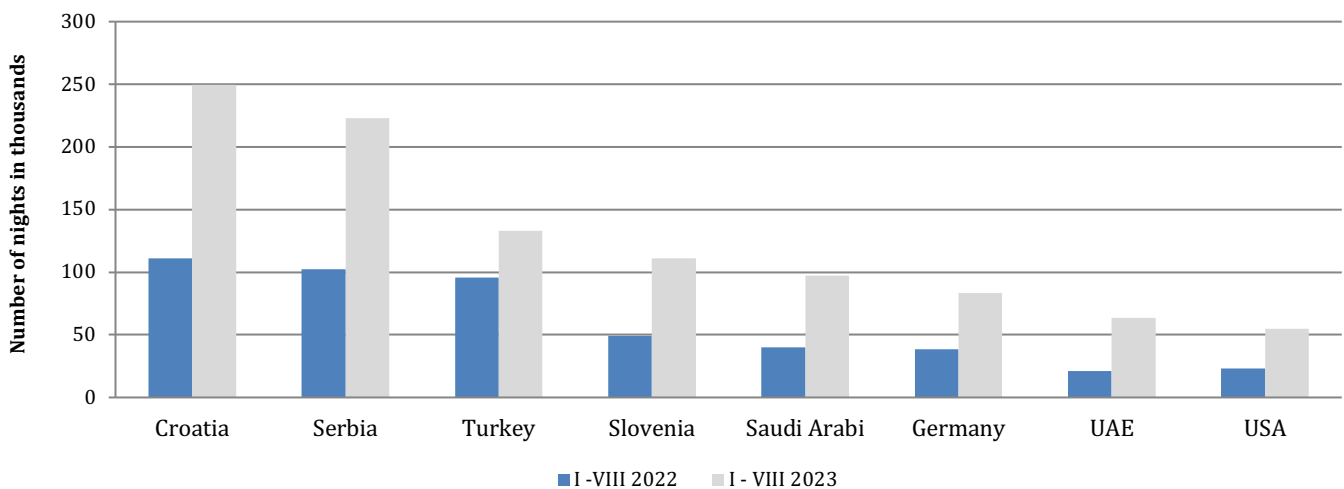


Table2: Foreign tourist arrivals and nights, by country of residence

	ARRIVALS			NIGHTS			I - VII 2023	
	I -VIII 2022*	I - VIII 2023	Indices $\frac{I - VIII 2023}{I - VIII 2022}$	I -VIII 2022*	I - VIII 2023	Indices $\frac{I - VIII 2023}{I - VIII 2022}$	Structure of nights %	Average number of nights by arrivals
Total	608.518	808.694	132,9	1.375.946	1.749.134	127,1	100,0	2,2
Albania	1.868	2.212	118,4	3.681	6.852	186,1	0,4	3,1
Austria	20.434	24.704	120,9	41.832	49.726	118,9	2,8	2,0
Belgium	4.157	5.022	120,8	9.041	11.399	126,1	0,7	2,3
Bulgaria	3.574	4.504	126,0	6.524	8.391	128,6	0,5	1,9
Montenegro	15.957	19.421	121,7	34.960	44.764	128,0	2,6	2,3
Czech Republic	4.808	6.175	128,4	9.873	11.091	112,3	0,6	1,8
Denmark	4.507	3.682	81,7	11.610	9.980	86,0	0,6	2,7
Estonia	282	504	178,7	490	996	203,3	0,1	2,0
Finland	957	1.164	121,6	2.117	2.172	102,6	0,1	1,9
France	11.505	12.595	109,5	34.881	36.981	106,0	2,1	2,9
Greece	3.243	4.969	153,2	6.896	10.568	153,2	0,6	2,1
Netherlands	12.378	14.156	114,4	29.328	34.072	116,2	1,9	2,4
Croatia	80.870	110.792	137,0	179.399	249.340	139,0	14,3	2,3
Ireland	1.871	2.129	113,8	5.817	6.329	108,8	0,4	3,0
Iceland	159	251	157,9	313	541	172,8	0,0	2,2
Italy	15.064	19.114	126,9	31.270	39.836	127,4	2,3	2,1
Cyprus	408	745	182,6	688	1.290	187,5	0,1	1,7

(continued on next page)

	ARRIVALS			NIGHTS			I - VIII 2023	
	I -VIII 2022*	I - VIII 2023	Indices I - VIII 2023 I - VIII 2022	I -VIII 2022*	I - VIII 2023	Indices I - VIII 2023 I - VIII 2022	Structure of nights %	Average number of nights by arrivals
Latvia	328	707	215,5	724	2.036	281,2	0,1	2,9
Lithuania	1.356	872	64,3	3.056	1.272	41,6	0,1	1,5
Luxembourg	912	807	88,5	2.107	1.735	82,3	0,1	2,1
Hungary	8.670	11.717	135,1	20.094	23.694	117,9	1,4	2,0
Malta	5.834	8.288	142,1	11.509	17.656	153,4	1,0	2,1
Norway	222	614	276,6	479	1.350	281,8	0,1	2,2
Germany	2.969	3.361	113,2	6.199	7.397	119,3	0,4	2,2
Poland	33.240	38.451	115,7	73.907	83.194	112,6	4,8	2,2
Portugal	16.368	17.727	108,3	37.936	43.198	113,9	2,5	2,4
Romania	1.941	1.746	90,0	4.936	4.284	86,8	0,2	2,5
Russian Federation	3.547	4.065	114,6	7.141	7.449	104,3	0,4	1,8
North Macedonia	3.352	6.960	207,6	7.022	12.858	183,1	0,7	1,8
Slovakia	2.907	4.037	138,9	6.712	8.259	123,0	0,5	2,0
Slovenia	35.476	49.418	139,3	73.796	111.198	150,7	6,4	2,3
Serbia	96.201	102.406	106,5	205.979	222.896	108,2	12,7	2,2
Spain	6.418	7.212	112,4	15.741	15.912	101,1	0,9	2,2
Switzerland (including Liechtenstein)	9.281	10.434	112,4	19.315	21.138	109,4	1,2	2,0
Sweden	8.709	9.254	106,3	20.764	21.296	102,6	1,2	2,3
Turkey	39.364	95.852	243,5	63.931	132.934	207,9	7,6	1,4
United Kingdom	7.641	9.526	124,7	18.224	25.255	138,6	1,4	2,7
Ukraine	1.306	1.689	129,3	2.962	3.706	125,1	0,2	2,2
Other European countries	2.281	1.705	74,7	5.738	5.032	87,7	0,3	3,0
Egypt	458	624	136,2	1.287	1.880	146,1	0,1	3,0
South Africa	329	269	81,8	601	559	93,0	0,0	2,1
Other African countries	1.247	1.382	110,8	3.094	3.748	121,1	0,2	2,7
Canada	2.676	3.849	143,8	6.190	8.935	144,3	0,5	2,3
USA	20.615	23.353	113,3	47.052	55.068	117,0	3,1	2,4
Other Northern American countries	618	593	96,0	1.281	1.186	92,6	0,1	2,0
Brazil	1.255	1.989	158,5	3.417	3.673	107,5	0,2	1,8
Other Southern and Central American countries	2.349	3.990	169,9	4.702	7.208	153,3	0,4	1,8
Bahrain	6.919	3.708	53,6	18.479	10.686	57,8	0,6	2,9
India	1.054	2.016	191,3	2.335	4.201	179,9	0,2	2,1
Iran	167	296	177,2	340	908	267,1	0,1	3,1
Israel	5.723	8.780	153,4	14.844	21.646	145,8	1,2	2,5
Japan	410	1.237	301,7	1.128	2.238	198,4	0,1	1,8
Republic of Korea	1.430	8.969	627,2	2.226	11.728	526,9	0,7	1,3
Qatar	3.347	3.431	102,5	9.798	11.497	117,3	0,7	3,4
China	2.954	15.119	511,8	6.948	22.257	320,3	1,3	1,5
Kuwait	9.520	11.529	121,1	35.798	43.765	122,3	2,5	3,8
Malaysia	3.521	6.364	180,7	4.510	8.293	183,9	0,5	1,3
Oman	9.772	12.294	125,8	23.505	30.194	128,5	1,7	2,5
Saudi Arabia	27.655	39.984	144,6	67.039	97.408	145,3	5,6	2,4
United Arab Emirates	25.826	21.012	81,4	79.334	63.671	80,3	3,6	3,0
Other Asian countries	7.368	11.629	157,8	18.195	24.172	132,8	1,4	2,1
Australia	2.522	6.294	249,6	5.928	14.158	238,8	0,8	2,2
New Zealand	252	573	227,4	573	1.244	217,1	0,1	2,2
Other countries of Oceania	166	423	254,8	350	734	209,7	0,0	1,7

*final data

Graph: Structure of tourists nights according to the Classification of Activity 1), January – August, 2022 and 2023

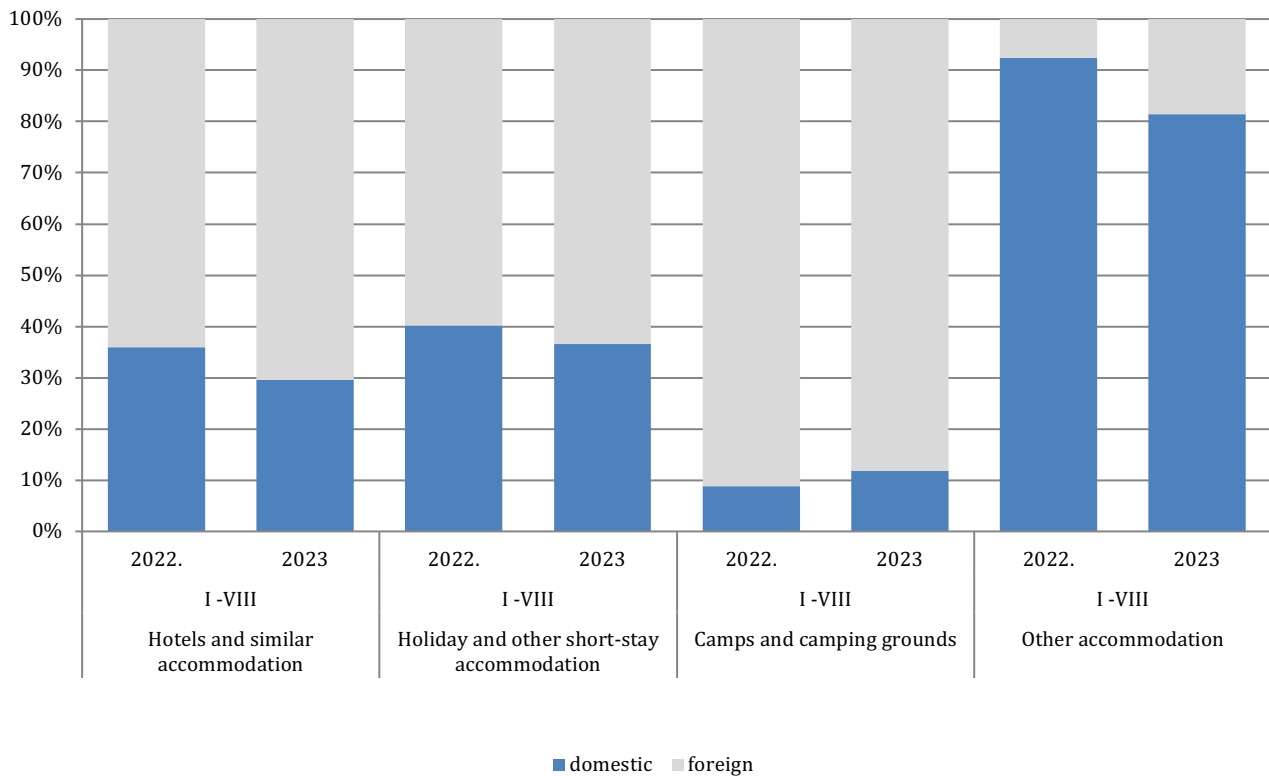


Table 3: Tourist arrivals and overnight stays according to the Classification of Economic Activities 1)

	ARRIVALS			NIGHTS			I - VIII 2023
	I - VIII 2022*	I - VIII 2023	Indices $\frac{I - VIII 2023}{I - VIII 2022}$	I - VIII 2022*	I - VIII 2023	Indices $\frac{I - VIII 2023}{I - VIII 2022}$	Structure of nights %
TOTAL	975.056	1.161.957	119,2	2.192.825	2.521.950	115,0	100,0
Hotels and similar accommodation	930.173	1.112.709	119,6	2.045.577	2.372.363	116,0	94,1
Holiday and other short-stay accommodation	28.242	30.774	109,0	73.723	77.016	104,5	3,1
Camps and camping grounds	11.203	12.764	113,9	19.728	23.257	117,9	0,9
Other accommodation	5.438	5.710	105,0	53.797	49.314	91,7	2,0
Domestic tourist	366.538	353.263	96,4	816.879	772.816	94,6	30,6
Hotels and similar accommodation	347.123	333.995	96,2	735.825	701.746	95,4	27,8
Holiday and other short-stay accommodation	13.817	13.206	95,6	29.598	28.126	95,0	1,1
Camps and camping grounds	937	1.726	184,2	1.732	2.760	159,4	0,1
Other accommodation	4.661	4.336	93,0	49.724	40.184	80,8	1,6
Foreign tourist	608.518	808.694	132,9	1.375.946	1.749.134	127,1	69,4
Hotels and similar accommodation	583.050	778.714	133,6	1.309.752	1.670.617	127,6	66,2
Holiday and other short-stay accommodation	14.425	17.568	121,8	44.125	48.890	110,8	1,9
Camps and camping grounds	10.266	11.038	107,5	17.996	20.497	113,9	0,8
Other accommodation	777	1.374	176,8	4.073	9.130	224,2	0,4

1) The Classification of Economic Activities of BiH 2010

*final data

METHODOLOGY

The purpose of the statistical survey

The purpose of the statistical survey is to monitor the tourist activity realised in commercial accommodation establishments and to provide internationally comparable BiH's tourism statistics in accordance with current EU Regulations for tourism statistics.

Observation units

Observation units are all business entities /legal units that are, by their main activity, registered in accommodation activity (division 55, KD BiH 2010), persons as well as households that rent accommodation establishments to tourists. For the purpose of the survey, the Classification of Activities in Bosnia and Herzegovina - KD BiH 2010 was used, and it is fully compliant with the European Classification of Economic Activities - NACE Rev. 2.

Coverage

Reporting units are all business entities (enterprises, craftsmen, cooperatives, institutions, associations, etc.) and their constituent units that are registered according to KD BiH 2010 under section: 55.1 (hotels and similar accommodation), 55.2 (holiday and other short - stay accommodation), 55.3 (camps and camping grounds), 55.9 (other uncategorised accommodation), health care institutions in which persons themselves bear the fee for medical rehabilitation or their stay: business entities that deal with the mediation of accommodation of guests in: households, houses, camps, apartments, and rooms that are directly rented by private persons/households. The survey covers the entire territory of Bosnia and Herzegovina.

Source and methods of data collection

Data on tourist turnover (number of tourist arrivals and tourist nights) is collected from the regular monthly report (TU-11 form). Reports are usually made on the basis of reception records in guest books for entities and their parts engaged in organising and arranging tourists.

Definitions

Tourism means the activity of visitors taking a trip to a main destination outside their usual environment for less than a year for leisure, business, or other personal purposes other than to be employed by a resident entity in the place visited.

A tourist is every person who, outside his place of permanent residence, spends one night in a hotel or some other accommodation facility for reasons of rest, recreation, health, study, sport, religion, family, business, public tasks, or meeting

A residence is a place where a person comes with the intention of staying permanently.

A domestic tourist is a person with permanent residence in the BiH who spends at least one night in a hotel or other accommodation establishment outside their place of residence.

A foreign tourist is every person with permanent residence outside in BiH who temporarily resides in BiH and who spends at least one night in a hotel or other accommodation establishment.

Symbols

- no occurrence

0,0 value not zero but less than 0,05

Published by the Agency for Statistics of the Bosnia and Herzegovina, 71000 Sarajevo, Zelenih beretki 26

Phone: +387 (33) 911 911 | Telefax: +387 (33) 220 622

E-mail: bhas@bhas.gov.ba | Web site: www.bhas.gov.ba

Responsible persons:

Velimir Jukić, Assistant Director of Business Statistics

Vesna Ćužić, Director

Prepared by: Azra Bander Demirović



Razmislite o očuvanju okoliša prije štampanja dokumenta.