



FIRST RELEASE



You are required to specify a data source when allowed in your product or application.

YEAR XVII

SARAJEVO, 07.12. 2023.

NUMBER 9

TOURISM STATISTICS Cumulative data January – October 2023

In the period January - October 2023, tourists made 1.350.591 visits, which is 19.1% more compared to the same period in 2022, and 2.897.095 overnight stays, which is 14.9% more compared to the same period in 2022.

The number of overnight stays by domestic tourists is lower by 5.3%, while the number of overnight stays by foreign tourists is higher by 26.8% compared to the same period in 2022. In the total number of overnight stays, the participation of domestic tourists is 30.7%, while the participation of foreign tourists is 69.3%.

In the structure of overnight stays by foreign tourists, the most overnight stays were made by tourists from Croatia (13.6%), Serbia (12.4%), Turkey (7.7%), Slovenia (6.2%), Saudi Arabia (5.9%), Germany (4.9%), United Arab Emirates (3.4%), USA (3.3%), which is a total of 57.4%. Tourists from other countries accounted for 42.6% of overnight stays.

Regarding the length of stay of foreign tourists in our country, Kuwait is in first place with 3.8 nights, Qatar with 3.3 nights, Ireland with 3.2 nights, Latvia and Iran with 3.1 nights, Albania, Egypt and the United Arab Emirates with 3.0 nights each.

According to the type of accommodation facility, the largest number of overnight stays was realised within the Hotels and similar accommodation sector with a share of 94.1%.

Tourist nights, January - October 2022 and 2023

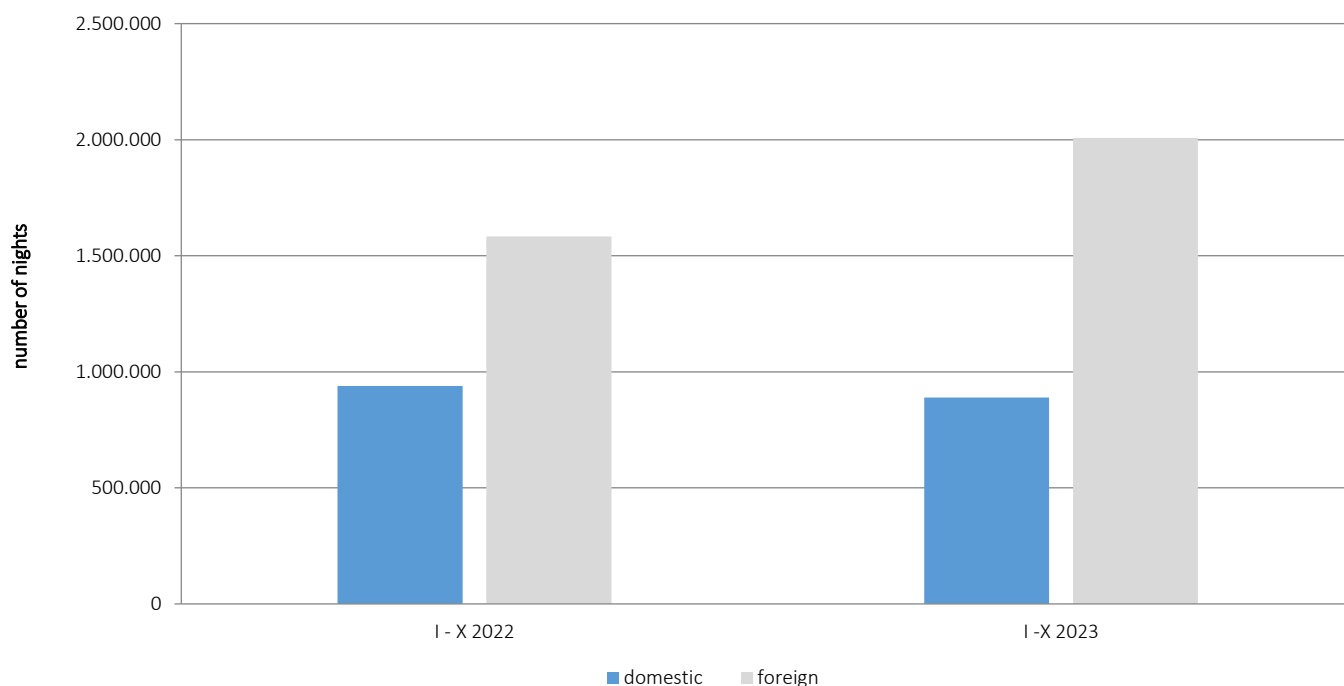
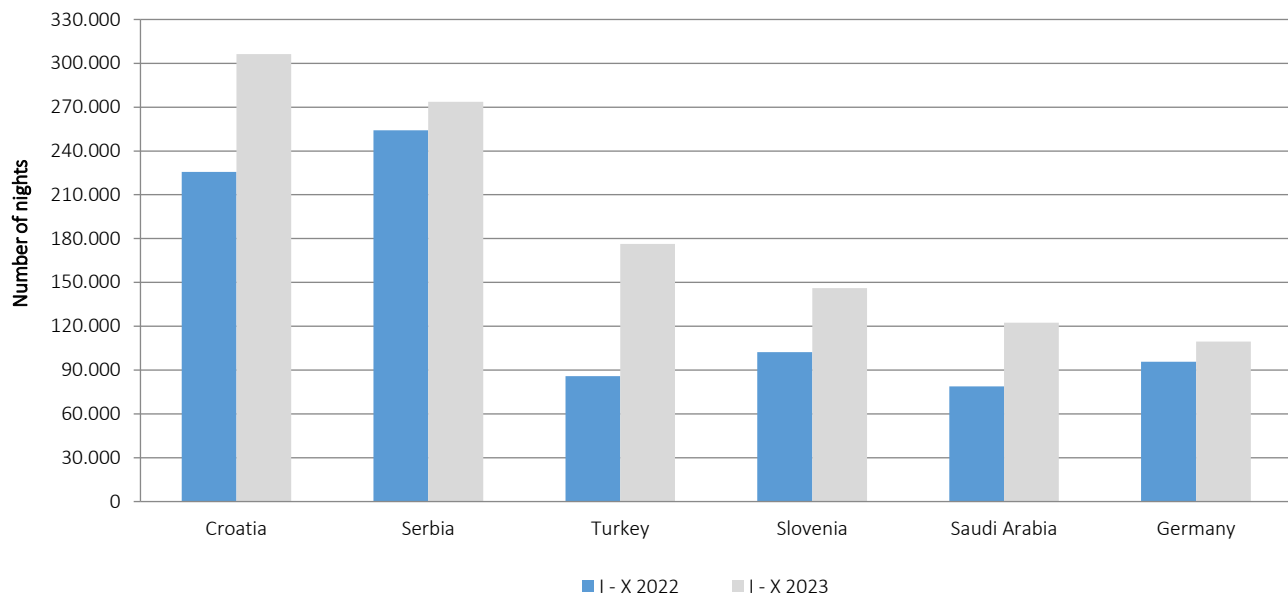


Table 1: Tourist arrivals and nights

	Arrivals			Nights			I - X 2023	
	I -VII 2022*	I - VII 2023	Indices $\frac{I - VII 2023}{I - VII 2022}$	I -VII 2022*	I - VII 2023	Indices $\frac{I - VII 2023}{I - VII 2022}$	Structure of nights %	Average number of nights by arrivals
Total	1,134,092	1,350,591	119.1	2,522,383	2,897,095	114.9	100.0	2.1
Domestic tourist	422,237	407,678	96.6	939,039	889,147	94.7	30.7	2.2
Foreign tourist	711,855	942,913	132.5	1,583,344	2,007,948	126.8	69.3	2.1

*final data

Foreign tourist nights by country of residence, January-October 2022 and 2023

Table2: Foreign tourist arrivals and nights, by country of residence

	Arrivals			Nights			I - X 2023	
	I -X 2022*	I - X 2023	Indices $\frac{I - X 2023}{I - X 2022}$	I -X 2022*	I - X 2023	Indices $\frac{I - X 2023}{I - X 2022}$	Structure of nights %	Average number of nights by arrivals
Total	802,982	1,058,466	131.8	1,763,639	2,232,798	127	100.0	2.1
Albania	2,756	3,084	111.9	5,433	9,179	169	0.4	3.0
Austria	25,900	31,480	121.5	52,136	62,043	119	2.8	2.0
Belgium	5,589	6,568	117.5	12,134	14,916	123	0.7	2.3
Bulgaria	4,782	6,138	128.4	8,974	11,442	128	0.5	1.9
Montenegro	20,898	24,881	119.1	44,335	55,820	126	2.5	2.2
Czech Republic	6,446	7,923	122.9	12,494	14,682	118	0.7	1.9
Denmark	5,540	4,986	90.0	14,446	13,380	93	0.6	2.7
Estonia	446	641	143.7	762	1,374	180	0.1	2.1
Finland	1,359	1,613	118.7	3,005	3,150	105	0.1	2.0
France	15,274	17,320	113.4	46,886	51,027	109	2.3	2.9
Greece	4,557	6,268	137.5	9,541	13,042	137	0.6	2.1
Netherlands	16,533	17,823	107.8	40,088	43,376	108	1.9	2.4
Croatia	104,390	138,507	132.7	225,558	306,257	136	13.7	2.2
Ireland	2,921	2,981	102.1	9,955	9,543	96	0.4	3.2
Iceland	192	335	174.5	442	866	196	0.0	2.6
Italy	19,874	24,214	121.8	41,965	50,827	121	2.3	2.1
Cyprus	492	808	164.2	891	1,404	158	0.1	1.7

(continued on next page)

(next)

	Arrivals			Nights			I - X 2023	
	I -X 2022*	I - X 2023	Indices <u>I - X 2023</u> I - X 2022	I -X 2022*	I - X 2023	Indices <u>I - X 2023</u> I - X 2022	Structure of nights %	Average number of nights by arrivals
Latvia	520	958	184.2	984	2,662	271	0.1	2.8
Lithuania	1,573	1,093	69.5	3,478	1,704	49	0.1	1.6
Luxembourg	1,126	961	85.3	2,502	2,082	83	0.1	2.2
Hungary	12,751	16,695	130.9	27,566	32,326	117	1.4	1.9
Malta	362	967	267.1	710	2,152	303	0.1	2.2
Norway	3,856	4,180	108.4	7,941	8,981	113	0.4	2.1
Germany	43,484	51,235	117.8	95,661	109,405	114	4.9	2.1
Poland	21,905	22,717	103.7	50,604	55,181	109	2.5	2.4
Portugal	2,350	2,367	100.7	5,668	5,613	99	0.3	2.4
Romania	4,931	5,520	111.9	10,502	10,265	98	0.5	1.9
Russian Federation	4,872	8,409	172.6	9,817	15,894	162	0.7	1.9
North Macedonia	8,235	11,713	142.2	16,351	23,895	146	1.1	2.0
Slovakia	3,608	5,171	143.3	8,024	10,495	131	0.5	2.0
Slovenia	52,356	67,113	128.2	102,234	146,200	143	6.5	2.2
Serbia	123,230	129,976	105.5	254,213	273,557	108	12.3	2.1
Spain	8,255	9,811	118.8	20,181	21,325	106	1.0	2.2
Switzerland (including Liechtenstein)	11,842	13,009	109.9	24,652	26,500	107	1.2	2.0
Sweden	10,896	10,999	100.9	25,190	25,124	100	1.1	2.3
Turkey	55,077	128,309	233.0	85,749	176,443	206	7.9	1.4
United Kingdom	10,303	12,598	122.3	24,657	32,668	132	1.5	2.6
Ukraine	1,779	2,156	121.2	4,304	4,879	113	0.2	2.3
Other European countries	3,381	2,338	69.2	8,227	6,662	81	0.3	2.8
Egypt	625	753	120.5	1,733	2,355	136	0.1	3.1
South Africa	374	411	109.9	688	799	116	0.0	1.9
Other African countries	1,549	2,050	132.3	3,909	5,015	128	0.2	2.4
Canada	4,136	5,459	132.0	8,947	12,259	137	0.5	2.2
USA	27,322	33,176	121.4	61,268	76,046	124	3.4	2.3
Other Northern American countries	1,487	944	63.5	3,105	1,847	59	0.1	2.0
Brazil	1,980	3,311	167.2	4,742	6,294	133	0.3	1.9
Other Southern and Central American countries	3,625	6,351	175.2	6,794	11,471	169	0.5	1.8
Bahrain	7,449	3,972	53.3	20,348	11,326	56	0.5	2.9
India	1,517	2,862	188.7	3,193	5,672	178	0.3	2.0
Iran	262	382	145.8	532	1,150	216	0.1	3.0
Israel	7,421	10,734	144.6	18,291	25,798	141	1.2	2.4
Japan	561	1,606	286.3	1,482	2,871	194	0.1	1.8
Republic of Korea	2,688	11,955	444.8	3,848	15,704	408	0.7	1.3
Qatar	3,509	3,812	108.6	10,246	12,465	122	0.6	3.3
China	3,979	25,663	645.0	8,910	35,576	399	1.6	1.4
Kuwait	12,011	13,840	115.2	45,494	52,429	115	2.3	3.8
Malaysia	8,029	10,119	126.0	9,710	12,775	132	0.6	1.3
Oman	11,861	14,934	125.9	28,058	35,814	128	1.6	2.4
Saudi Arabia	32,782	50,950	155.4	78,819	122,406	155	5.5	2.4
United Arab Emirates	29,452	23,927	81.2	89,502	72,063	81	3.2	3.0
Other Asian countries	11,524	17,609	152.8	26,572	33,013	124	1.5	1.9
Australia	3,516	8,216	233.7	7,775	18,215	234	0.8	2.2
New Zealand	379	844	222.7	870	1,902	219	0.1	2.3
Other countries of Oceania	303	721	238.0	543	1,192	220	0.1	1.7

*final data

Structure of tourists nights according to the classification of activity ¹⁾, January-October
2022. i 2023.

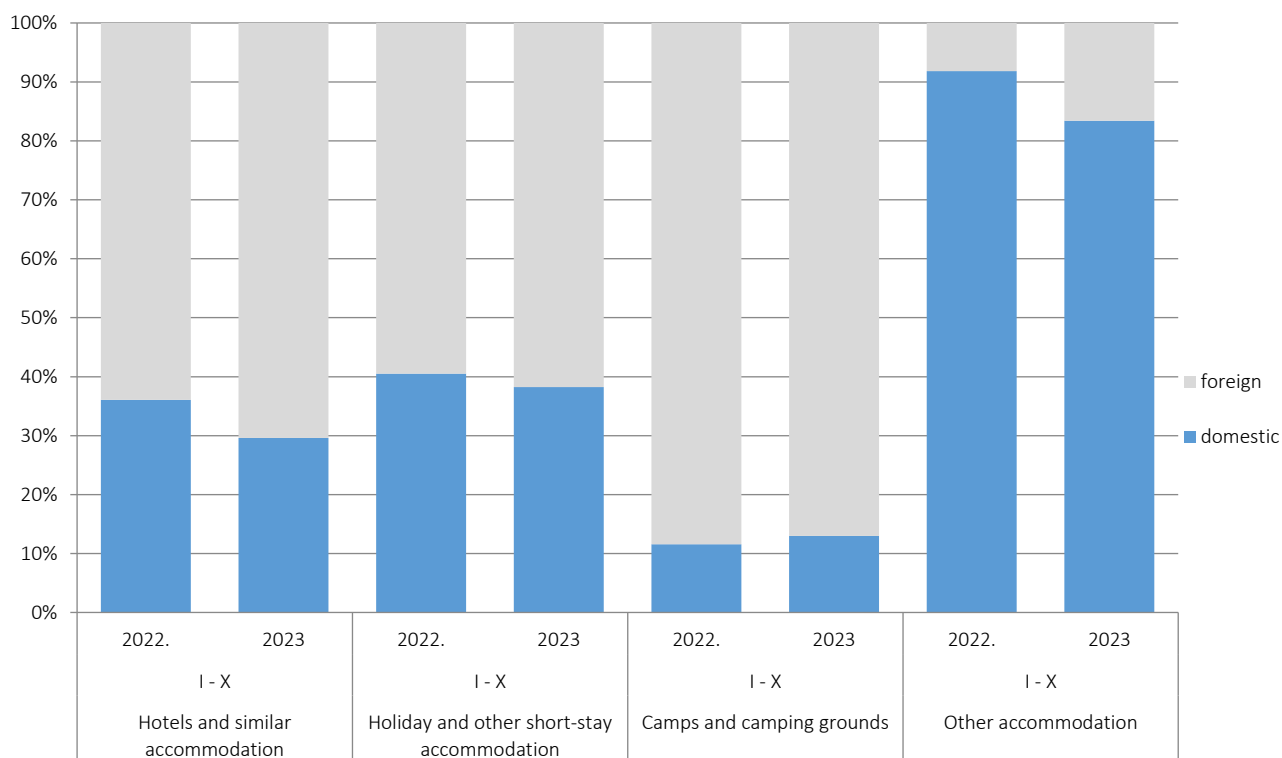


Table 3: Tourist arrivals and overnight stays according to the Classification of Economic Activities ¹⁾

	Arrivals			Nights			I - X 2023
	I - X 2022*	I - X 2023	Indices $\frac{I - X 2023}{I - X 2022}$	I - X 2022*	I - X 2023	Indices $\frac{I - X 2023}{I - X 2022}$	Structure of nights %
Total	1.277.972	1.516.385	118,7	2.815.736	3.223.913	114,5	100,0
Hotels and similar accommodation	1.223.154	1.454.711	118,9	2.634.054	3.037.744	115,3	94,2
Holiday and other short-stay accommodation	34.430	38.972	113,2	88.149	95.478	108,3	3,0
Camps and camping grounds	13.130	15.567	118,6	23.563	28.147	119,5	0,9
Other accommodation	7.258	7.135	98,3	69.970	62.544	89,4	1,9
Domestic tourist	474.990	457.919	96,4	1.052.097	991.115	94,2	30,7
Hotels and similar accommodation	450.440	432.634	96,0	949.403	898.804	94,7	27,9
Holiday and other short-stay accommodation	16.921	17.409	102,9	35.701	36.487	102,2	1,1
Camps and camping grounds	1.463	2.293	156,7	2.730	3.658	134,0	0,1
Other accommodation	6.166	5.583	90,5	64.263	52.166	81,2	1,6
Foreign tourist	802.982	1.058.466	131,8	1.763.639	2.232.798	126,6	69,3
Hotels and similar accommodation	772.714	1.022.077	132,3	1.684.651	2.138.940	127,0	66,3
Holiday and other short-stay accommodation	17.509	21.563	123,2	52.448	58.991	112,5	1,8
Camps and camping grounds	11.667	13.274	113,8	20.833	24.489	117,5	0,8
Other accommodation	1.092	1.552	142,1	5.707	10.378	181,8	0,3

¹⁾The Classification of Economic Activities of BiH 2010

*final data

Methodology

The purpose of the statistical survey

The purpose of the statistical survey is to monitor the tourist activity realised in commercial accommodation establishments and to provide internationally comparable BiH's tourism statistics in accordance with current EU Regulations for tourism statistics.

Observation units

Observation units are all business entities /legal units that are, by their main activity, registered in accommodation activity (division 55, KD BiH 2010), persons as well as households that rent accommodation establishments to tourists. For the purpose of the survey, the Classification of Activities in Bosnia and Herzegovina - KD BiH 2010 was used, and it is fully compliant with the European Classification of Economic Activities - NACE Rev. 2.

Coverage

Reporting units are all business entities (enterprises, craftsmen, cooperatives, institutions, associations, etc.) and their constituent units that are registered according to KD BiH 2010 under section: 55.1 (hotels and similar accommodation), 55.2 (holiday and other short - stay accommodation), 55.3 (camps and camping grounds), 55.9 (other uncategorised accommodation), health care institutions in which persons themselves bear the fee for medical rehabilitation or their stay: business entities that deal with the mediation of accommodation of guests in: households, houses, camps, apartments, and rooms that are directly rented by private persons/households. The survey covers the entire territory of Bosnia and Herzegovina.

Source and methods of data collection

Data on tourist turnover (number of tourist arrivals and tourist nights) is collected from the regular monthly report (TU-11 form). Reports are usually made on the basis of reception records in guest books for entities and their parts engaged in organising and arranging tourists.

Definitions

Tourism means the activity of visitors taking a trip to a main destination outside their usual environment for less than a year for leisure, business, or other personal purposes other than to be employed by a resident entity in the place visited.

A tourist is every person who, outside his place of permanent residence, spends one night in a hotel or some other accommodation facility for reasons of rest, recreation, health, study, sport, religion, family, business, public tasks, or meeting

A residence is a place where a person comes with the intention of staying permanently.

A domestic tourist is a person with permanent residence in the BiH who spends at least one night in a hotel or other accommodation establishment outside their place of residence.

A foreign tourist is every person with permanent residence outside in BiH who temporarily resides in BiH and who spends at least one night in a hotel or other accommodation establishment.

Symbols

- no occurrence

0,0 value not zero but less than 0,05

Published by the Agency for Statistics of the Bosnia and Herzegovina, 71000 Sarajevo, Zelenih beretki 26

Phone: +387 (33) 911 911 | Telefax: +387 (33) 220 622

E-mail: bhas@bhas.gov.ba | Web site: www.bhas.gov.ba

Responsible persons:

Velimir Jukić, Assistant Director of Business Statistics

Vesna Čužić, Director

Prepared by: Azra Bander Demirović and Mirza Agić



Please consider the environment before printing this document.