



# FIRST RELEASE



You are required to specify a data source when allowed in your product or application.

YEAR X

SARAJEVO, 28.06.2024

NUMBER 1

## TRANSPORT

### Road cross-border traffic of freight motor vehicles and goods<sup>1</sup> First 2024

The total border traffic at the entrance to Bosnia and Herzegovina in the first quarter of 2024 amounted to slightly more than 59.1 thousand freight motor vehicles. The number of freight motor vehicles at the entrance during the first quarter of 2024 is higher by 12.8% compared to the same period last year. Compared to the same quarter of the previous year, the number of domestic vehicles increased by 25.4% while the number of foreign vehicles lower by 1.1%.

In the structure of road border traffic at the entrance, domestic freight motor vehicles participate with 58.3% and foreign freight motor vehicles with 41.7%.

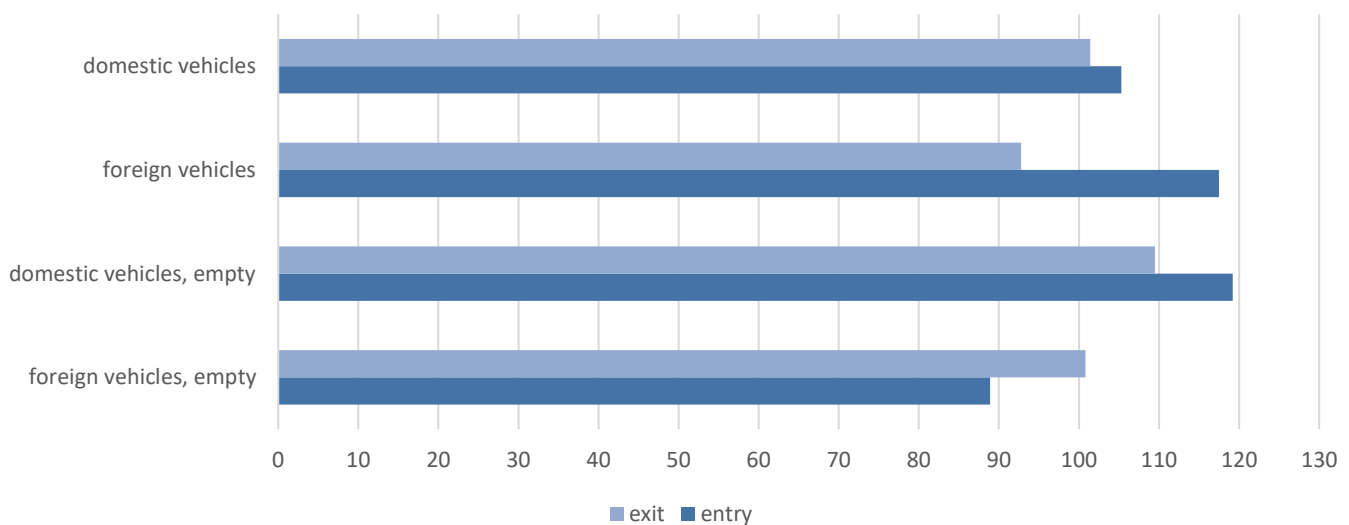
The largest number of vehicles in BiH entered through border crossings with Croatia 60.5%, followed by border crossings with Serbia 24.9% and Montenegro 14.6%.

At the exit of Bosnia and Herzegovina, number of freight motor vehicles is higher by 47.9% compared to the same period in 2023. The number of vehicles with domestic registration at the exit is higher by 57.9%, while in the same period the exit of vehicles with foreign registration is increased by 29.5%.

In road cross-border traffic, there were in total amount 1296 thousand tonnes of goods that exit the country in the first quarter of 2024 that is for 119,3% higher than in the first quarter of the previous year.

At the exit, the largest number of freight vehicles was registered through border crossings with Croatia 67.1%, followed by Serbia 29.9% and Montenegro 3.1%.

**Graph 1: Road cross-border traffic of freight motor vehicles, 1<sup>st</sup> quarter 2024/ 1<sup>st</sup> quarter 2023**



<sup>1</sup> Indirect Taxation Authority of BiH

### T.1. Road cross- border traffic of freight motor vehicles and goods

Vehicle's registration	Entry			Exit		
	1 <sup>st</sup> quarter 2023	1 <sup>st</sup> quarter 2024	Index $\frac{I\ 2024}{I\ 2023}$	1 <sup>st</sup> quarter 2023	1 <sup>st</sup> quarter 2024	Index $\frac{I\ 2024}{I\ 2023}$
<b>Freight vehicles TOTAL</b>	52429	59150	112,8	63829	94429	147,9
domestic	27483	34467	125,4	41485	65502	157,9
foreign	24946	24683	98,9	22344	28927	129,5
Freight vehicles Import/export	4648	7866	169,2	24304	52397	215,6
domestic	2651	5076	191,5	16076	37691	234,5
foreign	1997	2790	139,7	8228	14706	178,7
Freight vehicles Transit	6684	7673	114,8	285	283	99,3
domestic	1460	1537	105,3	216	219	101,4
foreign	5224	6136	117,5	69	64	92,8
Empty freight vehicles	41097	43611	106,1	39240	41749	106,4
domestic	23372	27854	119,2	25193	27592	109,5
foreign	17725	15757	88,9	14047	14157	100,8
Goods, '000t	655	766	116,8	591	1296	219,3
domestic	443	500	112,8	384	913	237,6
foreign	212	265	125,1	207	384	185,4
In freight vehicles Import/export	62	121	194,3	589	1294	219,8
domestic	36	82	224,7	382	911	238,2
foreign	26	39	151,6	206	383	185,6
In freight vehicles Transit, '000t	593	645	108,7	3	3	111,2
domestic	407	419	102,9	2	2	105,6
foreign	186	226	121,4	1	1	124,8

### T.2. Road cross-border traffic of freight motor vehicles by directions, 1<sup>st</sup> quarter 2024

Vehicle's registration	Entry			Exit		
	Loaded freight motor vehicles	Empty freight vehicles	Goods in freight vehicles, t	Loaded freight motor vehicles	Empty freight vehicles	Goods in freight vehicles, t
<b>TOTAL</b>	<b>15539</b>	<b>43611</b>	<b>765583</b>	<b>52680</b>	<b>41749</b>	<b>1296497</b>
Across Bosnia and Herzegovina- Croatia border	10561	25232	516992	39626	23713	952906
Across Bosnia and Herzegovina- Serbia border	3541	11165	189462	10779	17425	293480
Across Bosnia and Herzegovina- Montenegro border	1437	7214	59129	2275	611	50110

### T.3. Road cross- border traffic of goods in freight motor vehicles, by directions and border crossings

	Goods in freight vehicles, t			
	Entry		Exit	
	1 <sup>st</sup> quarter 2023	1 <sup>st</sup> quarter 2024	1 <sup>st</sup> quarter 2023	1 <sup>st</sup> quarter 2024
<b>Total</b>	<b>655441</b>	<b>765583</b>	<b>591155</b>	<b>1296497</b>
<b>Across Bosnia and Herzegovina- Croatia border</b>	<b>457686</b>	<b>516992</b>	<b>399486</b>	<b>952906</b>
Bijača	27242	28813	5164	21207
Brčko	674	955	5	6
Bosanski Brod	65276	83710	55510	83725
Gorica	88037	115164	7027	11689
Gradina	27143	33046	10181	62193
Gradiška	116858	87706	31795	183021
Hukića Brdo	17540	40959	259	319
Izačić	4745	9562	6592	30585
Kamensko	76675	72289	11404	57254
Orašje	14122	20420	120261	184493
Šamac	10742	12759	114252	199219
Strmica	63	7	1469	17713
Doljani	0	0	0	0
Donji Svilaj	8568	11602	35566	101482
Ivanjica	1	0	1	0
<b>Across Bosnia and Herzegovina- Serbia border</b>	<b>117248</b>	<b>189462</b>	<b>177597</b>	<b>293481</b>
Karakaj	19481	28125	54703	81658
Pavlovića Most	12783	32586	100948	98980
Rača	32135	73157	15139	31774
Uvac	1316	1536	2996	2802
Vardište	51532	53424	3811	78264
Bratunac – Novi Most	1	634	1	3
<b>Across Bosnia and Herzegovina- Montenegro border</b>	<b>80508</b>	<b>59129</b>	<b>14071</b>	<b>50110</b>
Deluša	60893	39634	12626	47535
Hum	3	4	19	13
Klobuk	19586	19118	1425	1996
Metaljka	26	373	1	565

**T.4. Road cross - border traffic of freight motor vehicles, by directions and border crossings at the entrance to BiH**

	1 <sup>st</sup> quarter 2023		1 <sup>st</sup> quarter 2024	
	Loaded freight vehicles	Empty freight vehicles	Loaded freight vehicles	Empty freight vehicles
<b>Total</b>	<b>11332</b>	<b>41097</b>	<b>15539</b>	<b>43611</b>
<b>Across Bosnia and Herzegovina- Croatia border</b>	<b>7561</b>	<b>19715</b>	<b>10561</b>	<b>25232</b>
Bijača	529	1305	562	1672
Brčko	324	0	372	0
Bosanski Brod	899	0	1397	0
Gorica	953	119	1315	395
Gradina	533	1227	578	2300
Gradiška	1532	489	2011	2049
Hukića Brdo	395	996	451	158
Izačić	232	586	316	573
Kamensko	1104	1620	2157	1702
Orašje	543	6214	672	6724
Šamac	289	2987	405	4396
Strmica	3	310	8	680
Doljani	0	0	0	0
Donji Svilaj	207	3688	309	4368
Ivanjica	18	100	8	144
Osoje	0	74	0	71
<b>Across Bosnia and Herzegovina- Serbia border</b>	<b>2338</b>	<b>15522</b>	<b>3541</b>	<b>11165</b>
Karakaj	488	3542	765	4047
Pavlovića Most	376	8527	660	5410
Rača	750	584	1312	638
Uvac	122	585	163	271
Vardište	596	1546	604	47
Bratunac	0	0	0	0
Bratunac- Novi Most	6	626	37	673
Skelani	0	112	0	79
<b>Across Bosnia and Herzegovina- Montenegro border</b>	<b>1433</b>	<b>5860</b>	<b>1437</b>	<b>7214</b>
Deluša	1146	4451	1024	5356
Hum	27	109	38	110
Klobuk	253	1190	342	1600
Metaljka	7	110	33	148

**T.5.Road cross – border traffic of freight motor vehicles, by directions and border crossings at the exit to BiH**

	1 <sup>st</sup> quarter 2023		1 <sup>st</sup> quarter 2024	
	Loaded freight vehicles	Empty freight vehicles	Loaded freight vehicles	Empty freight vehicles
<b>Total</b>	<b>24589</b>	<b>39240</b>	<b>52680</b>	<b>41749</b>
<b>Across Bosnia and Herzegovina- Croatia border</b>	<b>17116</b>	<b>22107</b>	<b>39626</b>	<b>23713</b>
Bijača	364	10283	1029	12201
Brčko	13	0	13	0
Bosanski Brod	2436	0	3759	0
Gorica	368	73	676	557
Gradina	496	1078	2560	1545
Gradiška	1643	1993	7744	1152
Hukića Brdo	89	1470	121	80
Izačić	339	1781	1390	2690
Kamensko	576	0	2534	0
Orašje	4737	3033	7119	2819
Šamac	4488	858	7780	1643
Strmica	69	24	749	39
Ivanjica	15	15	6	18
Osoje	0	117	0	245
Donji Svilaj	1483	1382	4146	724
<b>Across Bosnia and Herzegovina- Serbia border</b>	<b>6727</b>	<b>15646</b>	<b>10779</b>	<b>17425</b>
Karakaj	2360	6067	3818	7055
Pavlovića Most	3209	2835	2742	4717
Rača	765	4740	1483	5115
Uvac	142	107	144	63
Vardište	246	1459	2576	0
Bratunac	0	0	0	0
Bratunac- Novi Most	5	370	16	407
Skelani	0	68	0	68
<b>Across Bosnia and Herzegovina- Montenegro border</b>	<b>746</b>	<b>1487</b>	<b>2275</b>	<b>611</b>
Deluša	593	1205	2043	328
Hum	41	13	46	17
Klobuk	106	261	148	249
Metaljka	6	8	38	17

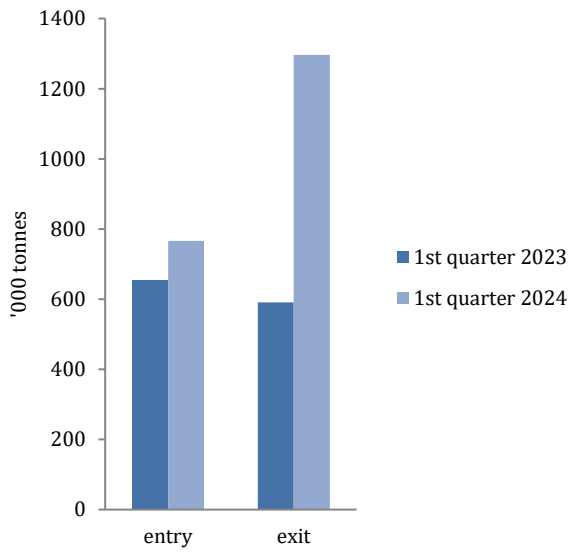
**T.6. Road cross-border traffic of goods in freight motor vehicles (entry), by country of registration**

Country of registration	1 <sup>st</sup> quarter 2023		1 <sup>st</sup> quarter 2024	
	Number of loaded vehicles	Tonnes of goods	Number of loaded vehicles	Tonnes of goods
<b>Total</b>	<b>11332</b>	<b>655441</b>	<b>15539</b>	<b>765583</b>
Bosnia and Herzegovina	4111	443315	6613	500246
Foreign countries	7221	212126	8926	265337
Albania	89	1655	79	1757
Andorra	10	10	18	13
Austria	274	2227	325	2616
Bahrain	1	0	3	0
Belgium	32	117	50	189
Bulgaria	98	1745	162	28412
Montenegro	1214	75698	1301	61679
Czech Republic	52	395	73	733
Denmark	29	142	45	210
Finland	10	18	20	47
France	85	297	117	297
Greece	1	23	7	40
Netherlands	179	1013	195	722
Croatia	1126	29134	1290	33720
Iran	37	811	40	901
Italy	83	369	83	297
Lithuania	5	43	6	53
Luxembourg	7	11	28	86
Hungary	122	751	163	934
North Macedonia	177	3553	479	12567
Moldova	5	92	9	151
Norway	76	227	105	411
Germany	587	4488	711	6608
Poland	139	1769	141	1903
Romania	40	348	32	164
Russia Federation	1	1	2	28
USA	11	29	14	34
Slovakia	31	250	41	274
Slovenia	715	19847	901	31403
Serbia	1106	48638	1543	55282
Spain	3	7	3	7
Sweden	144	427	134	367
Switzerland	374	1422	475	2104
Turkey	243	15166	232	18733
Ukraine	37	819	45	916
United Kingdom	4	5	10	128
Other countries	74	579	44	1551

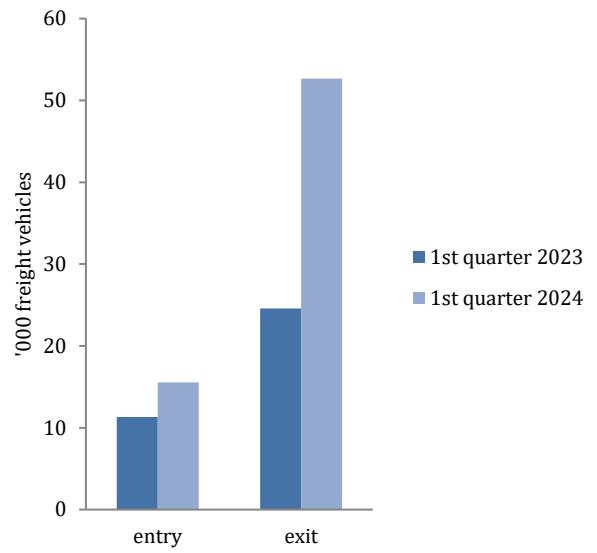
**T.7. Road cross-border traffic of goods in freight motor vehicles (exit), by country of registration**

Country of registration	1 <sup>st</sup> quarter 2023		1 <sup>st</sup> quarter 2024	
	Number of loaded vehicles	Tonnes of goods	Number of loaded vehicles	Tonnes of goods
<b>Total</b>	<b>24589</b>	<b>591155</b>	<b>52680</b>	<b>1296497</b>
Bosnia and Herzegovina	16292	384176	37910	912781
Foreign countries	8297	206978	14770	383716
Albania	11	188	24	540
Andorra	11	5	13	3
Austria	37	437	19	95
Bahrain	3	24	3	0
Belgium	0	0	1	25
Bulgaria	57	1052	99	2261
Montenegro	320	7318	1059	24729
Czech Republic	5	15	4	73
Finland	1	0	0	0
France	1	0	1	1
Greece	1	25	0	0
Netherlands	3	5	1	2
Croatia	2896	65973	5849	140778
Iran	5	78	6	109
Italy	11	31	7	2
Lithuania	9	220	23	558
Luxembourg	0	0	1	2
Hungary	8	99	42	900
North Macedonia	22	444	54	1255
Moldova	0	0	1	25
Norway	0	0	1	1
Germany	50	78	69	139
Poland	21	356	66	1527
Romania	0	0	1	0
Russia Federation	0	0	1	22
USA	1	2	0	0
Slovenia	302	5609	525	10742
Serbia	4472	124207	6797	197882
Spain	0	0	3	56
Sweden	0	0	1	2
Switzerland	6	3	4	4
Turkey	2	18	1	0
Ukraine	8	177	0	0
Other countries	34	616	94	1983

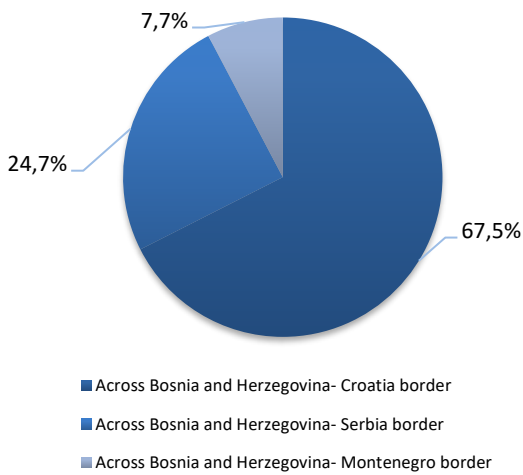
**Graph 2: Road cross-border traffic of freight, entry and exit**



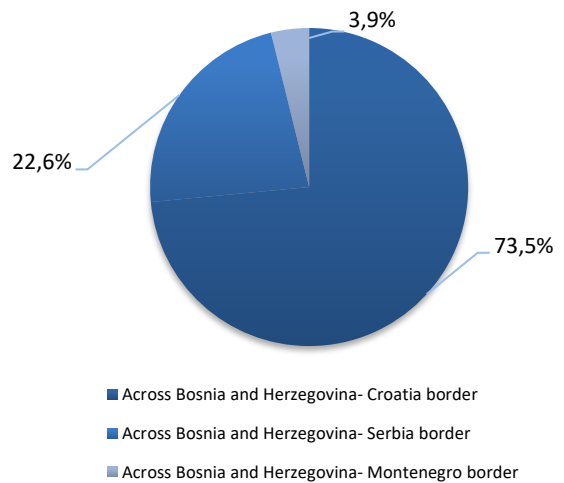
**Graph 3: Road cross-border traffic of loaded freight motor vehicles, entry and exit**



**Graph 4: Cross- border traffic of freight at the entrance to BiH**



**Graph 5. Cross- border traffic of freight at the exit to BiH**





## NOTES OF METODOLOGY

### Source and methods of data collection

The purpose of the research is to gather information on the work of transfer companies and gather information on the temporary import, temporary export, transit, the number of vehicles at the exit international road transport at the door, international road transport at the exit. Data on cross-border traffic of freight motor vehicles cover all border crossings where there are customs offices. Data for cross-border traffic of freight vehicles and goods Agency for Statistics of BiH has taken from the Indirect Taxation Authority BiH. Data includes all freight road vehicles and goods crossing the border and entering or exiting the Bosnia and Herzegovina. Freight motor vehicles are grouped according to a country of registration and monitored according to the directions of movement and border crossings.

### DEFINITION

Border crossing is a place intended for crossing the state border. Border crossings are international, interstate or local ones. They may be road, railway, air, maritime crossings or crossings on inland waterways.

Border crossings for the international traffic are intended for a cross-border traffic of citizens of the Bosnia and Herzegovina and citizens of other countries.

Border crossings for the local traffic are intended for a cross-border traffic of citizens from a certain area of the Bosnia and Herzegovina and a certain area of the neighbouring country according to the international agreement

Goods in entry are goods that entered the customs territory of the Bosnia and Herzegovina, while goods in exit are goods that exited from the customs territory of the Bosnia and Herzegovina.

Freight vehicle is a motor vehicle used for the transport of goods, which is recorded by the Customs Authority in the entry to the customs territory of the Bosnia and Herzegovina or in the exit from the customs territory of Bosnia and Herzegovina

Transit means the transport of goods from the customs territory of one part to another office in the same territory, in accordance with the conditions provided for by national laws and regulations of that country

### ABBREVIATIONS

t                      tonne  
'000 t                '000 tonnes

### STATISTICAL SIGNS

...                    data are not available

Published by the Agency for Statistics of the Bosnia and Herzegovina, 71000 Sarajevo, Zelenih beretki 26

Phone: +387 (33) 911 911 | Telefax: +387 (33) 220 622

E-mail: [bhas@bhas.gov.ba](mailto:bhas@bhas.gov.ba) | Web site: [www.bhas.gov.ba](http://www.bhas.gov.ba)

Responsible persons:

Alen Bajramović, Head of Department for Services Statistics

Vesna Čužić, Director

Prepared by: Emina Mehanović



Please consider the environment before printing this document.