



FIRST RELEASE



You are required to specify a data source when allowed in your product or application.

YEAR X

SARAJEVO, 30/09/2024

NUMBER 2

TRANSPORT

Road cross-border traffic of freight motor vehicles and goods¹, second quarter 2024

The total border traffic at the entrance to Bosnia and Herzegovina in the second quarter of 2024 amounted to slightly more than 62.6 thousand freight motor vehicles. The number of freight motor vehicles at the entrance during the second quarter of 2024 is higher by 3.2% compared to the same period last year. Compared to the same quarter of the previous year, the number of domestic vehicles increased by 2.8% while the number of foreign vehicles higher by 3.8%.

In the structure of road border traffic at the entrance, domestic freight motor vehicles participate with 60.3% and foreign freight motor vehicles with 39.7%.

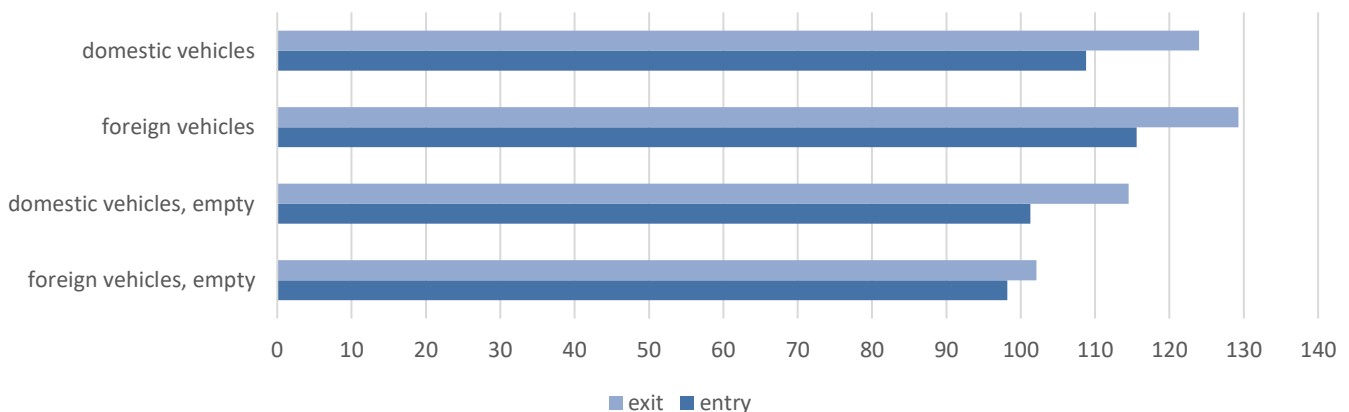
The largest number of vehicles in BiH entered through border crossings with Croatia 64.7%, followed by border crossings with Serbia 20.1% and Montenegro 15.2%.

At the exit of Bosnia and Herzegovina, number of freight motor vehicles is higher by 18.1% compared to the same period in 2023. The number of vehicles with domestic registration at the exit is higher by 19.7%, while in the same period the exit of vehicles with foreign registration is increased by 13.9%.

In road cross-border traffic, there were in total amount 1318 thousand tonnes of goods that exit the country in the second quarter of 2024 that is for 23.1% higher than in the second quarter of the previous year.

At the exit, the largest number of freight vehicles was registered through border crossings with Croatia 72.4%, followed by Serbia 24.2% and Montenegro 3.4%.

Graph 1: Road cross-border traffic of freight motor vehicles, 2nd quarter 2024/ 2nd quarter 2023



¹ Indirect Taxation Authority of BiH

T.1. Road cross- border traffic of freight motor vehicles and goods

Vehicle's registration	Entry			Exit		
	2 nd quarter 2023	2 nd quarter 2024	Index $\frac{\text{II 2024}}{\text{II 2023}}$	2 nd quarter 2023	2 nd quarter 2024	Index $\frac{\text{II 2024}}{\text{II 2023}}$
Freight vehicles TOTAL	60678	62615	103,2	85238	100631	118,1
domestic	36756	37784	102,8	60906	72929	119,7
foreign	23922	24831	103,8	24332	27702	113,9
Freight vehicles Import/export	9259	10280	111,0	44915	56253	125,2
domestic	6229	6778	108,8	34374	42623	124,0
foreign	3030	3502	115,6	10541	13630	129,3
Freight vehicles Transit	7402	8193	110,7	376	350	93,1
domestic	1505	1595	106,0	278	254	91,4
foreign	5897	6598	111,9	98	96	98,0
Empty freight vehicles	44017	44142	100,3	39947	44028	110,2
domestic	29022	29411	101,3	26254	30052	114,5
foreign	14995	14731	98,2	13693	13976	102,1
Goods, '000t	1357	1892	139,4	1070	1318	123,1
domestic	973	1593	163,7	826	1014	122,8
foreign	384	299	77,8	245	304	124,2
In freight vehicles Import/export	137	159	116,6	1067	1313	123,1
domestic	100	116	115,5	823	1011	122,9
foreign	36	43	119,7	244	302	123,9
In freight vehicles Transit, '000t	1221	1732	141,9	4	4	113,5
domestic	873	1477	169,2	3	2	82,2
foreign	348	255	73,4	1	2	201,5

T.2. Road cross-border traffic of freight motor vehicles by directions, 2nd quarter 2024

Vehicle's registration	Entry			Exit		
	Loaded freight motor vehicles	Empty freight vehicles	Transported goods, in tonnes	Loaded freight motor vehicles	Empty freight vehicles	Transported goods, in tonnes
TOTAL	18473	44142	1891540	56603	44028	1317550
Across Bosnia and Herzegovina- Croatia border	12852	27664	1599232	45927	26967	1097161
Across Bosnia and Herzegovina- Serbia border	4139	8425	222712	8224	16097	168492
Across Bosnia and Herzegovina- Montenegro border	1482	8053	69596	2452	964	51896

T.3. Road cross- border traffic of goods in freight motor vehicles, by directions and border crossings

	Transported goods, in tonnes			
	Entry		Exit	
	2 nd quarter 2023	2 nd quarter 2024	2 nd quarter 2023	2 nd quarter 2024
Total	1357267	1891540	1070459	1317550
Across Bosnia and Herzegovina- Croatia border	1108386	1599232	854941	1097161
Bijača	32051	28617	15259	18150
Brčko	772	926	9	8
Bosanski Brod	316698	95457	96986	101199
Gorica	110427	122543	16821	16228
Gradina	276176	34674	28877	72715
Gradiška	216391	1140610	136756	185927
Hukića Brdo	25643	23742	567	427
Izačić	8879	13470	27911	45703
Kamensko	78924	84669	43370	81270
Orašje	19275	22508	188604	197676
Šamac	12608	15010	205968	234244
Strmica	8	30	13427	19209
Doljani	0	0	0	0
Donji Svilaj	10531	16973	80384	124404
Ivanjica	3	2	3	2
Across Bosnia and Herzegovina- Serbia border	157989	222712	177906	168492
Karakaj	21513	2571	70983	8599
Pavlovića Most	16707	69136	57104	42089
Rača	27041	68003	33860	67054
Uvac	1436	1348	7302	2969
Vardište	91285	68625	8650	23962
Bratunac – Novi Most	7	13029	7	23818
Across Bosnia and Herzegovina- Montenegro border	90892	69596	37612	51896
Deluša	58089	39957	32458	49156
Hum	32	21	44	42
Klobuk	31907	29317	4810	1800
Metaljka	864	301	300	899

T.4. Road cross - border traffic of freight motor vehicles, by directions and border crossings at the entrance to BiH

	2 nd quarter 2023		2 nd quarter 2024	
	Loaded freight vehicles	Empty freight vehicles	Loaded freight vehicles	Empty freight vehicles
Total	16661	44017	18473	44142
Across Bosnia and Herzegovina- Croatia border	11372	26724	12852	27664
Bijača	711	1452	709	1696
Brčko	364	0	353	0
Bosanski Brod	1503	0	1872	0
Gorica	1388	33	1519	474
Gradina	636	1418	667	2612
Gradiška	1954	2934	2234	1364
Hukića Brdo	470	790	536	141
Izačić	336	730	408	460
Kamensko	2583	2000	2850	2283
Orašje	775	7183	781	7253
Šamac	351	4742	478	5696
Strmica	16	464	9	871
Doljani	0	0	0	0
Donji Svilaj	276	4789	427	4621
Ivanjica	9	154	9	107
Osoje	0	35	0	86
Across Bosnia and Herzegovina- Serbia border	3155	10454	4139	8425
Karakaj	524	2972	348	489
Pavlovića Most	459	4498	952	4859
Rača	1315	612	1650	517
Uvac	160	666	179	225
Vardište	688	1051	714	4
Bratunac	0	0	0	0
Bratunac- Novi Most	9	544	296	2191
Skelani	0	111	0	140
Across Bosnia and Herzegovina- Montenegro border	2134	6839	1482	8053
Deluša	1688	5205	1046	5982
Hum	67	151	73	184
Klobuk	337	1270	340	1682
Metaljka	42	213	23	205

T.5.Road cross – border traffic of freight motor vehicles, by directions and border crossings at the exit to BiH

	2 nd quarter 2023		2 nd quarter 2024	
	Loaded freight vehicles	Empty freight vehicles	Loaded freight vehicles	Empty freight vehicles
Total	45291	39947	56603	44028
Across Bosnia and Herzegovina- Croatia border	36022	20594	45927	26967
Bijača	869	10631	1033	13703
Brčko	25	0	29	0
Bosanski Brod	4231	0	4456	0
Gorica	847	26	884	462
Gradina	1303	949	3003	2414
Gradiška	6035	1037	8025	1267
Hukića Brdo	144	1192	123	84
Izačić	1269	2124	2100	3305
Kamensko	2043	0	3557	0
Orašje	7424	2759	7624	3265
Šamac	7996	935	9158	1511
Strmica	583	50	837	105
Ivanjica	9	10	8	10
Osoje	0	40	0	530
Donji Svilaj	3244	841	5090	311
Across Bosnia and Herzegovina- Serbia border	7441	17619	8224	16097
Karakaj	3120	6645	549	1307
Pavlovića Most	1856	3712	1984	7430
Rača	1622	5521	2997	4923
Uvac	319	88	158	71
Vardište	514	1089	1263	0
Bratunac	0	0	0	0
Bratunac- Novi Most	10	478	1273	2243
Skelani	0	86	0	123
Across Bosnia and Herzegovina- Montenegro border	1828	1734	2452	964
Deluša	1461	1316	2144	555
Hum	72	31	86	19
Klobuk	269	370	177	357
Metaljka	26	17	45	33

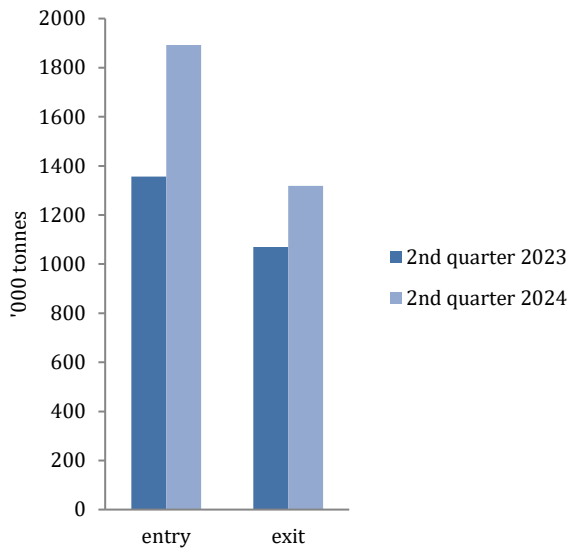
T.6. Road cross-border traffic of goods in freight motor vehicles (entry), by country of registration

Country of registration	2 nd quarter 2023		2 nd quarter 2024	
	Number of loaded vehicles	Transported goods, in tonnes	Number of loaded vehicles	Transported goods, in tonnes
Total	16661	1357267	18473	1891540
Bosnia and Herzegovina	7734	973353	8373	1593040
Foreign countries	8927	383914	10100	298501
Albania	103	1972	73	1721
Andorra	16	2	42	45
Austria	341	2651	368	4372
Bahrain	4	1	3	0
Belgium	42	114	61	127
Belarus	0	0	1	16
Bulgaria	108	1758	159	30177
Montenegro	1626	75729	1429	72909
Czech Republic	53	397	64	725
Denmark	37	216	60	233
Finland	11	44	31	85
France	108	356	107	380
Greece	1	0	6	33
Netherlands	222	757	201	783
Croatia	1416	37059	1526	36240
Iran	20	434	17	382
Italy	105	397	105	398
Lithuania	11	231	17	337
Luxembourg	4	11	19	41
Hungary	174	889	240	1557
North Macedonia	192	4043	506	13361
Moldova	7	91	8	180
Norway	132	383	112	241
Germany	652	5698	729	6287
Poland	156	1645	173	2369
Romania	42	379	32	195
Russia Federation	3	2	6	11
USA	19	44	17	28
Slovakia	30	300	53	453
Slovenia	783	168814	999	33286
Serbia	1538	55702	1903	66856
Spain	7	20	6	48
Sweden	181	630	176	441
Switzerland	433	1795	535	2304
Turkey	237	19774	214	20631
Ukraine	50	1192	44	1034
United Kingdom	7	34	4	12
Other countries	56	349	54	203

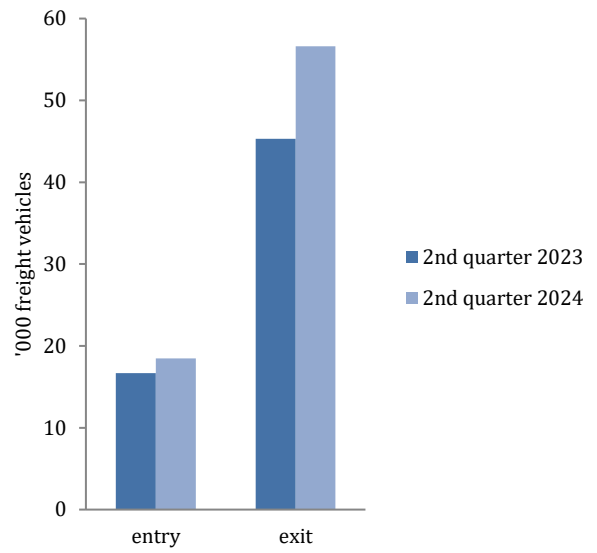
T.7. Road cross-border traffic of goods in freight motor vehicles (exit), by country of registration

Country of registration	2 nd quarter 2023		2 nd quarter 2024	
	Number of loaded vehicles	Transported goods, in tonnes	Number of loaded vehicles	Transported goods, in tonnes
Total	45291	1070459	56603	1317550
Bosnia and Herzegovina	34652	825702	42877	1013601
Foreign countries	10639	244757	13726	303949
Albania	12	288	19	443
Andorra	20	65	42	35
Austria	45	490	29	110
Bahrain	4	48	14	273
Belgium	1	1	1	0
Belarus	0	0	0	0
Bulgaria	136	2649	109	2393
Montenegro	773	17279	1132	25922
Czech Republic	6	6	9	47
Denmark	0	0	0	0
Finland	0	0	0	0
France	3	4	3	4
Greece	0	0	1	0
Netherlands	10	31	3	31
Croatia	4673	108030	7153	168777
Iran	8	182	6	79
Italy	12	242	10	3
Lithuania	17	419	25	615
Luxembourg	0	0	0	0
Hungary	14	56	109	2264
North Macedonia	53	949	76	1489
Moldova	0	0	0	0
Norway	1	1	1	2
Germany	74	213	73	79
Poland	94	2146	114	2639
Romania	3	4	1	1
Russia Federation	2	1	6	11
USA	0	0	1	2
Slovakia	4	72	5	73
Slovenia	543	10473	651	14164
Serbia	3921	96785	3924	80544
Spain	1	0	1	0
Sweden	0	0	0	0
Switzerland	5	8	5	28
Turkey	4	41	12	191
Ukraine	7	158	0	0
United Kingdom	2	2	1	4
Other countries	191	4114	190	3724

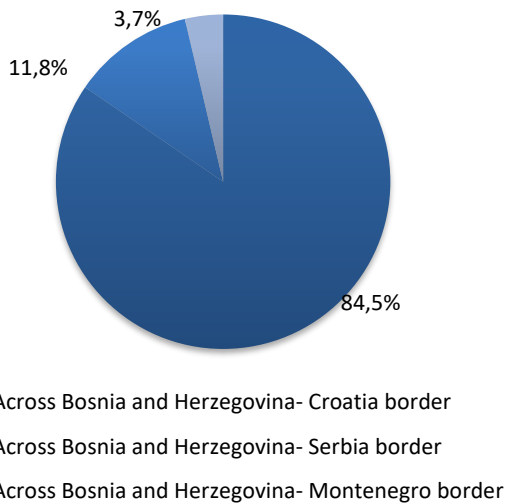
Graph 2: Road cross-border traffic of freight, entry and exit



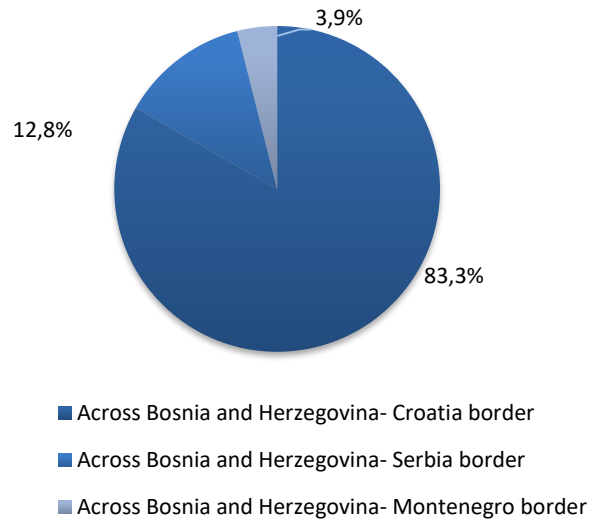
Graph 3: Road cross-border traffic of loaded freight motor vehicles, entry and exit



Graph 4: Cross- border traffic of freight at the entrance to BiH



Graph 5. Cross- border traffic of freight at the exit to BiH



NOTES OF METODOLOGY

Source and methods of data collection

The purpose of the research is to gather information on the work of transfer companies and gather information on the temporary import, temporary export, transit, the number of vehicles at the exit international road transport at the door, international road transport at the exit. Data on cross-border traffic of freight motor vehicles cover all border crossings where there are customs offices. Data for cross-border traffic of freight vehicles and goods Agency for Statistics of BiH has taken from the Indirect Taxation Authority BiH. Data includes all freight road vehicles and goods crossing the border and entering or exiting the Bosnia and Herzegovina. Freight motor vehicles are grouped according to a country of registration and monitored according to the directions of movement and border crossings.

DEFINITION

Border crossing is a place intended for crossing the state border. Border crossings are international, interstate or local ones. They may be road, railway, air, maritime crossings or crossings on inland waterways.

Border crossings for the international traffic are intended for a cross-border traffic of citizens of the Bosnia and Herzegovina and citizens of other countries.

Border crossings for the local traffic are intended for a cross-border traffic of citizens from a certain area of the Bosnia and Herzegovina and a certain area of the neighbouring country according to the international agreement

Goods in entry are goods that entered the customs territory of the Bosnia and Herzegovina, while goods in exit are goods that exited from the customs territory of the Bosnia and Herzegovina.

Freight vehicle is a motor vehicle used for the transport of goods, which is recorded by the Customs Authority in the entry to the customs territory of the Bosnia and Herzegovina or in the exit from the customs territory of Bosnia and Herzegovina

Transit means the transport of goods from the customs territory of one part to another office in the same territory, in accordance with the conditions provided for by national laws and regulations of that country

ABBREVIATIONS

t	tonne
'000 t	'000 tonnes

STATISTICAL SIGNS

... data are not available

Published by the Agency for Statistics of the Bosnia and Herzegovina, 71000 Sarajevo, Zelenih beretki 26

Phone: +387 (33) 911 911 | Telefax: +387 (33) 220 622

E-mail: bhas@bhas.gov.ba | Web site: www.bhas.gov.ba

Responsible persons:

Alen Bajramović, Head of Department for Services Statistics

Vesna Čužić, Director

Prepared by: Emina Mehanović



Please consider the environment before printing this document.