



# FIRST RELEASE



You are required to specify a data source when allowed in your product or application.

YEAR X

SARAJEVO, 30/12/2024

NUMBER 3

## TRANSPORT

### Road cross-border traffic of freight motor vehicles and goods<sup>1</sup>, third quarter 2024

The total border traffic at the entrance to Bosnia and Herzegovina in the third quarter of 2024 amounted to 70 550 freight motor vehicles. The number of freight motor vehicles at the entrance during the third quarter of 2024 is higher by 4.3% compared to the same period last year. Compared to the same quarter of the previous year, the number of domestic vehicles increased by 1.7% while the number of foreign vehicles higher by 7.9%.

In the structure of road border traffic at the entrance, domestic freight motor vehicles participate with 57.5% and foreign freight motor vehicles with 42.5%.

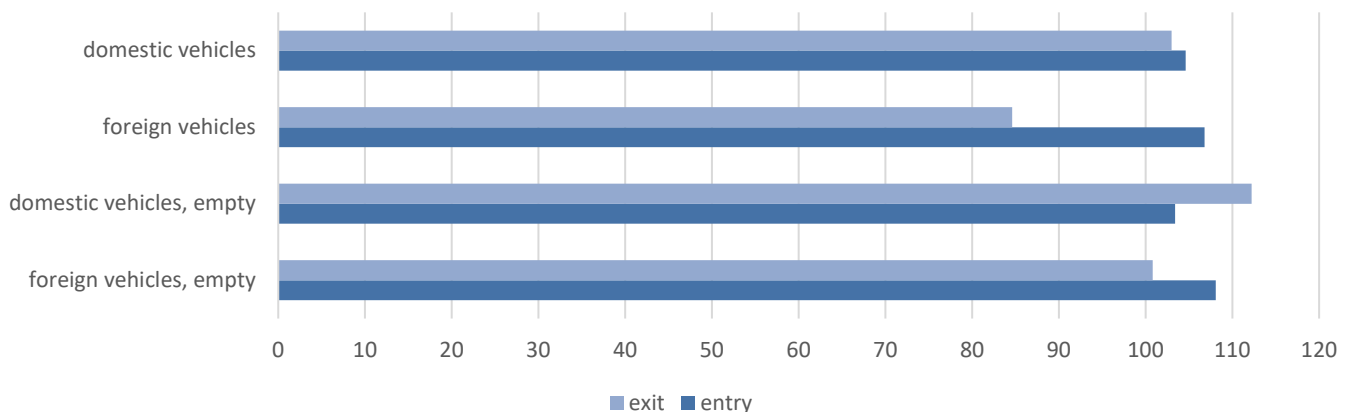
The largest number of vehicles in BiH entered through border crossings with Croatia 57.8%, followed by border crossings with Serbia 28.7% and Montenegro 13.4%.

At the exit of Bosnia and Herzegovina, number of freight motor vehicles is higher by 13.4% compared to the same period in 2023. The number of vehicles with domestic registration at the exit is higher by 9.7%, while in the same period the exit of vehicles with foreign registration is increased by 22.2%.

In road cross-border traffic, there were in total amount 1,83 million tonnes of goods that exit the country in the third quarter of 2024 that is for 23.4% higher than in the third quarter of the previous year.

At the exit, the largest number of freight vehicles was registered through border crossings with Croatia 63.7%, followed by Serbia 33.5% and Montenegro 2.8%.

**Graph 1: Road cross-border traffic of freight motor vehicles, 3<sup>rd</sup> quarter 2024/ 3<sup>rd</sup> quarter 2023**



<sup>1</sup> Indirect Taxation Authority of BiH

### T.1. Road cross- border traffic of freight motor vehicles and goods

Vehicle's registration	Entry			Exit		
	3 <sup>rd</sup> quarter 2023	3 <sup>rd</sup> quarter 2024	Index $\frac{\text{III 2024}}{\text{III 2023}}$	3 <sup>rd</sup> quarter 2023	3 <sup>rd</sup> quarter 2024	Index $\frac{\text{III 2024}}{\text{III 2023}}$
<b>Freight vehicles TOTAL</b>	<b>67673</b>	<b>70550</b>	<b>104,3</b>	<b>103846</b>	<b>117791</b>	<b>113,4</b>
domestic	39865	40540	101,7	73045	80158	109,7
foreign	27808	30010	107,9	30801	37633	122,2
Freight vehicles Import/export	11554	11442	99,0	59930	70232	117,2
domestic	7762	7312	94,2	43752	47327	108,2
foreign	3792	4130	108,9	16178	22905	141,6
Freight vehicles Transit	7592	8074	106,3	341	332	97,4
domestic	1564	1636	104,6	237	244	103,0
foreign	6028	6438	106,8	104	88	84,6
Empty freight vehicles	48527	51034	105,2	43575	47227	108,4
domestic	30539	31592	103,4	29056	32587	112,2
foreign	17988	19442	108,1	14519	14640	100,8
Goods, '000t	782	841	107,5	1486	1833	123,4
domestic	525	554	105,7	1066	1182	110,9
foreign	258	286	111,1	420	651	155,1
In freight vehicles Import/export	191	188	98,8	1483	1830	123,4
domestic	145	133	92,1	1064	1181	111,0
foreign	46	55	119,9	419	649	155,1
In freight vehicles Transit, '000t	592	652	110,3	3	3	106,5
domestic	380	421	110,9	2	2	70,0
foreign	212	231	109,2	1	2	189,9

### T.2. Road cross-border traffic of freight motor vehicles by directions, 3<sup>rd</sup> quarter 2024

Vehicle's registration	Entry			Exit		
	Loaded freight motor vehicles	Empty freight vehicles	Transported goods, in tonnes	Loaded freight motor vehicles	Empty freight vehicles	Transported goods, in tonnes
<b>TOTAL</b>	<b>19516</b>	<b>51034</b>	<b>840796</b>	<b>70563</b>	<b>47227</b>	<b>1833415</b>
Across Bosnia and Herzegovina- Croatia border	13017	27775	541205	47369	27683	1139465
Across Bosnia and Herzegovina- Serbia border	4506	15774	228000	21101	18325	652050
Across Bosnia and Herzegovina- Montenegro border	1993	7485	71590	2093	1219	41900

### T.3. Road cross- border traffic of goods in freight motor vehicles, by directions and border crossings

	Transported goods, in tonnes			
	Entry		Exit	
	3 <sup>rd</sup> quarter 2023	3 <sup>rd</sup> quarter 2024	3 <sup>rd</sup> quarter 2023	3 <sup>rd</sup> quarter 2024
<b>Total</b>	<b>782317</b>	<b>840796</b>	<b>1485924</b>	<b>1833415</b>
<b>Across Bosnia and Herzegovina- Croatia border</b>	<b>535087</b>	<b>541205</b>	<b>1013840</b>	<b>1139465</b>
Bijača	25826	34425	18439	14274
Brčko	810	876	6	6
Bosanski Brod	96589	94624	119274	105979
Gorica	110480	121661	12364	11321
Gradina	30795	28641	50100	82173
Gradiška	80228	65673	151696	190962
Hukića Brdo	27412	39596	944	393
Izačić	17339	17327	37141	47840
Kamensko	101512	90425	61045	64355
Orašje	20876	19362	205779	227814
Šamac	12817	14612	234796	243232
Strmica	3	15	12940	16634
Doljani	0	0	0	0
Donji Svilaj	10402	13967	109315	134479
Ivanjica	0	2	2	3
<b>Across Bosnia and Herzegovina- Serbia border</b>	<b>160953</b>	<b>228000</b>	<b>433785</b>	<b>652050</b>
Karakaj	22978	1472	112234	59
Pavlovića Most	39220	84414	211262	455684
Rača	35109	53475	60766	65538
Uvac	1339	1284	8310	6888
Vardište	62275	73789	41204	97659
Bratunac – Novi Most	32	13566	9	26221
<b>Across Bosnia and Herzegovina- Montenegro border</b>	<b>86277</b>	<b>71590</b>	<b>38299</b>	<b>41900</b>
Deluša	63182	49163	34436	39729
Hum	183	22	41	83
Klobuk	22439	22117	2923	1526
Metaljka	473	288	899	562

**T.4. Road cross - border traffic of freight motor vehicles, by directions and border crossings at the entrance to BiH**

	3 <sup>rd</sup> quarter 2023		3 <sup>rd</sup> quarter 2024	
	Loaded freight vehicles	Empty freight vehicles	Loaded freight vehicles	Empty freight vehicles
<b>Total</b>	<b>19146</b>	<b>48527</b>	<b>19516</b>	<b>51034</b>
<b>Across Bosnia and Herzegovina- Croatia border</b>	<b>13212</b>	<b>26846</b>	<b>13017</b>	<b>27775</b>
Bijača	744	1378	678	1796
Brčko	362	0	365	0
Bosanski Brod	2089	0	1976	0
Gorica	1591	18	1555	239
Gradina	679	1435	664	3283
Gradiška	2031	2664	2060	1406
Hukića Brdo	494	657	561	106
Izačić	478	708	437	443
Kamensko	3224	2668	3044	1642
Orašje	787	6845	802	7791
Šamac	375	5132	479	6016
Strmica	16	433	20	820
Doljani	0	0	0	0
Donji Svilaj	337	4796	369	4127
Ivanjica	5	89	7	79
Osoje	0	23	0	27
<b>Across Bosnia and Herzegovina- Serbia border</b>	<b>3467</b>	<b>14249</b>	<b>4506</b>	<b>15774</b>
Karakaj	600	3596	345	128
Pavlovića Most	562	7954	1151	12473
Rača	1380	528	1812	367
Uvac	192	727	194	178
Vardište	701	657	712	201
Bratunac	0	0	0	0
Bratunac- Novi Most	32	661	292	2257
Skelani	0	126	0	170
<b>Across Bosnia and Herzegovina- Montenegro border</b>	<b>2467</b>	<b>7432</b>	<b>1993</b>	<b>7485</b>
Deluša	1888	4678	1381	5200
Hum	75	177	84	184
Klobuk	460	2304	496	1918
Metaljka	44	273	32	183

**T.5.Road cross – border traffic of freight motor vehicles, by directions and border crossings at the exit to BiH**

	3 <sup>rd</sup> quarter 2023		3 <sup>rd</sup> quarter 2024	
	Loaded freight vehicles	Empty freight vehicles	Loaded freight vehicles	Empty freight vehicles
<b>Total</b>	<b>60271</b>	<b>43575</b>	<b>70563</b>	<b>47227</b>
<b>Across Bosnia and Herzegovina- Croatia border</b>	<b>42767</b>	<b>23504</b>	<b>47369</b>	<b>27683</b>
Bijača	1042	12356	770	14340
Brčko	18	0	18	0
Bosanski Brod	5192	0	4646	0
Gorica	692	31	665	345
Gradina	2173	973	3348	2825
Gradiška	6726	993	8265	511
Hukića Brdo	186	951	152	86
Izačić	1708	2939	2182	3709
Kamensko	2753	0	2864	0
Orašje	8020	2861	8766	3561
Šamac	9166	1191	9491	1502
Strmica	574	59	747	78
Ivanjica	5	19	8	16
Osoje	0	93	0	126
Donji Svilaj	4512	1038	5447	584
<b>Across Bosnia and Herzegovina- Serbia border</b>	<b>15621</b>	<b>18500</b>	<b>21101</b>	<b>18325</b>
Karakaj	4822	6982	174	729
Pavlovića Most	5895	5344	12383	8415
Rača	2760	5254	3002	6119
Uvac	370	78	321	55
Vardište	1746	217	3870	24
Bratunac	0	1	0	0
Bratunac- Novi Most	28	502	1351	2829
Skelani	0	122	0	154
<b>Across Bosnia and Herzegovina- Montenegro border</b>	<b>1883</b>	<b>1571</b>	<b>2093</b>	<b>1219</b>
Deluša	1534	1237	1783	786
Hum	84	23	97	19
Klobuk	204	295	174	348
Metaljka	61	16	39	66

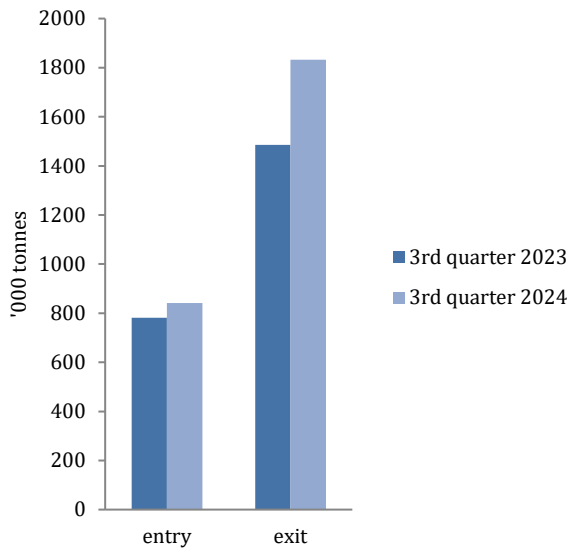
**T.6. Road cross-border traffic of goods in freight motor vehicles (entry), by country of registration**

Country of registration	3 <sup>rd</sup> quarter 2023		3 <sup>rd</sup> quarter 2024	
	Number of loaded vehicles	Transported goods, in tonnes	Number of loaded vehicles	Transported goods, in tonnes
<b>Total</b>	<b>19146</b>	<b>782317</b>	<b>19516</b>	<b>840796</b>
Bosnia and Herzegovina	9326	524634	8948	554457
Foreign countries	9820	257684	10568	286339
Albania	88	1980	70	1487
Andorra	23	57	40	47
Austria	352	3319	373	2894
Bahrain	1	27	0	0
Belgium	52	186	54	143
Belarus	2	22	9	148
Bulgaria	126	4420	148	13442
Montenegro	1815	79452	1725	81048
Czech Republic	61	522	73	671
Denmark	32	94	42	141
Finland	27	88	24	53
France	102	294	103	203
Greece	6	36	5	22
Netherlands	202	955	183	545
Croatia	1636	41030	1611	34736
Iran	13	279	30	629
Italy	93	427	76	274
Lithuania	7	115	9	138
Luxembourg	14	21	22	61
Hungary	180	1243	259	1838
North Macedonia	175	4576	653	17171
Moldova	6	123	12	249
Norway	133	436	106	217
Germany	683	6604	750	6627
Poland	125	1115	143	1836
Romania	56	482	41	277
Russia Federation	0	0	0	0
USA	23	39	25	53
Slovakia	25	207	56	767
Slovenia	862	36722	903	26377
Serbia	1876	54168	2019	70713
Spain	6	3	6	10
Sweden	190	539	154	374
Switzerland	481	1987	546	3731
Turkey	253	15365	201	18681
Ukraine	24	427	28	466
United Kingdom	4	8	7	15
Other countries	66	315	62	254

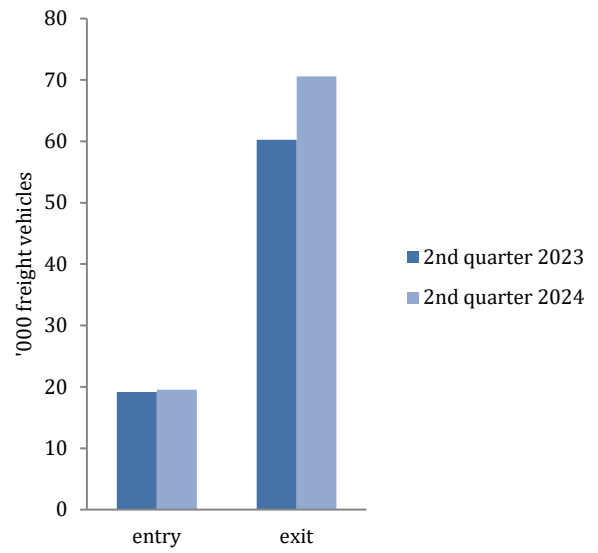
**T.7. Road cross-border traffic of goods in freight motor vehicles (exit), by country of registration**

Country of registration	3 <sup>rd</sup> quarter 2023		3 <sup>rd</sup> quarter 2024	
	Number of loaded vehicles	Transported goods, in tonnes	Number of loaded vehicles	Transported goods, in tonnes
<b>Total</b>	<b>60271</b>	<b>1485924</b>	<b>70563</b>	<b>1833415</b>
Bosnia and Herzegovina	43989	1066362	47570	1182475
Foreign countries	16282	419562	22993	650940
Albania	17	391	14	245
Andorra	19	3	33	70
Austria	43	564	25	156
Bahrain	2	43	6	150
Belgium	2	1	4	25
Belarus	0	0	0	0
Bulgaria	136	2675	121	2701
Montenegro	928	20743	1111	24423
Czech Republic	14	231	7	59
Denmark	0	0	2	21
Finland	0	0	1	0
France	2	3	4	36
Greece	2	0	1	1
Netherlands	9	71	2	3
Croatia	5021	113821	7147	166453
Iran	10	219	17	361
Italy	11	22	6	4
Lithuania	18	443	17	419
Luxembourg	0	0	0	0
Hungary	16	80	68	1604
North Macedonia	85	1923	76	1726
Moldova	0	0	1	20
Norway	0	0	0	0
Germany	87	226	81	357
Poland	152	3722	73	1618
Romania	19	30	5	3
Russia Federation	0	0	1	46
USA	2	2	0	0
Slovakia	0	0	1	2
Slovenia	681	14311	664	14154
Serbia	8740	255082	13228	430491
Spain	5	28	2	82
Sweden	5	7	0	0
Switzerland	4	1	9	4
Turkey	15	43	4	65
Ukraine	1	24	1	25
United Kingdom	0	0	2	1
Other countries	236	4855	259	5615

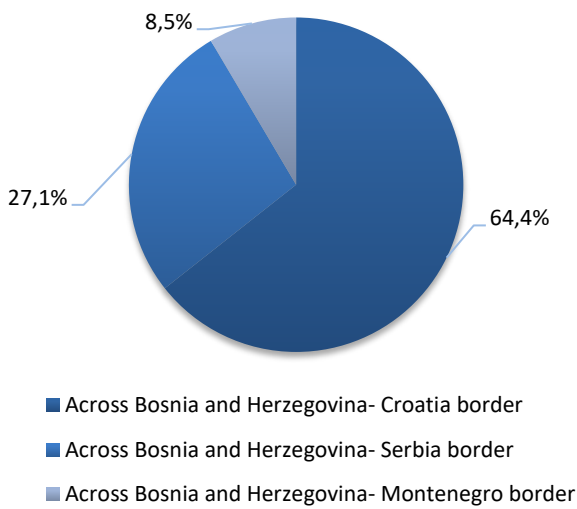
**Graph 2: Road cross-border traffic of freight, entry and exit**



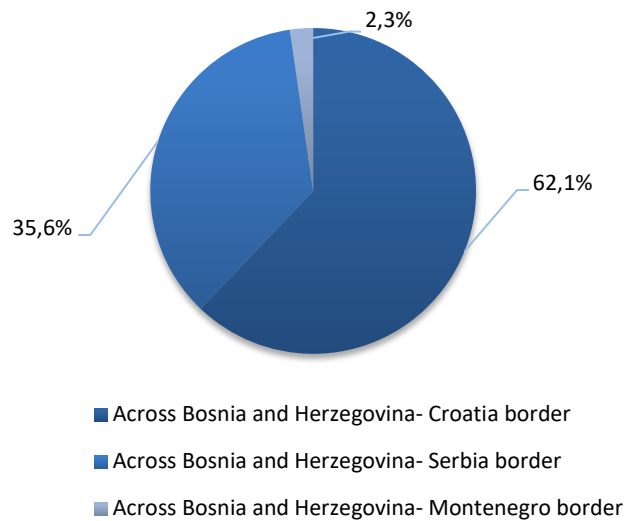
**Graph 3: Road cross-border traffic of loaded freight motor vehicles, entry and exit**



**Graph 4: Cross- border traffic of freight at the entrance to BiH**



**Graph 5. Cross- border traffic of freight at the exit to BiH**





## NOTES OF METODOLOGY

### Source and methods of data collection

The purpose of the research is to gather information on the work of transfer companies and gather information on the temporary import, temporary export, transit, the number of vehicles at the exit international road transport at the door, international road transport at the exit. Data on cross-border traffic of freight motor vehicles cover all border crossings where there are customs offices. Data for cross-border traffic of freight vehicles and goods Agency for Statistics of BiH has taken from the Indirect Taxation Authority BiH. Data includes all freight road vehicles and goods crossing the border and entering or exiting the Bosnia and Herzegovina. Freight motor vehicles are grouped according to a country of registration and monitored according to the directions of movement and border crossings.

### DEFINITION

Border crossing is a place intended for crossing the state border. Border crossings are international, interstate or local ones. They may be road, railway, air, maritime crossings or crossings on inland waterways.

Border crossings for the international traffic are intended for a cross-border traffic of citizens of the Bosnia and Herzegovina and citizens of other countries.

Border crossings for the local traffic are intended for a cross-border traffic of citizens from a certain area of the Bosnia and Herzegovina and a certain area of the neighbouring country according to the international agreement

Goods in entry are goods that entered the customs territory of the Bosnia and Herzegovina, while goods in exit are goods that exited from the customs territory of the Bosnia and Herzegovina.

Freight vehicle is a motor vehicle used for the transport of goods, which is recorded by the Customs Authority in the entry to the customs territory of the Bosnia and Herzegovina or in the exit from the customs territory of Bosnia and Herzegovina

Transit means the transport of goods from the customs territory of one part to another office in the same territory, in accordance with the conditions provided for by national laws and regulations of that country

### ABBREVIATIONS

t	tonne
'000 t	'000 tonnes

### STATISTICAL SIGNS

... data are not available

Published by the Agency for Statistics of the Bosnia and Herzegovina, 71000 Sarajevo, Zelenih beretki 26

Phone: +387 (33) 911 911 | Telefax: +387 (33) 220 622

E-mail: [bhas@bhas.gov.ba](mailto:bhas@bhas.gov.ba) | Web site: [www.bhas.gov.ba](http://www.bhas.gov.ba)

Responsible persons:

Alen Bajramović, Head of Department for Services Statistics

Vesna Čužić, Director

Prepared by: Emina Mehanović



Please consider the environment before printing this document.