



FIRST RELEASE



You are required to specify a data source when allowed in your product or application.

YEAR XV

SARAJEVO, 28.06.2024

NUMBER 1

TRANSPORT

Road transport 1st quarter 2024

In the road transport of goods in the first quarter of 2024, the number of kilometres covered by vehicles is lower by 5.3%, compared to the first quarter of the previous year. The volume of transported goods is lower by 10.9%, while achieved tonne -kilometres decreased by 1.8%.

In the road transport of passengers the vehicle kilometres that are covered shown an increase by 3.9%, while the number of transported passengers is higher by 5.8% compared to the first quarter of the previous year. Achieved passenger kilometres increased by 8.7% compared to the same quarter of the previous year.

In the first quarter of 2024, the number of total kilometres covered in urban-suburban transport increased by 3.8% compared to the same quarter of the previous year, while the number of passengers transported was higher by 44.3%.

Graph 1: Goods transported in road transport, 000t

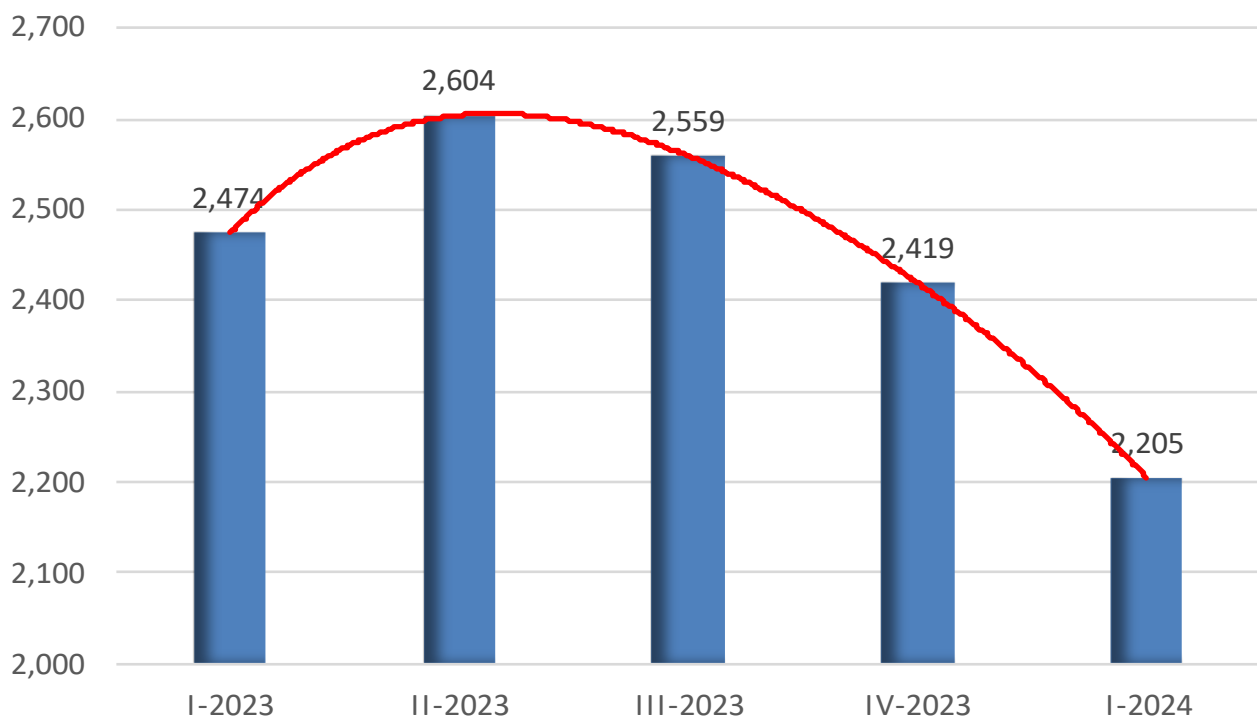


Table 1: Transport of goods

Volume of transport by transport indicators	I quarter 2023	II quarter 2023	III quarter 2023	IV quarter 2023	I quarter 2024
Vehicle-kilometres covered,000	155143	158876	158464	152454	146993
Tonnes of goods transported, 000t	2474	2604	2559	2419	2205
Tonne-kilometres, 000	1120726	1187701	1156841	1108787	1100186

Indices by transport indicators	<u>II 2023</u> I 2023	<u>III 2023</u> II 2023	<u>IV 2023</u> III 2023	<u>I 2024</u> IV 2023	<u>I 2024</u> I 2023
Vehicle-kilometres covered	102,4	99,7	96,2	96,4	94,7
Tonnes of goods transported	105,3	98,3	94,5	91,2	89,1
Tonne- kilometres	106,0	97,4	95,8	99,2	98,2

Table 2: Transport of passengers

Volume of transport by transport indicators	I quarter 2023	II quarter 2023	III quarter 2023	IV quarter 2023	I quarter 2024
Vehicle-kilometres covered,000	15808	17488	19033	17672	16422
Transported passengers, 000	1941	2370	2532	2296	2053
Passenger- kilometres,000	283279	339414	407929	345680	308039

Indices by transport indicators	<u>II 2023</u> I 2023	<u>III 2023</u> II 2023	<u>IV 2023</u> III 2023	<u>I 2024</u> IV 2023	<u>I 2024</u> I 2023
Vehicle-kilometres covered	110,6	108,8	92,8	92,9	103,9
Transported passengers	122,1	106,8	90,7	89,4	105,8
Passenger- kilometres	119,8	120,2	84,7	89,1	108,7

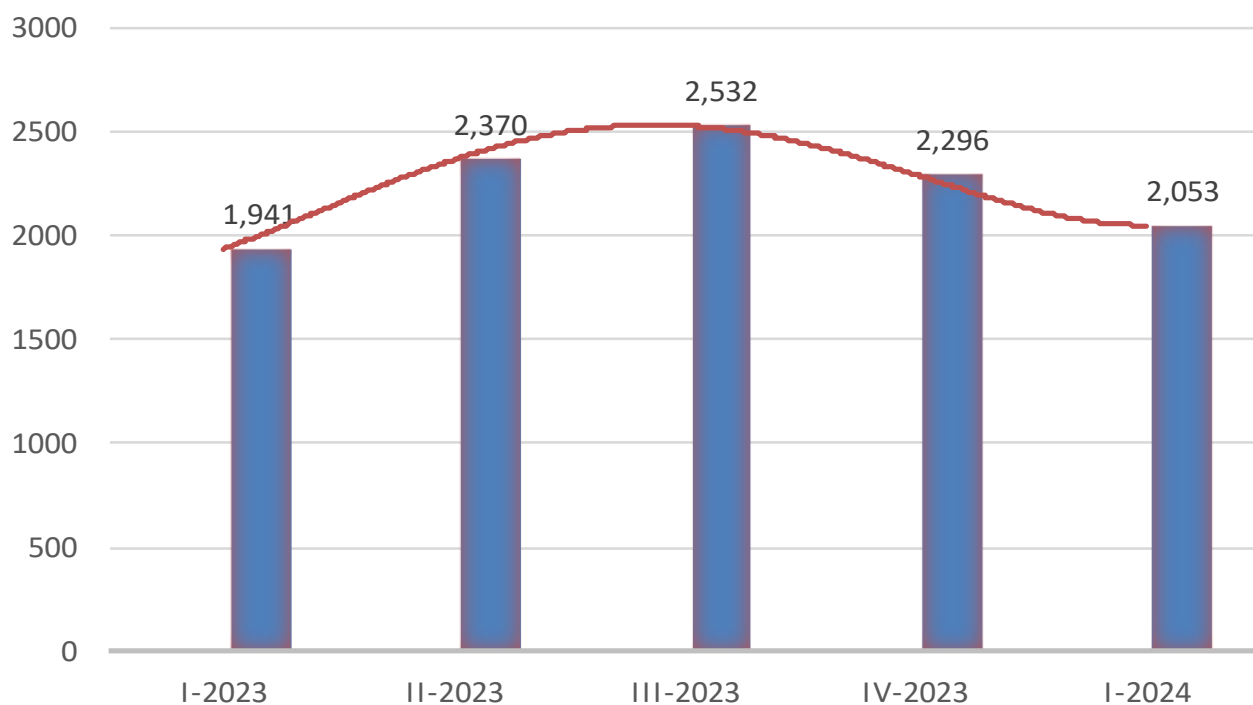
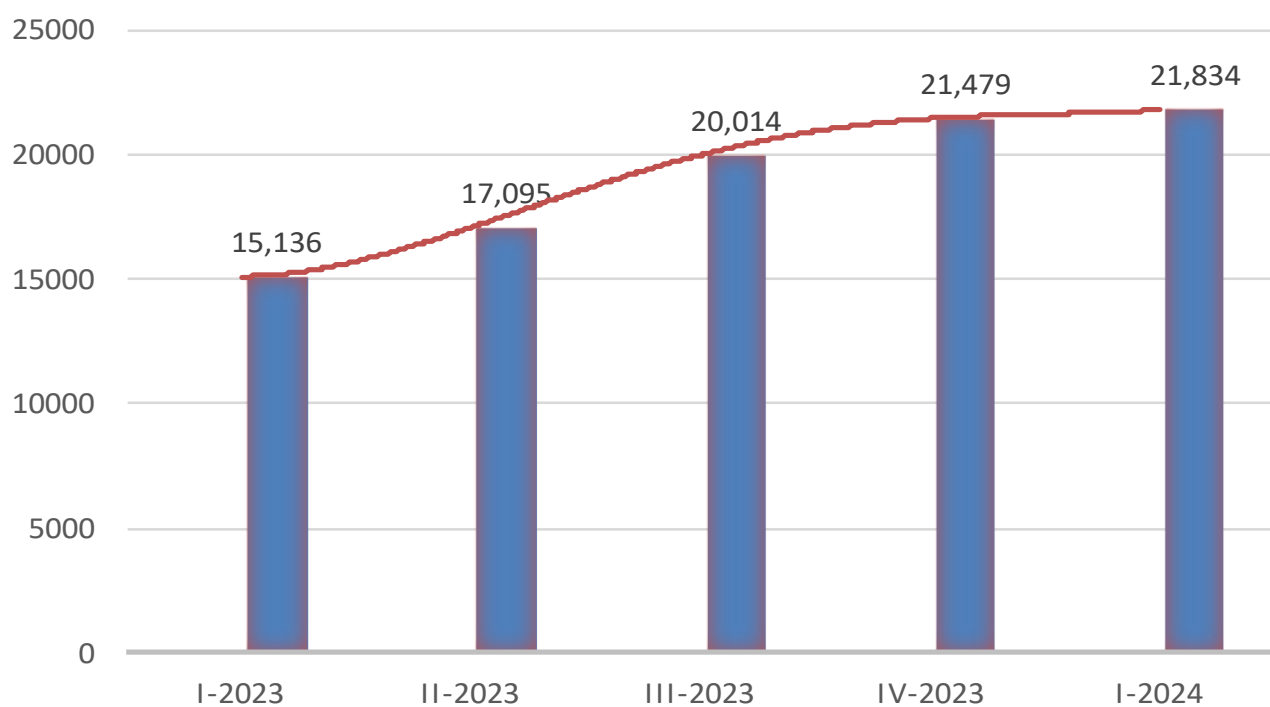
Graph 2: Number of passengers carried in road transport, 000

Table 3: Urban-suburban transport

Volume of transport by transport indicators	I quarter 2023	II quarter 2023	III quarter 2023	IV quarter 2023	I quarter 2024
Vehicle-kilometres covered,000	16853	16980	16487	17810	17495
Transported passengers, 000	15136	17095	20014	21479	21834

Indices by transport indicators	<u>II 2023</u> I 2023	<u>III 2023</u> II 2023	<u>IV 2023</u> III 2023	<u>I 2024</u> IV 2023	<u>I 2024</u> I 2023
Vehicle-kilometres covered	100,8	97,1	108,0	98,2	103,8
Transported passengers	112,9	117,1	107,3	101,7	144,3

Graph 3: Number of passengers carried in urban-suburban transport, 000

NOTES OF METHODOLOGY

Data on road transport were obtained by processing monthly and quarterly statistical data from surveys conducted by the Statistical Offices at the level of entities. The reporting units for these surveys are enterprises and other business subjects engaged in domestic and international transport of passengers and goods.

DEFINITIONS

Considered as transport is movement of passengers or cargo from one place (loading place) to another place (unloading place) and representing the operation of transport enterprises.

Domestic transport implies transport of passenger between places of loading and unloading within the borders of the country.

International transport implies transport of passengers between the place of loading in our country and the place of unloading abroad, or the other way round.

Transport of passengers include transported passengers into domestic and international transport.

Passenger kilometre is a unit of measure which refers to transport of one passenger at the distance of one kilometre.

Goods are any goods transported by road transport means.

Goods transport is given in tons and ton kilometres, and it is the sum of all kilometres realized in domestic and international transport.

Tonne kilometre is a unit of measure which refers to transport of one tone of goods at the distance of one kilometre.

Urban transport of passengers refers to the work of economic entities engaged in transport of passengers in urban and suburban settlements. Data on urban/suburban transport is represented by the indicators of kilometres covered and passenger transported.

STATISTICAL SIGNS

- No occurrence of event
- ... Data not available
- * Corrected data

ABBREVIATIONS USED

km	kilometer
pkm	passenger kilometer
t	tonne
tkm	tonne- kilometre

Published by the Agency for Statistics of the Bosnia and Herzegovina, 71000 Sarajevo, Zelenih beretki 26

Phone: +387 (33) 911 911 | Telefax: +387 (33) 220 622

E-mail: bhas@bhas.gov.ba | Web site: www.bhas.gov.ba

Responsible persons:

Alen Bajramović, Head of Department for Services Statistics

Vesna Čužić, Director

Prepared by: Emina Mehanović



Please consider the environment before printing this document.