



FIRST RELEASE



You are required to specify a data source when allowed in your product or application.

YEAR XVIII

SARAJEVO, 06/03/2024

NUMBER 1

BUSINESS STATISTICS

Tourism, January 2024

In Bosnia and Herzegovina in January 2024, tourists made 90,614 visits, which is 18.5% less compared to December 2023, and 2.9% more compared to January 2023. Tourists had 212,251 overnight stays, which is 0.8% less compared to December 2023, and 1.9% more compared to January 2023. In the total number of overnight stays, the share of domestic tourists is 36.2%, while the share of foreign tourists is 63.8%.

The number of overnight stays by domestic tourists decreased by 12.1% compared to December 2023 and increased by 3.9% compared to January 2023. The number of overnight stays by foreign tourists increased by 7.0% compared to December 2023 and increased by 0.8% compared to January 2023.

In the structure of overnight stays by foreign tourists in November 2023, the most overnight stays were made by tourists from Croatia (34.4%), Serbia (19.5%), Turkey (6.9%), Montenegro (6.6%), Slovenia (6.4%), and Germany (3.0%), totaling 76.8%. Tourists from other countries accounted for 23.2% of overnight stays.

Regarding the length of stay of foreign tourists in our country, tourists from Luxembourg stayed the longest with 5.5 nights, followed by Estonia with 4.6 nights, Romania and South Africa with 4.2 nights each, and Greece, Malta, and Egypt with 4.0 nights each on average.

In January 2024, tourists had access to 19,178 rooms, apartments, and camping spots in Bosnia and Herzegovina, which is 6.0% more compared to January 2023, and 42,382 available beds, which is 6.3% more compared to the same month in 2023.

In January 2024, within the activity of Hotels and similar accommodation, tourists had access to a total of 17,857 rooms and apartments, which is 6.4% more compared to January 2023, and 38,071 beds, which is 6.7% more compared to the same month of the previous year.

The net occupancy rate of rooms in January 2024 was 17.2%, and of permanent beds was 21.9%, while in January 2023, the occupancy rate of rooms was 23.5%, and of permanent beds was 18.0%.

According to the type of accommodation facility, the highest number of overnight stays was recorded within the activity of Hotels and similar accommodation, with a share of 97.6%.

Graph 1: Tourist nights by month for the period January 2023 - January 2024

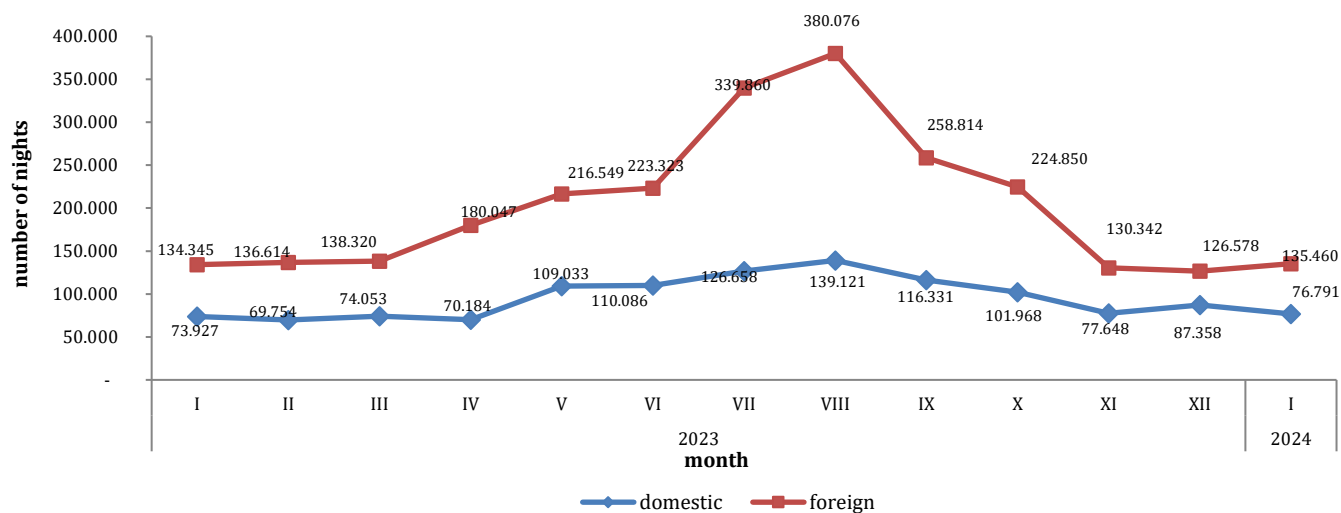


Table 1: Tourist arrivals and overnight stays

	Arrivals					Overnight stays					I 2024	
	I 2023*	XII 2023	I 2024	Indices I2024 XII 2023	Indices I2024 I 2023	I 2023*	XII 2023	I 2024	Indices I2024 XII 2023	Indices I2024 I 2023	The structure of overnights in %	Average number of overnights per check-in
TOTAL	88,044	111,240	90,614	81.5	102.9	208,272	213,936	212,251	99.2	101.9	100.0	2.3
Domestic tourist	35,212	50,190	36,784	73.3	104.5	73,927	87,358	76,791	87.9	103.9	36.2	2.1
Foreign tourist	52,832	61,050	53,830	88.2	101.9	134,345	126,578	135,460	107.0	100.8	63.8	2.5

final data

Graph 2: Tourist arrivals January 2023 - January 2024

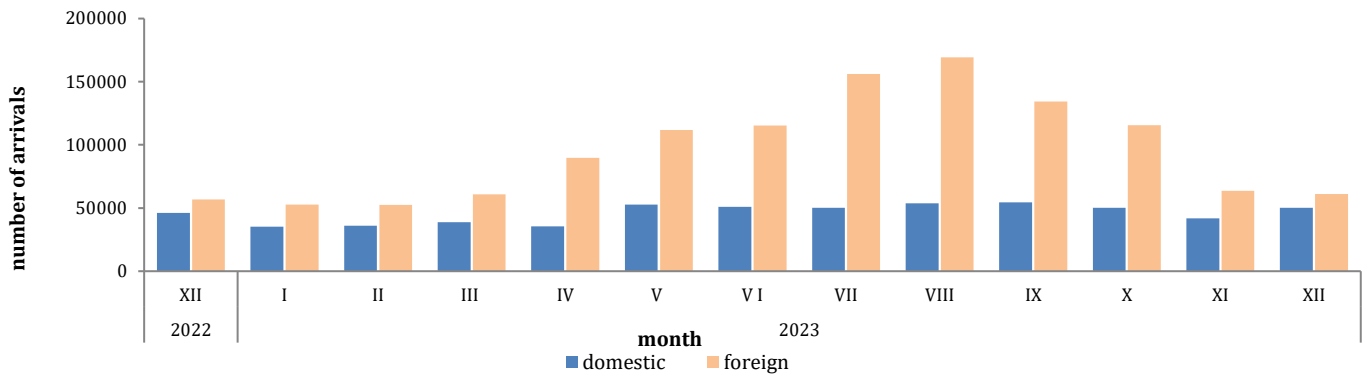


Table 2: Arrivals and overnight stays of foreign tourists by country of residence

	Arrivals					Overnight stays					I 2024	
	I 2023*	XII 2023	I 2024	Indices I2024 XII 2023	Indices I2024 I 2023	I 2023*	XII 2023	I 2024	Indices I2024 XII 2023	Indices I2024 I 2023	The structure of overnights in %	Average number of overnights per check-in
Foreign tourists	52,832	61,050	53,830	88.2	101.9	134,345	126,578	135,460	107.0	100.8	100.0	2.5
Albania	208	220	161	73.2	77.4	375	519	431	83.0	114.9	0.3	2.7
Austria	1,677	2,582	1,510	58.5	90.0	3,600	5,605	3,144	56.1	87.3	2.3	2.1
Belgium	100	161	105	65.2	105.0	220	365	269	73.7	122.3	0.2	2.6
Bulgaria	148	498	202	40.6	136.5	441	1,044	482	46.2	109.3	0.4	2.4
Montenegro	2,864	2,464	3,253	132.0	113.6	8,333	4,657	8,904	191.2	106.9	6.6	2.7
Czech Republic	122	154	109	70.8	89.3	417	346	234	67.6	56.1	0.2	2.1
Denmark	73	89	64	71.9	87.7	183	234	182	77.8	99.5	0.1	2.8
Estonia	5	5	5	100.0	100.0	6	13	23	176.9	383.3	0.0	4.6
Finland	72	32	45	140.6	62.5	106	71	95	133.8	89.6	0.1	2.1
France	328	420	255	60.7	77.7	686	962	584	60.7	85.1	0.4	2.3
Greece	81	102	104	102.0	128.4	159	381	417	109.4	262.3	0.3	4.0
Netherlands	544	446	281	63.0	51.7	1,197	933	638	68.4	53.3	0.5	2.3
Croatia	17,303	15,590	17,694	113.5	102.3	47,677	34,204	46,661	136.4	97.9	34.4	2.6
Ireland	50	71	49	69.0	98.0	106	151	127	84.1	119.8	0.1	2.6
Iceland	2	8	2	25.0	100.0	2	11	2	18.2	100.0	0.0	1.0
Italy	784	1,075	904	84.1	115.3	1,832	2,208	2,185	99.0	119.3	1.6	2.4
Cyprus	49	13	22	169.2	44.9	131	45	63	140.0	48.1	0.0	2.9
Latvia	8	4	8	200.0	100.0	25	5	26	520.0	104.0	0.0	3.3
Lithuania	15	25	14	56.0	93.3	28	56	42	75.0	150.0	0.0	3.0
Luxembourg	53	71	62	87.3	117.0	155	227	339	149.3	218.7	0.3	5.5
Hungary	265	542	450	83.0	169.8	792	997	726	72.8	91.7	0.5	1.6
Malta	2	25	4	16.0	200.0	6	39	16	41.0	266.7	0.0	4.0
Norway	149	99	87	87.9	58.4	266	167	238	142.5	89.5	0.2	2.7

Germany	1,790	2,178	1,622	74.5	90.6	4,083	4,929	4,114	83.5	100.8	3.0	2.5
---------	-------	-------	-------	------	------	-------	-------	-------	------	-------	-----	-----

(continued on next page)

(continued)

	Arrivals					Overnight stays					I 2024	
	I 2023*	XII 2023	I 2024	Indices I 2024 XII 2023	Indices I 2024 I 2023	I 2023*	XII 2023	I 2024	Indices I 2024 XII 2023	Indices I 2024 I 2023	The structure of overnights in %	Average number of overnights per check-in
Poland	206	280	245	87.5	118.9	528	664	562	84.6	106.4	0.4	2.3
Portugal	24	47	39	83.0	162.5	58	110	63	57.3	108.6	0.0	1.6
Romania	145	146	205	140.4	141.4	308	317	864	272.6	280.5	0.6	4.2
Russia	1,049	624	665	106.6	63.4	1,972	1,185	1,519	128.2	77.0	1.1	2.3
Northern Macedonia	410	1,184	518	43.8	126.3	1,275	2,269	1,150	50.7	90.2	0.8	2.2
Slovak Republic	140	449	171	38.1	122.1	270	892	265	29.7	98.1	0.2	1.5
Slovenia	3,526	5,540	3,528	63.7	100.1	8,515	11,281	8,720	77.3	102.4	6.4	2.5
USA	10,039	9,761	10,305	105.6	102.6	27,417	17,495	26,419	151.0	96.4	19.5	2.6
Spain	90	244	126	51.6	140.0	243	774	276	35.7	113.6	0.2	2.2
Switzerland (including Liechtenstein)	528	894	518	57.9	98.1	1,208	1,948	1,248	64.1	103.3	0.9	2.4
Sweden	368	353	240	68.0	65.2	842	730	566	77.5	67.2	0.4	2.4
Turkey	3,505	4,494	4,318	96.1	123.2	6,584	8,916	9,389	105.3	142.6	6.9	2.2
United Kingdom	604	758	522	68.9	86.4	1,605	1,849	1,770	95.7	110.3	1.3	3.4
Ukraine	134	137	98	71.5	73.1	241	336	295	87.8	122.4	0.2	3.0
Other European countries	153	174	137	78.7	89.5	379	481	364	75.7	96.0	0.3	2.7
Egypt	81	29	35	120.7	43.2	238	109	139	127.5	58.4	0.1	4.0
South Africa	12	8	55	687.5	458.3	46	9	229	2,544.4	497.8	0.2	4.2
Other African countries	80	124	89	71.8	111.3	212	210	403	191.9	190.1	0.3	4.5
Canada	100	173	97	56.1	97.0	252	418	243	58.1	96.4	0.2	2.5
USA	861	920	996	108.3	115.7	2,149	2,231	2,724	122.1	126.8	2.0	2.7
Other North American Countries	17	22	13	59.1	76.5	32	53	25	47.2	78.1	0.0	1.9
Brasil	62	52	85	163.5	137.1	130	241	164	68.0	126.2	0.1	1.9
Other South and Central American Countries	164	100	73	73.0	44.5	300	220	198	90.0	66.0	0.1	2.7
Bahrain	123	36	10	27.8	8.1	330	95	14	14.7	4.2	0.0	1.4
India	80	123	51	41.5	63.8	197	292	119	40.8	60.4	0.1	2.3
Iran	25	16	10	62.5	40.0	40	37	24	64.9	60.0	0.0	2.4
Israel	83	26	27	103.8	32.5	127	68	64	94.1	50.4	0.0	2.4
Japan	35	53	90	169.8	257.1	82	98	161	164.3	196.3	0.1	1.8
South Korea	245	323	59	18.3	24.1	257	353	86	24.4	33.5	0.1	1.5
Qatar	65	126	58	46.0	89.2	132	545	131	24.0	99.2	0.1	2.3
China	577	1,876	1,533	81.7	265.7	927	2,961	2,283	77.1	246.3	1.7	1.5
Kuwait	236	193	234	121.2	99.2	957	591	801	135.5	83.7	0.6	3.4
Malawi	180	1,037	192	18.5	106.7	433	1,189	230	19.3	53.1	0.2	1.2
Oman	357	164	193	117.7	54.1	821	397	543	136.8	66.1	0.4	2.8
Saudi Arabia	154	420	342	81.4	222.1	431	926	771	83.3	178.9	0.6	2.3
United Arab Emirates	970	1,344	455	33.9	46.9	2,571	4,655	1,378	29.6	53.6	1.0	3.0
Other Asian countries	524	1,599	292	18.3	55.7	957	2,490	619	24.9	64.7	0.5	2.1
Australia	181	226	184	81.4	101.7	418	740	663	89.6	158.6	0.5	3.6
Mainland New Zealand	7	24	9	37.5	128.6	27	124	33	26.6	122.2	0.0	3.7
Other Oceania Countries	-	77	1	1.3	-	8	110	3	2.7	37.5	0.0	3.0

final data
- no occurrence

Graph 3: Overnight stays and arrivals of foreign tourists by country of residence, January 2024

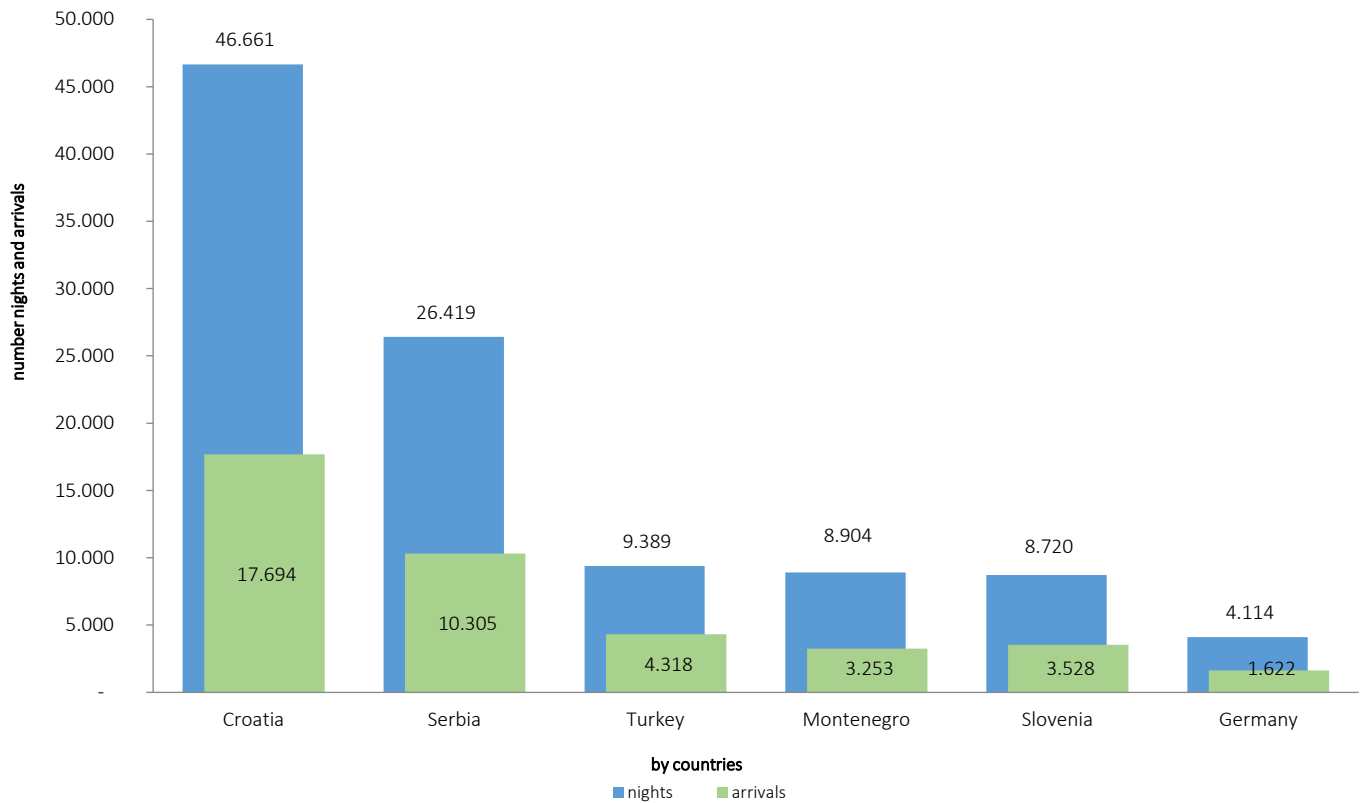


Table 3: Tourist arrivals and overnight stays according to KD BiH ²⁾

	Arrivals					Overnight stays					I 2024
	I 2023*	XII 2023	I 2024	Indices I 2024 XII 2023	Indices I 2024 I 2022	I 2023*	XII 2023	I 2024	Indices I 2024 XII 2023	Indices I 2024 I 2022	The structure of overnights in %
TOTAL	88,044	111,240	90,614	81.5	102.9	208,272	213,936	212,251	99.2	101.9	100
Hotels and similar accommodation	85,287	107,869	87,936	81.5	103.1	198,455	202,704	202,762	100.0	102.2	95.5
Resorts and similar facilities for short breaks	2,055	2,709	2,074	76.6	100.9	4,500	6,353	4,751	74.8	105.6	2.2
Campsites and camping areas	146	178	129	72.5	88.4	332	244	195	79.9	58.7	0.1
Other accommodation	556	484	475	98.1	85.4	4,985	4,635	4,543	98.0	91.1	2.1
Domestic tourists	35,212	50,190	36,784	73.3	104.5	73,927	87,358	76,791	87.9	103.9	36.2
Hotels and similar accommodation	33,613	48,229	35,231	73.0	104.8	67,633	80,353	71,147	88.5	105.2	33.5
Resorts and similar facilities for short breaks	1,150	1,637	1,173	71.7	102.0	2,257	3,296	2,428	73.7	107.6	1.1
Campsites and camping areas	24	20	13	65.0	54.2	33	41	15	36.6	45.5	0.0
Other accommodation	425	304	367	120.7	86.4	4,004	3,668	3,201	87.3	79.9	1.5
Foreign tourists	52,832	61,050	53,830	88.2	101.9	134,345	126,578	135,460	107.0	100.8	63.8
Hotels and similar accommodation	51,674	59,640	52,705	88.4	102.0	130,822	122,351	131,615	107.6	100.6	62.0
Resorts and similar facilities for short breaks	905	1,072	901	84.0	99.6	2,243	3,057	2,323	76.0	103.6	1.1
Campsites and camping areas	122	158	116	73.4	95.1	299	203	180	88.7	60.2	0.1
Other accommodation	131	180	108	60.0	82.4	981	967	1,342	138.8	136.8	0.6

²⁾Classification of activities of Bosnia and Herzegovina BiH 2010 final data

Table 4: Tourist arrivals and overnight stays by arrival method

	Individually						Organized					
	Arrivals			Overnight stays			Arrivals			Overnight stays		
	I 2023*	I 2024	Indices <u>I 2024</u> <u>I 2023</u>	I 2023*	I 2024	Indices <u>I 2024</u> <u>I 2023</u>	I 2023*	I 2024	Indices <u>I 2024</u> <u>I 2023</u>	I 2023*	I 2024	Indices <u>I 2024</u> <u>I 2023</u>
TOTAL	75.279	76.254	101,3	173.735	175.554	101,0	12.765	14.360	844,7	34.537	36.697	106,3
Domestic tourists	31.549	33.668	106,7	66.255	70.847	106,9	3.663	3.116	85,1	7.672	5.944	77,5
Foreign tourists	43.730	42.586	97,4	107.480	104.707	97,4	9.102	11.244	123,5	26.865	30.753	114,5

final data

METHODOLOGICAL EXPLANATIONS**The purpose of the statistical survey**

The purpose of the statistical survey is to monitor the tourist activity realised in commercial accommodation establishments and to provide internationally comparable BiH's tourism statistics in accordance with current EU Regulations for the tourism statistics.

Observation units

Observation units are all business entities /legal units which are, by the main activity, registered in accommodation activity (division 55 - KD BiH 2010), persons as well as households that rent accommodation establishments to tourists. For the purpose of the survey, Classification of Activities in Bosnia and Herzegovina - KD BiH 2010 was used, and it is fully compliant with the European Classification of Economic Activities - NACE Rev. 2.

Coverage

Reporting units are all business entities (enterprises, craftsmen, cooperatives, institutions, associations etc.) and their constituent units that are registered according to KD BiH 2010 under section : 55.1 (hotels and similar accommodation), 55.2 (holiday and other short - stay accommodation), 55.3 (camps and camping grounds), 55.9 (other uncategorised accommodation), health care institutions in which person themselves bear the fee for medical rehabilitation or their stay: business entities that deal with the mediation of accommodation of guests in: households, houses, camps, apartments and rooms which are directly rented by private persons/households. Survey covers the entire territory of Bosnia and Herzegovina.

Source and methods of data collection

Data on tourists turnover (number of tourist arrivals and tourist nights) are collected from regular monthly report (TU-11 form). Reports are usually made based on reception records in guest books, entities and their parts engaged in organising and arranging of tourists.

Data revision

Regular press releases on tourism are published in monthly dynamics and contain preliminary / first results until the final data are published.

The first regular revision of data implies that, when publishing data for the next month, the published data from the previous month (t-1) are revised in accordance with the information submitted by the reporting unit. The second regular revision of previously published data is the annual revision, which includes all changes in the data submitted after the first revision, in order to ensure the accuracy of the published data.

The press release clearly indicates what the data are, so that users of the statistics can interpret them correctly. If new statistical standards and concepts are introduced, changes in the research methodology are made, it is necessary to revise the data to ensure the consistency and comparability of data from previous historical series and new data series. Users will be informed about changes in data and reasons in an appropriate and transparent manner, in regular monthly press releases and other publications for the public, as well as on the website of the BiH Agency for Statistics (www.bhas.gov.ba).

Definitions

Tourism means the activity of visitors taking a trip to a main destination outside their usual environment for less than a year, for leisure, business or other personal purpose other than to be employed by a resident entity in the place visited.

Tourist is every person who, outside his place of permanent residence, spends one night in a hotel or some other accommodation facility for reasons of rest, recreation, health, study, sport, religion, family, business, public tasks or meeting. Tourist is registered in every place or establishment where he stays and, therefore, in case of change of place or establishment, he must register again, which results in data ambiguity. Consequently, the statistics registers the number of tourist arrivals, not the number of tourists.

Residence is a place where a person came with the intention of permanent stay. Tourist is registered in every place or establishment where he stays and, therefore, in case he/she changes the place or establishment, he/she must register again, which results in data ambiguity. Consequently, the statistics register the number of tourist arrivals and not the number of tourists.

Domestic tourist is a person with permanent residence in the BiH who spends at least one night in a hotel or same other accommodation establishment outside their place or residence.

Foreign tourist is every person with permanent residence outside in BiH who temporarily resides in BiH and who spends at least one night in a hotel or same other accommodation establishment.

Tourist arrivals refer to the number of persons (tourists) who arrived and registered their stay in an accommodation establishment.

Tourist nights refer to every registered overnight stay of a person (tourist) in an accommodation establishment.

Accommodation capacities are presented as the number of rooms, apartments and camping sites, and the number of permanent beds.

Permanent beds are those that are regularly ready-made for renting to guests.

Occupancy rate of permanent beds (net) in the reference period is obtained by dividing the total number of nights by the number of beds on offer and the number of days when the beds are actually available for use during the reference period. The data are expressed as a percentage.

Occupancy rate of bedrooms (net) in the reference period is obtained by dividing the total number of bedrooms used during the reference period by the number of bedrooms available for use during the reference period. The data is expressed as a percentage.

Organization of tourist arrivals represent the way of organising tourist arrangements. Depending on the way of organising, tourist arrangement can be individual or organised (travel agencies).

Symbols

- no occurrence

0,0 value not zero but less than 0,05

1) Indices greater than 999

Published by the Agency for Statistics of Bosnia and Herzegovina, 71000 Sarajevo, Zelenih beretki 26

Email: bhas@bhas.gov.ba | Website: www.bhas.gov.ba

Velimir Jukić, Assistant Director for Business Statistics

Vesna Ćužić, Director

Press release prepared by: Azra Bander Demirović



Razmislite o očuvanju okoliša prije štampanja dokumenta.