



FIRST RELEASE



You are required to specify a data source when allowed in your product or application.

YEAR XVIII

SARAJEVO, 05/04/2024

NUMBER 2

BUSINESS STATISTICS

Tourism, February 2024

In Bosnia and Herzegovina in the month of February 2024, tourists made 93,943 visits, which is 3.7% more compared to January 2024 and 5.5% more compared to February 2023. Tourists made 209,309 overnight stays, which is 1.4% less compared to January 2024 and 0.8% less compared to February 2023. In the total number of overnight stays, the participation of domestic tourists is 35.0%, while the participation of foreign tourists is 65.0%.

The number of overnight stays by domestic tourists is lower by 4.7% compared to January 2024 and higher by 4.3% compared to February 2023. The number of overnight stays by foreign tourists increased by 0.5% compared to January 2024 and decreased by 1.0% compared to February 2023.

In the structure of overnight stays by foreign tourists in February 2024, the most overnight stays were achieved by tourists from Croatia (32.6%), Serbia (21.2%), Slovenia (8.2%), Turkey (4.8%), Germany (2.8%) and the United Kingdom (2.7%), which is a total of 72.3%. Tourists from other countries accounted for 27.7% of overnight stays.

Regarding the length of stay of foreign tourists in our country, tourists from New Zealand are in first place with 10.9 nights, Iran with 5.7 nights, Austria with 4.4 nights, Bahrain with 3.6 nights, Romania and Qatar with 3.5 nights on average.

In February 2024, 19,162 rooms, apartments and camping sites were available to tourists in Bosnia and Herzegovina, which is 2.1% more than in February 2023, and 42,378 available beds, which is 2.8% more in compared to the same month in 2023.

In February 2024, a total of 17,835 rooms and apartments were available to tourists within the scope of activities - Hotels and similar accommodation, which is 2.6% more compared to February 2023, and 38,068 beds, which is 3.1% more compared to the same month of the previous year.

The net occupancy rate of rooms in February 2024 was 23.7%, and of permanent beds 18.1%, while in February 2023, the occupancy rate of rooms was 24.0%, and of permanent beds 19.2%.

According to the type of accommodation facility, the largest number of overnight stays was realized within the Hotels and similar accommodation sector with a share of 95.2%.

Graph 1: Tourist nights by month for the period February 2023 - February 2024

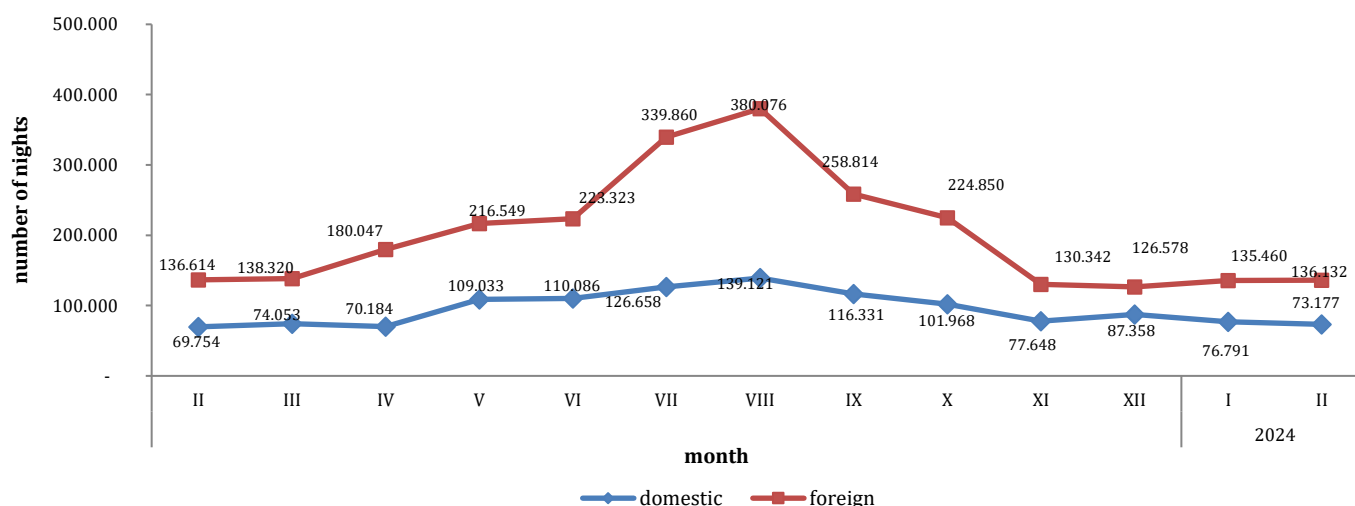


Table 1: Tourist arrivals and overnight stays

	Arrivals					Overnight stays					II 2024	
	II 2023*	I 2024	II 2024	Indices II 2024 I 2024	Indices II 2024 II 2023	II 2023*	I 2024	II 2024	Indices II 2024 I 2024	Indices II 2024 II 2023	Structure of nights %	Average number of nights by arrivals
TOTAL	89.072	90.614	93.943	103,7	105,5	207.665	212.251	209.309	98,6	100,8	100,0	2,2
Domestic tourist	36.295	36.784	38.388	104,4	105,8	70.169	76.791	73.177	95,3	104,3	35,0	1,9
Foreign tourist	52.777	53.830	55.555	103,2	105,3	137.496	135.460	136.132	100,5	99,0	65,0	2,5

final data

Graph 2: Tourist arrivals February 2023 - February 2024

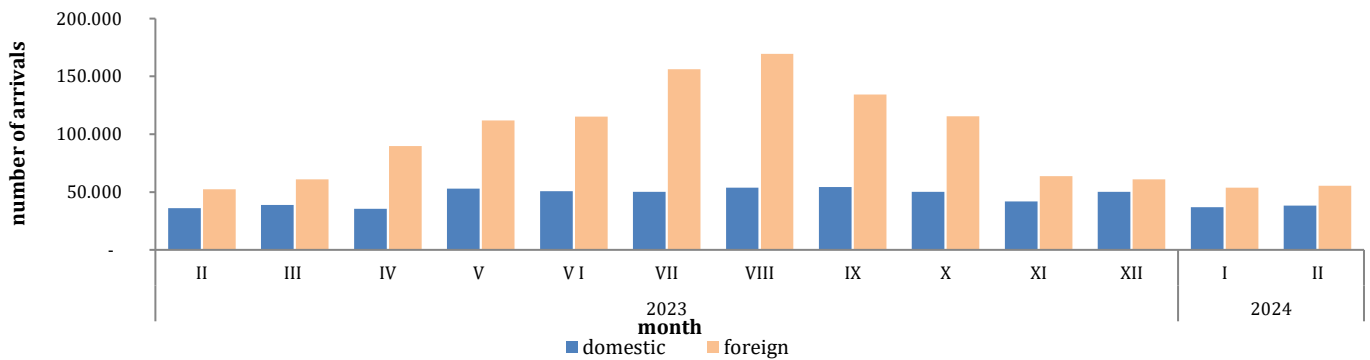


Table 2: Arrivals and overnight stays of foreign tourists by country of residence

	Arrivals					Overnight stays					II 2024	
	II 2023*	I 2024	II 2024	Indices II 2024 I 2024	Indices II 2024 II 2023	II 2023*	I 2024	II 2024	Indices II 2024 I 2024	Indices II 2024 II 2023	The structure of overnights in %	Average number of overnights per check-in
Foreign tourists	52.777	53.830	55.555	103,2	105,3	137.496	135.460	136.132	100,5	99,0	100,0	2,5
Albania	134	161	142	88,2	106,0	507	431	472	109,5	93,1	0,3	3,3
Austria	1.428	1.510	1.498	99,2	104,9	3.312	3.144	3.242	103,1	97,9	2,4	2,2
Belgium	215	105	152	144,8	70,7	515	269	436	162,1	84,7	0,3	2,9
Bulgaria	146	202	209	103,5	143,2	287	482	371	77,0	129,3	0,3	1,8
Montenegro	1.879	3.253	1.582	48,6	84,2	4.108	8.904	3.577	40,2	87,1	2,6	2,3
Czech Republic	257	109	197	180,7	76,7	532	234	443	189,3	83,3	0,3	2,2
Denmark	131	64	98	153,1	74,8	373	182	248	136,3	66,5	0,2	2,5
Estonia	19	5	19	380,0	100,0	123	23	35	152,2	28,5	0,0	1,8
Finland	42	45	39	86,7	92,9	114	95	107	112,6	93,9	0,1	2,7
France	508	255	400	156,9	78,7	1.201	584	899	153,9	74,9	0,7	2,2
Greece	103	104	136	130,8	132,0	165	417	463	111,0	280,6	0,3	3,4
Netherlands	450	281	435	154,8	96,7	1.206	638	1.182	185,3	98,0	0,9	2,7
Croatia	16.847	17.694	16.733	94,6	99,3	45.838	46.661	44.427	95,2	96,9	32,6	2,7
Ireland	85	49	84	171,4	98,8	172	127	215	169,3	125,0	0,2	2,6
Iceland	7	2	12	600,0	171,4	27	2	25	1	92,6	0,0	2,1
Italy	1.079	904	943	104,3	87,4	2.331	2.185	2.336	106,9	100,2	1,7	2,5
Cyprus	12	22	17	77,3	141,7	20	63	50	79,4	250,0	0,0	2,9
Latvia	41	8	16	200,0	39,0	126	26	39	150,0	31,0	0,0	2,4
Lithuania	30	14	26	185,7	86,7	84	42	81	192,9	96,4	0,1	3,1
Luxembourg	48	62	21	33,9	43,8	124	339	67	19,8	54,0	0,0	3,2
Hungary	478	450	448	99,6	93,7	1.301	726	839	115,6	64,5	0,6	1,9
Malta	18	4	9	225,0	50,0	39	16	21	131,3	53,8	0,0	2,3
Norway	125	87	77	88,5	61,6	325	238	154	64,7	47,4	0,1	2,0

Germany	1.884	1.622	1.675	103,3	88,9	4.816	4.114	3.832	93,1	79,6	2,8	2,3
---------	-------	-------	-------	-------	------	-------	-------	-------	------	------	-----	-----

(continued on next page)

(continued)

	Arrivals					Overnight stays					II 2024	
	II 2023*	I 2024	II 2024	Indices II 2024 I 2024	Indices II 2024 II 2023	II 2023*	I 2024	II 2024	Indices II 2024 I 2024	Indices II 2024 II 2023	The structure of overnights in %	Average number of overnights per check-in
Poland	216	245	376	153,5	174,1	439	562	1.001	178,1	228,0	0,7	2,7
Portugal	71	39	51	130,8	71,8	173	63	86	136,5	49,7	0,1	1,7
Romania	178	205	294	143,4	165,2	424	864	1.042	120,6	245,8	0,8	3,5
Russia	794	665	612	92,0	77,1	1.403	1.519	1.143	75,2	81,5	0,8	1,9
Northern Macedonia	456	518	555	107,1	121,7	1.294	1.150	1.061	92,3	82,0	0,8	1,9
Slovak Republic	120	171	167	97,7	139,2	255	265	400	150,9	156,9	0,3	2,4
Slovenia	3.794	3.528	4.267	120,9	112,5	12.170	8.720	11.195	128,4	92,0	8,2	2,6
Serbia	10.652	10.305	11.719	113,7	110,0	28.962	26.419	28.827	109,1	99,5	21,2	2,5
Spain	198	126	128	101,6	64,6	475	276	235	85,1	49,5	0,2	1,8
Switzerland (including Liechtenstein)	576	518	491	94,8	85,2	1.211	1.248	1.157	92,7	95,5	0,8	2,4
Sweden	338	240	373	155,4	110,4	839	566	869	153,5	103,6	0,6	2,3
Turkey	2.592	4.318	3.466	80,3	133,7	5.229	9.389	6.590	70,2	126,0	4,8	1,9
United Kingdom	925	522	1.126	215,7	121,7	3.366	1.770	3.740	211,3	111,1	2,7	3,3
Ukraine	124	98	115	117,3	92,7	244	295	302	102,4	123,8	0,2	2,6
Other European countries	150	137	139	101,5	92,7	351	364	360	98,9	102,6	0,3	2,6
Egypt	48	35	50	142,9	104,2	123	139	124	89,2	100,8	0,1	2,5
South Africa	19	55	14	25,5	73,7	29	229	29	12,7	100,0	0,0	2,1
Other African countries	70	89	111	124,7	158,6	191	403	444	110,2	232,5	0,3	4,0
Canada	131	97	136	140,2	103,8	397	243	433	178,2	109,1	0,3	3,2
USA	971	996	841	84,4	86,6	2.455	2.724	2.162	79,4	88,1	1,6	2,6
Other North American Countries	16	13	8	61,5	50,0	39	25	25	100,0	64,1	0,0	3,1
Brasil	70	85	61	71,8	87,1	130	164	158	96,3	121,5	0,1	2,6
Other South and Central American Countries	124	73	65	89,0	52,4	315	198	175	88,4	55,6	0,1	2,7
Bahrain	70	10	30	300,0	42,9	224	14	107	764,3	47,8	0,1	3,6
India	102	51	65	127,5	63,7	160	119	150	126,1	93,8	0,1	2,3
Iran	56	10	50	500,0	89,3	113	24	284	1)	251,3	0,2	5,7
Israel	69	27	26	96,3	37,7	132	64	51	79,7	38,6	0,0	2,0
Japan	66	90	77	85,6	116,7	168	161	119	73,9	70,8	0,1	1,5
South Korea	20	59	40	67,8	200,0	27	86	124	144,2	459,3	0,1	3,1
Qatar	55	58	50	86,2	90,9	140	131	174	132,8	124,3	0,1	3,5
China	566	1.533	2.030	132,4	358,7	1.187	2.283	3.055	133,8	257,4	2,2	1,5
Kuwait	160	234	213	91,0	133,1	554	801	623	77,8	112,5	0,5	2,9
Malawi	705	192	1.031	537,0	146,2	870	230	1.201	522,2	138,0	0,9	1,2
Oman	594	193	69	35,8	11,6	1.240	543	225	41,4	18,1	0,2	3,3
Saudi Arabia	181	342	329	96,2	181,8	536	771	1.005	130,4	187,5	0,7	3,1
United Arab Emirates	844	455	420	92,3	49,8	2.507	1.378	1.290	93,6	51,5	0,9	3,1
Other Asian countries	508	292	855	292,8	168,3	989	619	1.937	312,9	195,9	1,4	2,3
Australia	131	184	104	56,5	79,4	336	663	461	69,5	137,2	0,3	4,4
Mainland New Zealand	16	9	15	166,7	93,8	46	33	163	493,9	354,3	0,1	10,9
Other Oceania Countries	35	1	18	1)	51,4	107	3	44	1)	41,1	0,0	2,4

final data

1) index higher than 999

Graph 3: Overnight stays and arrivals of foreign tourists by country of residence, February 2024

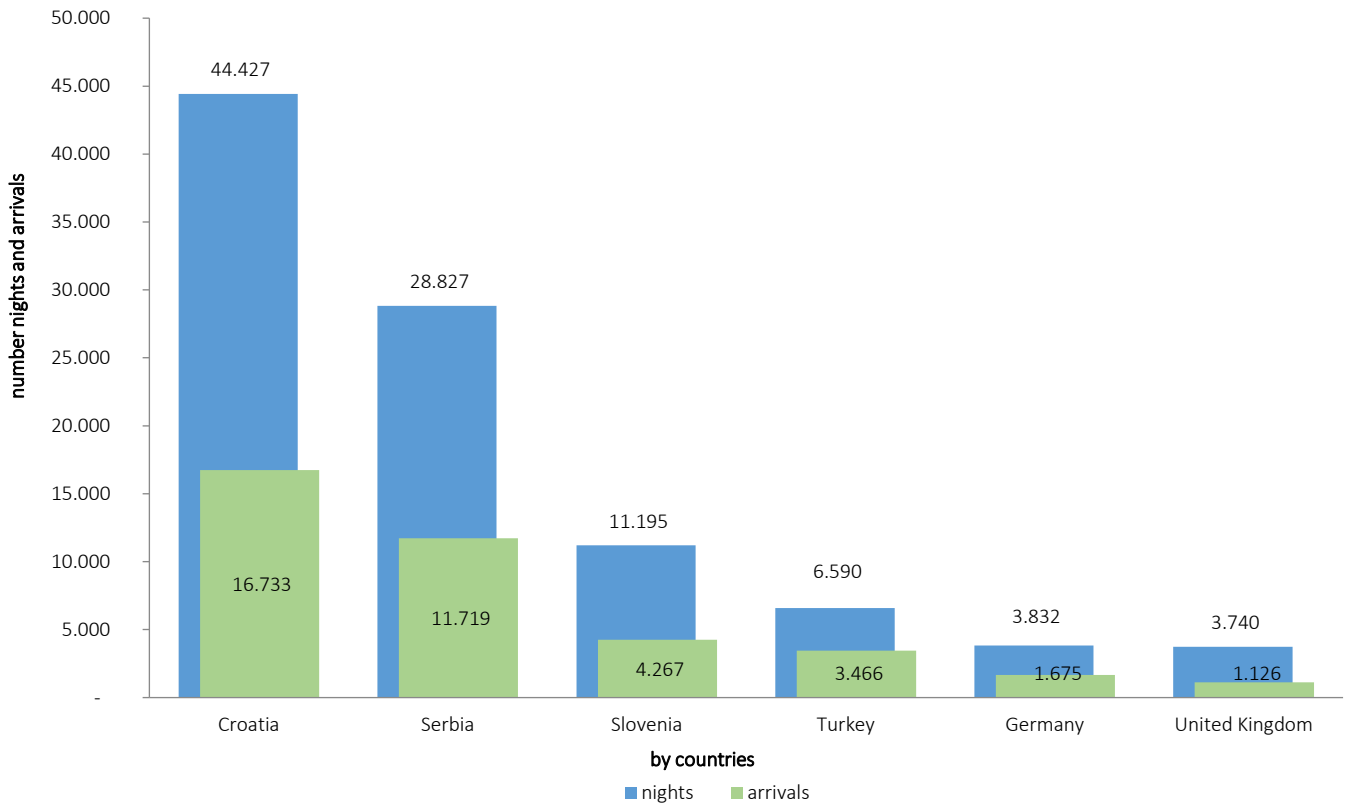


Table 3: Tourist arrivals and overnight stays according to KD BiH 2)

	Arrivals					Overnight stays					II 2024
	II 2023*	I 2024	II 2024	Indices II 2024 I 2024	Indices II 2024 II 2023	II 2023*	I 2024	II 2024	Indices II 2024 I 2024	Indices II 2024 II 2023	The structure of overnights in %
TOTAL	89.072	90.614	93.943	103,7	105,5	207.665	212.251	209.309	98,6	100,8	100,0
Hotels and similar accommodation	86.466	87.936	91.503	104,1	105,8	198.643	202.762	199.286	98,3	100,3	95,2
Resorts and similar facilities for short breaks	2.055	2.074	1.821	87,8	88,6	4.306	4.751	4.694	98,8	109,0	2,2
Campsites and camping areas	55	129	39	30,2	70,9	113	195	59	30,3	52,2	0,0
Other accommodation	496	475	580	122,1	116,9	4.603	4.543	5.270	116,0	114,5	2,5
Domestic tourists	36.295	36.784	38.388	104,4	105,8	70.169	76.791	73.177	95,3	104,3	35,0
Hotels and similar accommodation	34.726	35.231	36.938	104,8	106,4	64.403	71.147	66.752	93,8	103,6	31,9
Resorts and similar facilities for short breaks	1.210	1.173	1.039	88,6	85,9	2.273	2.428	2.531	104,2	111,4	1,2
Campsites and camping areas	22	13	15	115,4	68,2	25	15	21	140,0	84,0	0,0
Other accommodation	337	367	396	107,9	117,5	3.468	3.201	3.873	121,0	111,7	1,9
Foreign tourists	52.777	53.830	55.555	103,2	105,3	137.496	135.460	136.132	100,5	99,0	65,0
Hotels and similar accommodation	51.740	52.705	54.565	103,5	105,5	134.240	131.615	132.534	100,7	98,7	63,3
Resorts and similar facilities for short breaks	845	901	782	86,8	92,5	2.033	2.323	2.163	93,1	106,4	1,0
Campsites and camping areas	33	116	24	20,7	72,7	88	180	38	21,1	43,2	0,0

Other accommodation	159	108	184	170,4	115,7	1.135	1.342	1.397	104,1	123,1	0,7
---------------------	-----	-----	-----	-------	-------	-------	-------	-------	-------	-------	-----

2) Classification of activities of Bosnia and Herzegovina BiH 2010
final data

Table 4: Tourist arrivals and overnight stays by arrival method

	Individually						Organized					
	Arrivals			Overnight stays			Arrivals			Overnight stays		
	II 2023*	II 2024	Indices II 2024 II 2023	II 2023*	II 2024	Indices II 2024 II 2023	II 2023*	II 2024	Indices II 2024 II 2023	II 2023*	II 2024	Indices II 2024 II 2023
TOTAL	74.710	77.970	104,4	167.817	161.872	96,5	14.362	15.973	111,2	39.848	47.437	119,0
Domestic tourists	32.715	34.087	104,2	61.200	62.537	102,2	3.580	4.301	120,1	8.969	10.640	118,6
Foreign tourists	41.995	43.883	104,5	106.617	99.335	93,2	10.782	11.672	108,3	30.879	36.797	119,2

final data

METHODOLOGICAL EXPLANATIONS

The purpose of the statistical survey

The purpose of the statistical survey is to monitor the tourist activity realised in commercial accommodation establishments and to provide internationally comparable BiH's tourism statistics in accordance with current EU Regulations for the tourism statistics.

Observation units

Observation units are all business entities /legal units which are, by the main activity, registered in accommodation activity (division 55 - KD BiH 2010), persons as well as households that rent accommodation establishments to tourists. For the purpose of the survey, Classification of Activities in Bosnia and Herzegovina - KD BiH 2010 was used, and it is fully compliant with the European Classification of Economic Activities - NACE Rev. 2.

Coverage

Reporting units are all business entities (enterprises, craftsmen, cooperatives, institutions, associations etc.) and their constituent units that are registered according to KD BiH 2010 under section : 55.1 (hotels and similar accommodation), 55.2 (holiday and other short - stay accommodation), 55.3 (camps and camping grounds), 55.9 (other uncategorised accommodation), health care institutions in which person themselves bear the fee for medical rehabilitation or their stay: business entities that deal with the mediation of accommodation of guests in: households, houses, camps, apartments and rooms which are directly rented by private persons/households. Survey covers the entire territory of Bosnia and Herzegovina.

Source and methods of data collection

Data on tourists turnover (number of tourist arrivals and tourist nights) are collected from regular monthly report (TU-11 form). Reports are usually made based on reception records in guest books, entities and their parts engaged in organising and arranging of tourists.

Data revision

Regular press releases on tourism are published in monthly dynamics and contain preliminary / first results until the final data are published.

The first regular revision of data implies that, when publishing data for the next month, the published data from the previous month (t-1) are revised in accordance with the information submitted by the reporting unit. The second regular revision of previously published data is the annual revision, which includes all changes in the data submitted after the first revision, in order to ensure the accuracy of the published data.

The press release clearly indicates what the data are, so that users of the statistics can interpret them correctly. If new statistical standards and concepts are introduced, changes in the research methodology are made, it is necessary to revise the data to ensure the consistency and comparability of data from previous historical series and new data series. Users will be informed about changes in data and reasons in an appropriate and transparent manner, in regular monthly press releases and other publications for the public, as well as on the website of the BiH Agency for Statistics (www.bhas.gov.ba).

Definitions

Tourism means the activity of visitors taking a trip to a main destination outside their usual environment for less than a year, for leisure, business or other personal purpose other than to be employed by a resident entity in the place visited.

Tourist is every person who, outside his place of permanent residence, spends one night in a hotel or some other accommodation facility for reasons of rest, recreation, health, study, sport, religion, family, business, public tasks or meeting.

Tourist is registered in every place or establishment where he stays and, therefore, in case of change of place or establishment, he must register again, which results in data ambiguity. Consequently, the statistics registers the number of tourist arrivals, not the number of tourists.

Residence is a place where a person came with the intention of permanent stay. Tourist is registered in every place or establishment where he stays and, therefore, in case he/she changes the place or establishment, he/she must register again, which results in data ambiguity. Consequently, the statistics register the number of tourist arrivals and not the number of tourists.

Domestic tourist is a person with permanent residence in the BiH who spends at least one night in a hotel or same other accommodation establishment outside their place or residence.

Foreign tourist is every person with permanent residence outside in BiH who temporarily resides in BiH and who spends at least one night in a hotel or same other accommodation establishment.

Tourist arrivals refer to the number of persons (tourists) who arrived and registered their stay in an accommodation establishment.

Tourist nights refer to every registered overnight stay of a person (tourist) in an accommodation establishment.

Accommodation capacities are presented as the number of rooms, apartments and camping sites, and the number of permanent beds.

Permanent beds are those that are regularly ready-made for renting to guests.

Occupancy rate of permanent beds (net) in the reference period is obtained by dividing the total number of nights by the number of beds on offer and the number of days when the beds are actually available for use during the reference period. The data are expressed as a percentage.

Occupancy rate of bedrooms (net) in the reference period is obtained by dividing the total number of bedrooms used during the reference period by the number of bedrooms available for use during the reference period. The data is expressed as a percentage.

Organization of tourist arrivals represent the way of organising tourist arrangements. Depending on the way of organising, tourist arrangement can be individual or organised (travel agencies).

Symbols

- no occurrence

0,0 value not zero but less than 0,05

1) Indices higher than 999

Published by the Agency for Statistics of Bosnia and Herzegovina, 71000 Sarajevo, Zelenih beretki 26

Email: bhas@bhas.gov.ba | Website: www.bhas.gov.ba

Velimir Jukić, Assistant Director for Business Statistics

Vesna Čužić, Director

Press release prepared by: Azra Bander Demirović and Mirza Agić



Razmislite o očuvanju okoliša prije štampanja dokumenta.