



FIRST RELEASE



You are required to specify a data source when allowed in your product or application.

YEAR XVIII

SARAJEVO, 05/06/2024

NUMBER 4

BUSINESS STATISTICS

Tourism, April 2024

In Bosnia and Herzegovina, in the month of April 2024, tourists made 140,139 visits, which is an increase of 38.2% compared to March 2024 and an increase of 10.3% compared to April 2023.

Tourists made 280,667 overnight stays, which is 30.0% more than in March 2024 and 10.7% more than in April 2023. Of the total number of overnight stays, domestic tourists accounted for 29.4%, while foreign tourists accounted for 70.6%.

The number of overnight stays by domestic tourists increased by 11.8% compared to March 2024 and by 16.5% compared to April 2023. The number of overnight stays by foreign tourists increased by 39.5% compared to March 2024 and by 8.4% compared to April 2023.

In the structure of overnight stays by foreign tourists in April 2024, most overnight stays were made by tourists from Croatia (16.6%), Serbia (14.4%), Turkey (11.4%), Slovenia (8.1%), Germany and Italy with 4.0% each, and the USA with 3.8%, which is a total of 62.3%. Tourists from other countries accounted for 37.7% of overnight stays.

The net room occupancy rate in April 2024 was 31.2%, and the permanent bed occupancy rate was 22.2%, while in April 2023, the room occupancy rate was 28.0%, and the permanent bed occupancy rate was 20.6%.

By type of accommodation, the highest number of overnight stays was achieved in the category of Hotels and similar accommodation, with a share of 94.9%.

Graph 1: Tourist nights for the period March 2023 - March 2024

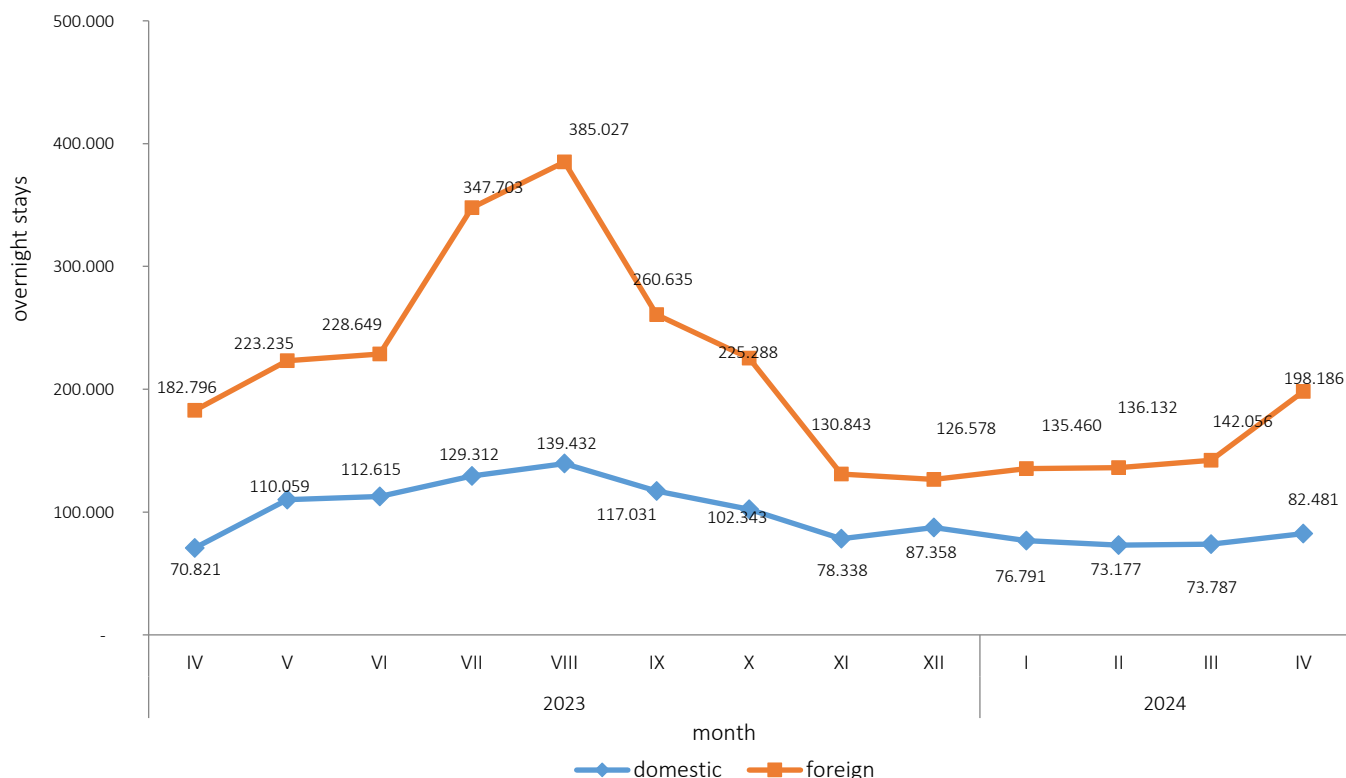
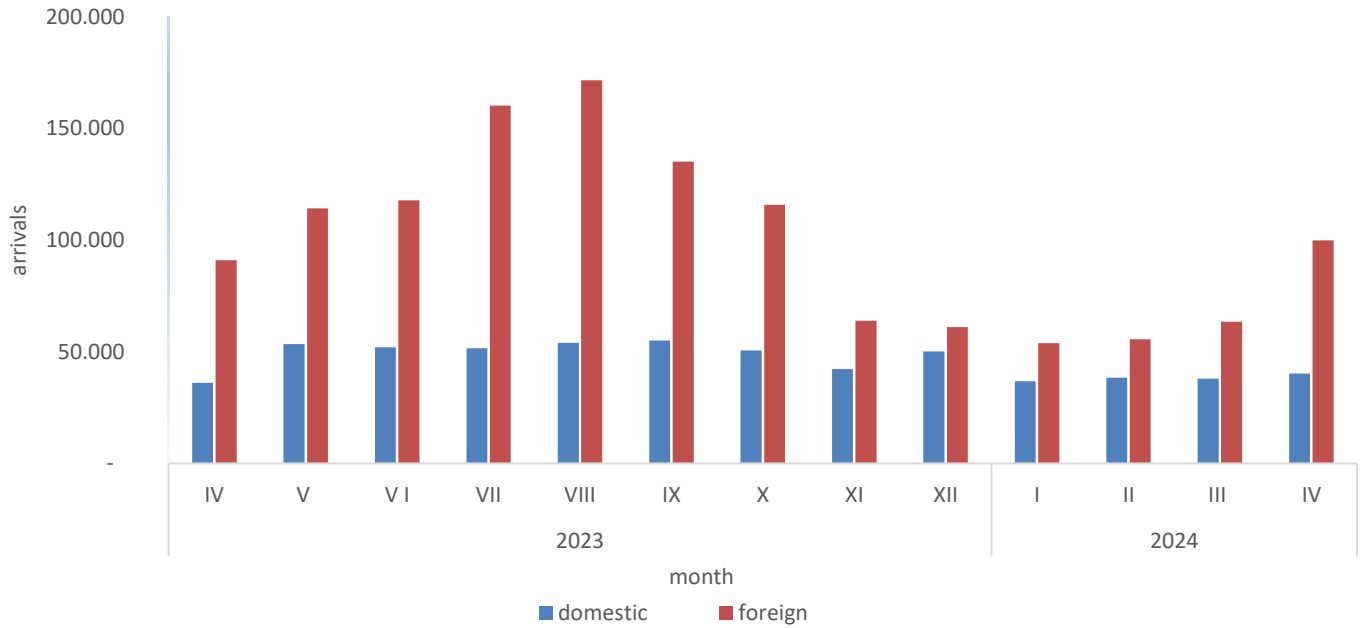


Table 1: Tourist arrivals and overnight stays

	Dolasci					Noćenja					IV 2024	
	IV 2023*	III 2024	IV 2024	Indicijes IV 2024 III 2024	Indicijes IV 2024 IV 2023	IV 2023*	III 2024	IV 2024	Indicijes IV 2024 III 2024	Indicijes IV 2024 IV 2023	The structure of overnights in %	The average number of overnights per check-in
UKUPNO	127.050	101.429	140.139	138,2	110,3	253.617	215.843	280.667	130,0	110,7	100,0	2,0
Domaći turisti	36.072	37.970	40.260	106,0	111,6	70.821	73.787	82.481	111,8	116,5	29,4	2,0
Strani turisti	90.978	63.459	99.879	157,4	109,8	182.796	142.056	198.186	139,5	108,4	70,6	2,0

*) final data

Graph 2: Tourist arrivals April 2023 - April 2024



Regarding the length of stay of foreign tourists in our country, tourists from New Zealand are in first place with 3.8 nights, Qatar with 3.7 nights, Ireland and Ukraine with 3.4 nights each, and Malta and Egypt with 3.3 each. overnight stays on average.

Graph 3: Arrivals and overnight stays of foreign tourists by country of residence, April 2024

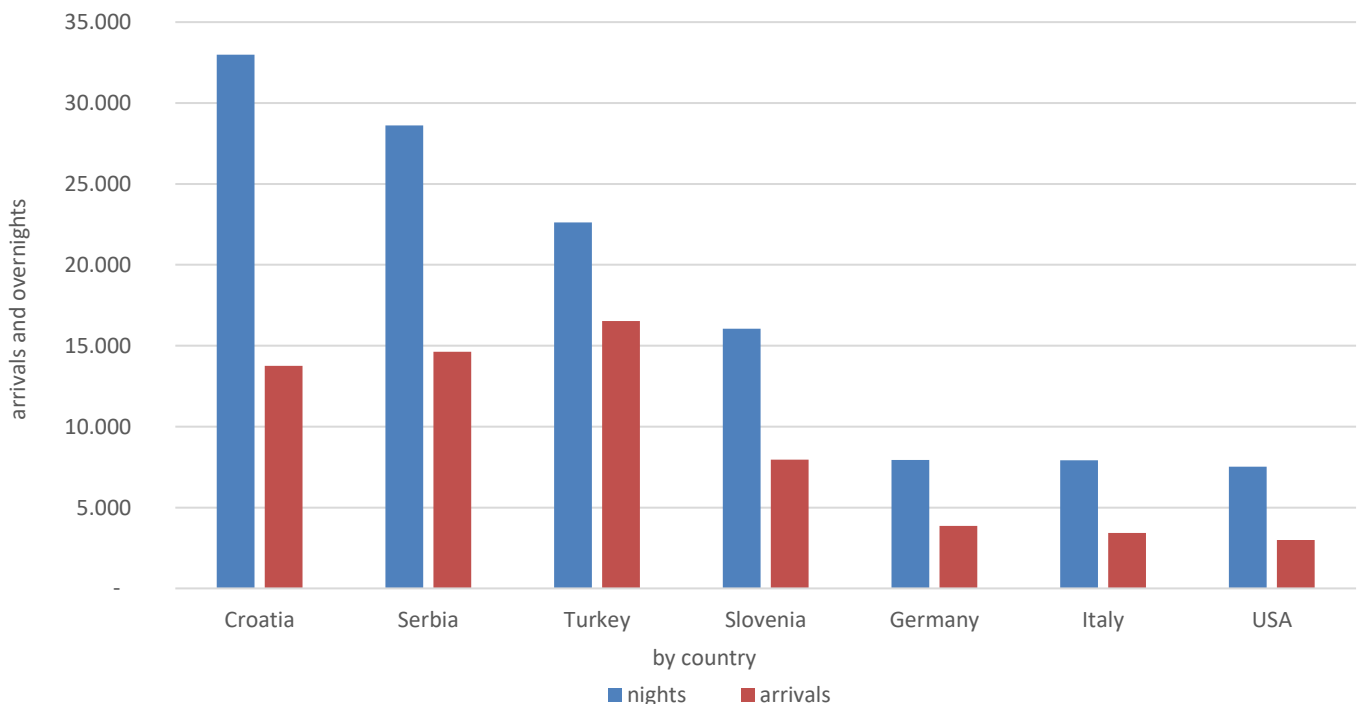


Table 2: Tourist arrivals and overnight stays according to KD BiH 1)

	Arrivals					Overnight stays					IV 2024
	IV 2023*	III 2024	IV 2024	Indices IV 2024 III 2024	Indices IV 2024 IV 2023	IV 2023*	III 2024	IV 2024	Indices IV 2024 III 2024	Indices IV 2024 IV 2023	The structure of overnight s in %
TOTAL	127.050	101.429	140.139	138,2	110,3	253.617	215.843	280.667	130,0	110,7	100,0
Hotels and similar accommodation	122.771	98.673	136.098	137,9	110,9	240.795	204.081	266.294	130,5	110,6	94,9
Resorts and similar facilities for short breaks	2.883	1.860	3.065	164,8	106,3	5.971	4.866	7.312	150,3	122,5	2,6
Campsites and camping areas	602	216	335	155,1	55,6	1.052	237	469	197,9	44,6	0,2
Other accommodation	794	680	641	94,3	80,7	5.799	6.659	6.592	99,0	113,7	2,3
Domestic tourists	36.072	37.970	40.260	106,0	111,6	70.821	73.787	82.481	111,8	116,5	29,4
Hotels and similar accommodation	34.374	36.466	38.251	104,9	111,3	65.673	66.040	74.128	112,2	112,9	26,4
Resorts and similar facilities for short breaks	1.193	947	1.498	158,2	125,6	1.898	2.339	3.245	138,7	171,0	1,2
Campsites and camping areas	32	22	37	168,2	115,6	36	23	37	160,9	102,8	0,0
Other accommodation	473	535	474	88,6	100,2	3.214	5.385	5.071	94,2	157,8	1,8
Foreign tourists	90.978	63.459	99.879	157,4	109,8	182.796	142.056	198.186	139,5	108,4	70,6
Hotels and similar accommodation	88.397	62.207	97.847	157,3	110,7	175.122	138.041	192.166	139,2	109,7	68,5
Resorts and similar facilities for short breaks	1.690	913	1567	171,6	92,7	4.073	2.527	4.067	160,9	99,9	1,4
Campsites and camping areas	570	194	298	153,6	52,3	1.016	214	432	201,9	42,5	0,2
Other accommodation	321	145	167	115,2	52,0	2.585	1.274	1.521	119,4	58,8	0,5

* final data

1) Classification of activities of Bosnia and Herzegovina (BiH) 2010

In April 2024, tourists had access to 20,442 rooms, apartments, and camping spots in Bosnia and Herzegovina, which is 3.6% more compared to April 2023, and 45,123 available beds, which is 4.2% more compared to the same month in 2023.

In April 2024, within the activity of Hotels and similar accommodation, tourists had access to a total of 18,870 rooms and apartments, which is 3.0% more compared to April 2023, and 40,122 beds, which is 4.3% more compared to the same month of the previous year.

Table 3: Tourist arrivals and overnight stays by arrival method

	Individually						Organized					
	Arrivals			Overnight stays			Arrivals			Overnight stays		
	IV 2023*	IV 2024	Indices IV 2024 IV 2023	IV 2023*	IV 2024	Indices IV 2024 IV 2023	IV 2023*	IV 2024	Indices IV 2024 IV 2023	IV 2023*	IV 2024	Indices IV 2024 IV 2023
TOTAL	91.653	98.120	107,1	182.745	189.126	103,5	35.397	42.019	118,7	70.872	91.541	129,2
Domestic tourists	29.545	33.109	112,1	57.023	62.945	110,4	6.527	7.151	109,6	13.798	19.536	141,6
Foreign tourists	62.108	65.011	104,7	125.722	126.181	100,4	28.870	34.868	120,8	57.074	72.005	126,2

final data

Table 4: Arrivals and overnight stays of foreign tourists by country of residence

	Arrivals					Overnight stays					IV 2024	
	IV 2023*	III 2024	IV 2024	Indices IV 2024 III 2024	Indices IV 2024 IV 2023	IV 2023*	III 2024	IV 2024	Indices IV 2024 III 2024	Indices IV 2024 IV 2023	The structure of overnight s in %	Average number of overnight s per check-in
Foreign tourists	90.978	63.459	99.879	157,4	109,8	182.796	142.056	198.186	139,5	108,4	100,0	2,0
Albania	437	278	227	81,7	51,9	960	716	518	72,3	54,0	0,3	2,3
Austria	2.953	1.757	2.255	128,3	76,4	5.664	3.512	4.138	117,8	73,1	2,1	1,8
Belgium	492	166	461	277,7	93,7	1.005	544	1.342	246,7	133,5	0,7	2,9
Bulgaria	738	597	1.199	200,8	162,5	1.275	1.100	2.507	227,9	196,6	1,3	2,1
Montenegro	2.915	2.677	2.824	105,5	96,9	5.519	5.046	5.469	108,4	99,1	2,8	1,9
Czech Republic	652	352	416	118,2	63,8	1.340	715	868	121,4	64,8	0,4	2,1
Denmark	294	212	268	126,4	91,2	680	774	823	106,3	121,0	0,4	3,1
Estonia	34	41	35	85,4	102,9	151	119	100	84,0	66,2	0,1	2,9
Finland	204	112	256	228,6	125,5	340	344	460	133,7	135,3	0,2	1,8
France	1.191	410	1.441	351,5	121,0	2.921	1.002	3.425	341,8	117,3	1,7	2,4
Greece	398	125	249	199,2	62,6	737	281	576	205,0	78,2	0,3	2,3
Netherlands	1.251	427	1.223	286,4	97,8	2.766	941	3.198	339,9	115,6	1,6	2,6
Croatia	14.490	14.591	13.762	94,3	95,0	29.819	35.872	32.991	92,0	110,6	16,6	2,4
Ireland	273	182	325	178,6	119,0	929	612	1.113	181,9	119,8	0,6	3,4
Iceland	10	4	4	100,0	40,0	25	22	12	54,5	48,0	0,0	3,0
Italy	2.849	2.436	3.422	140,5	120,1	6.429	5.192	7.915	152,4	123,1	4,0	2,3
Cyprus	24	11	64	581,8	266,7	47	42	75	178,6	159,6	0,0	1,2
Latvia	29	36	77	213,9	265,5	71	151	176	116,6	247,9	0,1	2,3
Lithuania	134	30	52	173,3	38,8	185	80	106	132,5	57,3	0,1	2,0
Luxembourg	80	44	63	143,2	78,8	200	71	156	219,7	78,0	0,1	2,5
Hungary	1.379	878	1.580	180,0	114,6	2.784	1.734	2.594	149,6	93,2	1,3	1,6
Malta	88	27	18	66,7	20,5	256	153	59	38,6	23,0	0,0	3,3
Norway	307	253	237	93,7	77,2	756	547	599	109,5	79,2	0,3	2,5
Germany	4.396	2.263	3.857	170,4	87,7	9.185	4.811	7.935	164,9	86,4	4,0	2,1
Poland	1.530	662	1.650	249,2	107,8	2.558	1.336	2.986	223,5	116,7	1,5	1,8
Portugal	178	79	203	257,0	114,0	413	228	354	155,3	85,7	0,2	1,7
Romania	501	392	630	160,7	125,7	1.063	1.449	1.709	117,9	160,8	0,9	2,7
Russia	1.125	609	828	136,0	73,6	1.917	1.414	1.377	97,4	71,8	0,7	1,7
Northern Macedonia	1.233	1.148	1.078	93,9	87,4	2.554	2.588	2.214	85,5	86,7	1,1	2,1
Slovak Republic	456	327	299	91,4	65,6	995	776	569	73,3	57,2	0,3	1,9
Slovenia	9.740	5.330	7.961	149,4	81,7	23.294	14.343	16.057	112,0	68,9	8,1	2,0

(continued on next page)

(continued)

	Arrivals					Overnight stays					IV 2024	
	IV 2023*	III 2024	IV 2024	Indices IV 2024 III 2024	Indices IV 2024 IV 2023	IV 2023*	III 2024	IV 2024	Indices IV 2024 III 2024	Indices IV 2024 IV 2023	The structure of overnights in %	Average number of overnights per check-in
Serbia	16.226	11.728	14.632	124,8	90,2	30.513	23.917	28.606	119,6	93,8	14,4	2,0
Spain	568	352	543	154,3	95,6	1.604	614	1.213	197,6	75,6	0,6	2,2
Switzerland (including Liechtenstein)	1.089	632	1.149	181,8	105,5	2.197	1.300	2.439	187,6	111,0	1,2	2,1
Sweden	971	373	661	177,2	68,1	2.168	1.128	1.763	156,3	81,3	0,9	2,7
Turkey	8.024	4.377	16.523	377,5	205,9	12.439	7.956	22.619	284,3	181,8	11,4	1,4
United Kingdom	898	1.084	1.424	131,4	158,6	2.151	3.295	3.654	110,9	169,9	1,8	2,6
Ukraine	168	398	318	79,9	189,3	475	782	1.070	136,8	225,3	0,5	3,4
Other European countries	158	192	186	96,9	117,7	429	555	472	85,0	110,0	0,2	2,5
Egypt	28	33	66	200,0	235,7	58	111	216	194,6	372,4	0,1	3,3
South Africa	25	7	12	171,4	48,0	52	14	19	135,7	36,5	0,0	1,6
Other African countries	124	92	143	155,4	115,3	326	432	414	95,8	127,0	0,2	2,9
Canada	315	191	339	177,5	107,6	593	496	757	152,6	127,7	0,4	2,2
USA	2.234	1.444	2.983	206,6	133,5	5.052	3.915	7.520	192,1	148,9	3,8	2,5
Other North American Countries	43	60	177	295,0	411,6	99	198	329	166,2	332,3	0,2	1,9
Brasil	140	81	499	616,0	356,4	308	177	836	472,3	271,4	0,4	1,7
Other South and Central American Countries	458	272	451	165,8	98,5	827	920	858	93,3	103,7	0,4	1,9
Bahrain	120	10	89	890,0	74,2	294	28	146	521,4	49,7	0,1	1,6
India	340	93	408	438,7	120,0	667	293	806	275,1	120,8	0,4	2,0
Iran	22	24	18	75,0	81,8	53	67	40	59,7	75,5	0,0	1,2
Israel	498	55	160	290,9	32,1	1.204	116	476	410,3	39,5	0,2	3,0
Japan	194	193	140	72,5	72,2	299	321	235	73,2	78,6	0,1	1,7
South Korea	1.140	336	716	213,1	62,8	1.390	653	1.059	162,2	76,2	0,5	1,5
Qatar	82	9	71	788,9	86,6	284	86	263	305,8	92,6	0,1	3,7
China	1.823	2.971	4.849	163,2	266,0	2.842	4.154	6.324	152,2	222,5	3,2	1,3
Kuwait	287	71	549	773,2	191,3	982	241	1.727	716,6	175,9	0,9	3,1
Malawi	733	255	907	355,7	123,7	886	357	1.202	336,7	135,7	0,6	1,3
Oman	333	5	46	920,0	13,8	608	10	100	¹⁾	16,4	0,1	2,2
Saudi Arabia	643	114	1.305	¹⁾	203,0	1.405	515	2.891	561,4	205,8	1,5	2,2
United Arab Emirates	1.085	165	1.212	734,5	111,7	2.894	560	3.657	653,0	126,4	1,8	3,0
Other Asian countries	1.433	1.170	1.690	144,4	117,9	2.067	1.701	2.689	158,1	130,1	1,4	1,6
Australia	341	118	437	370,3	128,2	688	478	1.030	215,5	149,7	0,5	2,4
Mainland New Zealand	41	15	31	206,7	75,6	84	63	117	185,7	139,3	0,1	3,8
Other Oceania Countries	13	83	181	218,1	¹⁾	20	88	218	247,7	¹⁾	0,1	1,2

final data

- no occurrence

¹⁾ Indices higher than 999

METHODOLOGICAL EXPLANATIONS

The purpose of the statistical survey

The purpose of the statistical survey is to monitor the tourist activity realised in commercial accommodation establishments and to provide internationally comparable BiH's tourism statistics in accordance with current EU Regulations for the tourism statistics.

Observation units

Observation units are all business entities /legal units which are, by the main activity, registered in accommodation activity (division 55 - KD BiH 2010), persons as well as households that rent accommodation establishments to tourists. For the purpose of the survey, Classification of Activities in Bosnia and Herzegovina - KD BiH 2010 was used, and it is fully compliant with the European Classification of Economic Activities - NACE Rev. 2.

Coverage

Reporting units are all business entities (enterprises, craftsmen, cooperatives, institutions, associations etc.) and their constituent units that are registered according to KD BiH 2010 under section : 55.1 (hotels and similar accommodation), 55.2 (holiday and other short - stay accommodation), 55.3 (camps and camping grounds), 55.9 (other uncategorised accommodation), health care institutions in which person themselves bear the fee for medical rehabilitation or their stay: business entities that deal with the mediation of accommodation of guests in: households, houses, camps, apartments and rooms which are directly rented by private persons/households. Survey covers the entire territory of Bosnia and Herzegovina.

Source and methods of data collection

Data on tourists turnover (number of tourist arrivals and tourist nights) are collected from regular monthly report (TU-11 form). Reports are usually made based on reception records in guest books, entities and their parts engaged in organising and arranging of tourists.

Data revision

Regular press releases on tourism are published in monthly dynamics and contain preliminary / first results until the final data are published.

The first regular revision of data implies that, when publishing data for the next month, the published data from the previous month (t-1) are revised in accordance with the information submitted by the reporting unit. The second regular revision of previously published data is the annual revision, which includes all changes in the data submitted after the first revision, in order to ensure the accuracy of the published data.

The press release clearly indicates what the data are, so that users of the statistics can interpret them correctly. If new statistical standards and concepts are introduced, changes in the research methodology are made, it is necessary to revise the data to ensure the consistency and comparability of data from previous historical series and new data series. Users will be informed about changes in data and reasons in an appropriate and transparent manner, in regular monthly press releases and other publications for the public, as well as on the website of the BiH Agency for Statistics (www.bhas.gov.ba).

DEFINITIONS

Tourism means the activity of visitors taking a trip to a main destination outside their usual environment for less than a year, for leisure, business or other personal purpose other than to be employed by a resident entity in the place visited.

Tourist is every person who, outside his place of permanent residence, spends one night in a hotel or some other accommodation facility for reasons of rest, recreation, health, study, sport, religion, family, business, public tasks or meeting.

Residence is a place where a person came with the intention of permanent stay. Tourist is registered in every place or establishment where he stays and, therefore, in case he/she changes the place or establishment, he/she must register again, which results in data ambiguity. Consequently, the statistics register the number of tourist arrivals and not the number of tourists.

Domestic tourist is a person with permanent residence in the BiH who spends at least one night in a hotel or same other accommodation establishment outside their place or residence.

Foreign tourist is every person with permanent residence outside in BiH who temporarily resides in BiH and who spends at least one night in a hotel or same other accommodation establishment.

Tourist arrivals refer to the number of persons (tourists) who arrived and registered their stay in an accommodation establishment.

Tourist nights refer to every registered overnight stay of a person (tourist) in an accommodation establishment.

Accommodation capacities are presented as the number of rooms, apartments and camping sites, and the number of permanent beds.

Permanent beds are those that are regularly ready-made for renting to guests.

Occupancy rate of permanent beds (net) in the reference period is obtained by dividing the total number of nights by the number of beds on offer and the number of days when the beds are actually available for use during the reference period. The data are expressed as a percentage.

Occupancy rate of bedrooms (net) in the reference period is obtained by dividing the total number of bedrooms used during the reference period by the number of bedrooms available for use during the reference period. The data is expressed as a percentage.

Organization of tourist arrivals represent the way of organising tourist arrangements. Depending on the way of organising, tourist arrangement can be individual or organised (travel agencies).

Symbols

- no occurrence

0,0 value not zero but less than 0,05

1) Indices greater than 999

Published by the Agency for Statistics of Bosnia and Herzegovina, 71000 Sarajevo, Zelenih beretki 26

Email: bhas@bhas.gov.ba | Website: www.bhas.gov.ba

Velimir Jukić, Assistant Director for Business Statistics

Vesna Čužić, Director

Press release prepared by: Azra Bander Demirović and Mirza Agić



Please consider the environment before printing this document.