



# FIRST RELEASE



You are required to specify a data source when allowed in your product or application.

YEAR XVIII

SARAJEVO, 05/07/2024

NUMBER 5

## BUSINESS STATISTICS Tourism, May 2024

In Bosnia and Herzegovina in the month of May 2024, tourists made 188,719 visits, which is 34.7% more compared to April 2024 and 12.5% more compared to May 2023.

Tourists spent 371,178 overnight stays, which is 32.2% more compared to April 2024 and 11.4% more compared to May 2023. In the total number of overnight stays, the participation of domestic tourists is 30.4%, while the participation of foreign tourists is 69.6%.

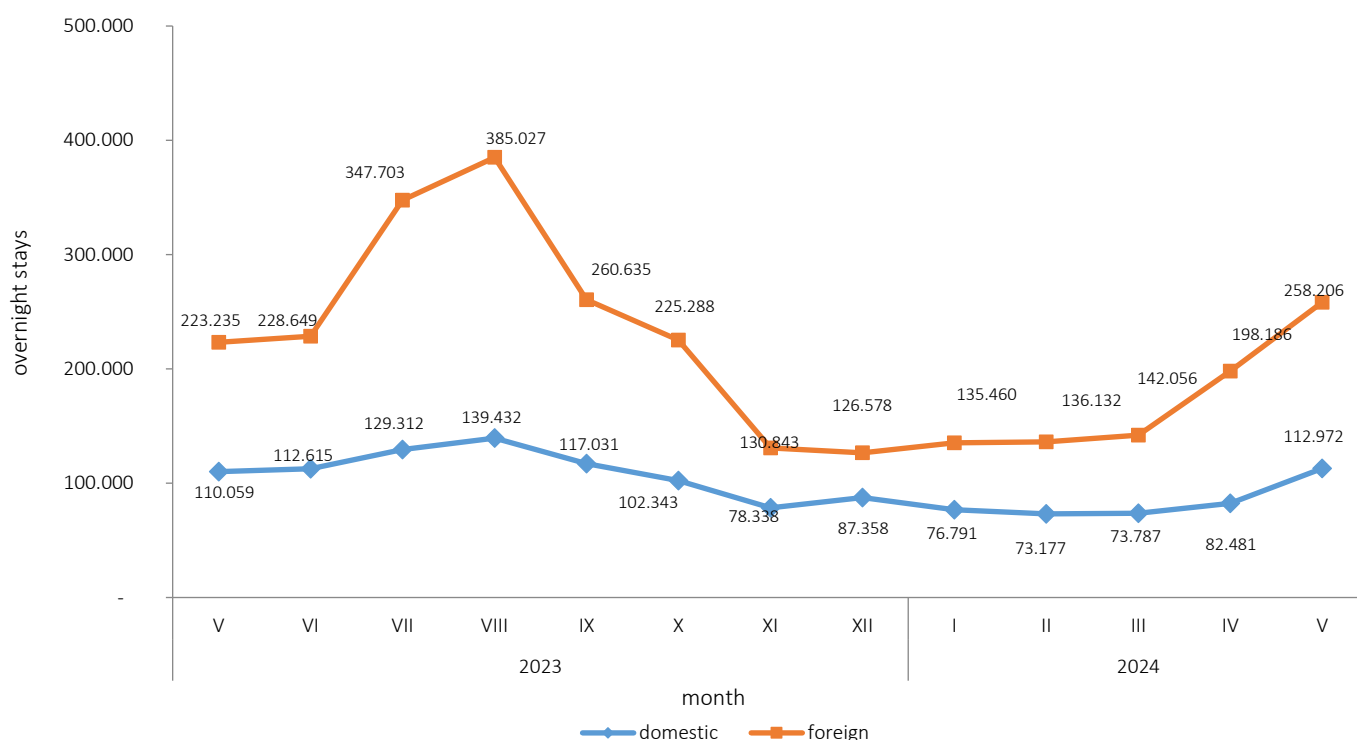
The number of overnight stays by domestic tourists increased by 37.0% compared to April 2024 and increased by 2.6% compared to May 2023. The number of overnight stays by foreign tourists increased by 30.3% compared to April 2024 and by 15.7% compared to May 2023.

In May 2024, in the structure of overnight stays by foreign tourists, the most overnight stays were made by tourists from Serbia with 13.9%, followed by tourists from Turkey with 10.2%, Croatia with 9.9%, Slovenia with 6.4%, Germany with 5.8%, China with 4.2%, the United States with 4.0%, Poland with 3.3% and Austria with 3.1% of overnight stays. Together, these countries account for 60.8% of the total number of overnight stays. Tourists from other countries accounted for the remaining 39.2% of overnight stays.

The net occupancy rate of rooms in May 2024 was 38.1%, and of permanent beds 28.0%, while in May 2023, the occupancy rate of rooms was 35.2%, and of permanent beds 26.4%.

According to the type of accommodation facility, the largest number of overnight stays was realized within the Hotels and similar accommodation sector with a share of 94.7%.

**Graph 1: Tourist nights for the period May 2023 - May 2024**

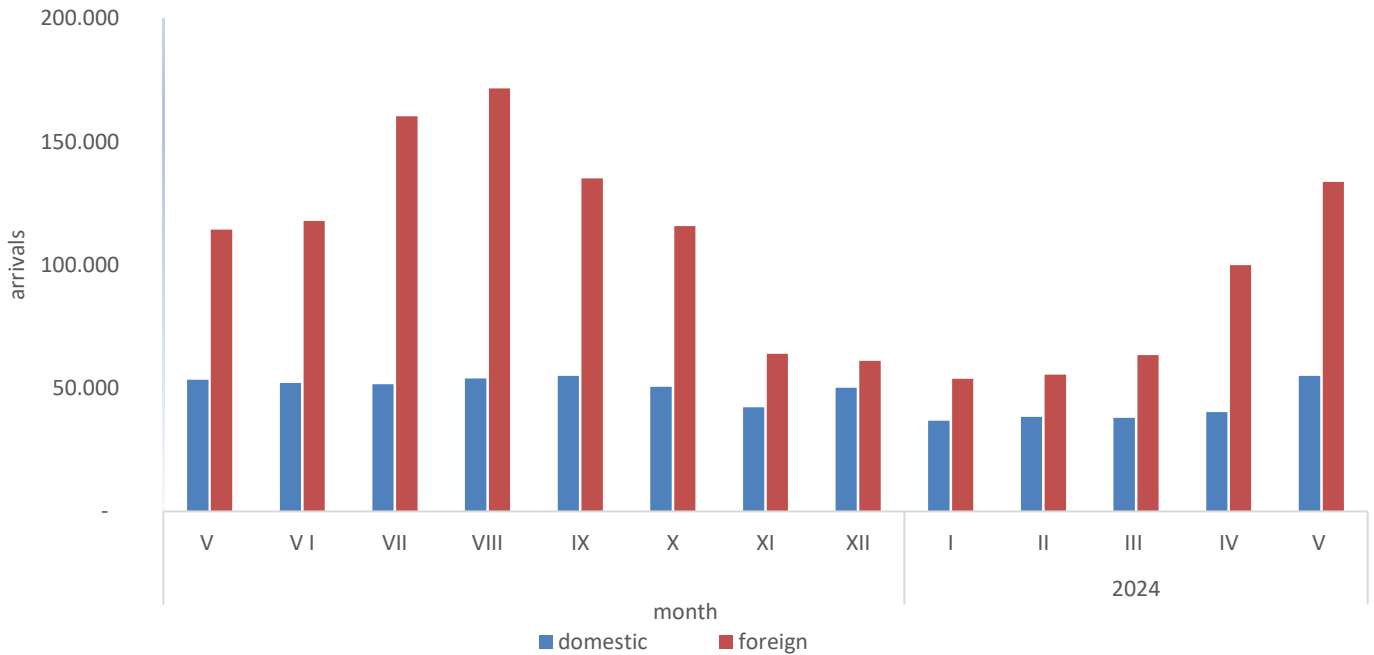


**Table 1: Tourist arrivals and overnight stays**

	Arrivals					Overnights					V 2024	
	V 2023*	IV 2024	V 2024	Indicies V 2024 IV 2024	Indicies V 2024 V 2023	V 2023*	IV 2024	V 2024	Indicies V 2024 IV 2024	Indicies V 2024 V 2023	Structure of overnights %	Average number of overnights per check- in
<b>TOTAL</b>	<b>164,684</b>	<b>140,139</b>	<b>188,719</b>	<b>134.7</b>	<b>112.5</b>	<b>333,294</b>	<b>280,667</b>	<b>371,178</b>	<b>132.2</b>	<b>111.4</b>	<b>100.0</b>	<b>2.0</b>
<b>Domestic tourists</b>	53,397	40,260	54,992	136.0	103.0	110,059	82,481	112,972	137.0	102.6	30.4	2.1
<b>Foreign tourists</b>	114,287	99,879	133,727	133.9	117.0	223,235	198,186	258,206	130.3	115.7	69.6	1.9

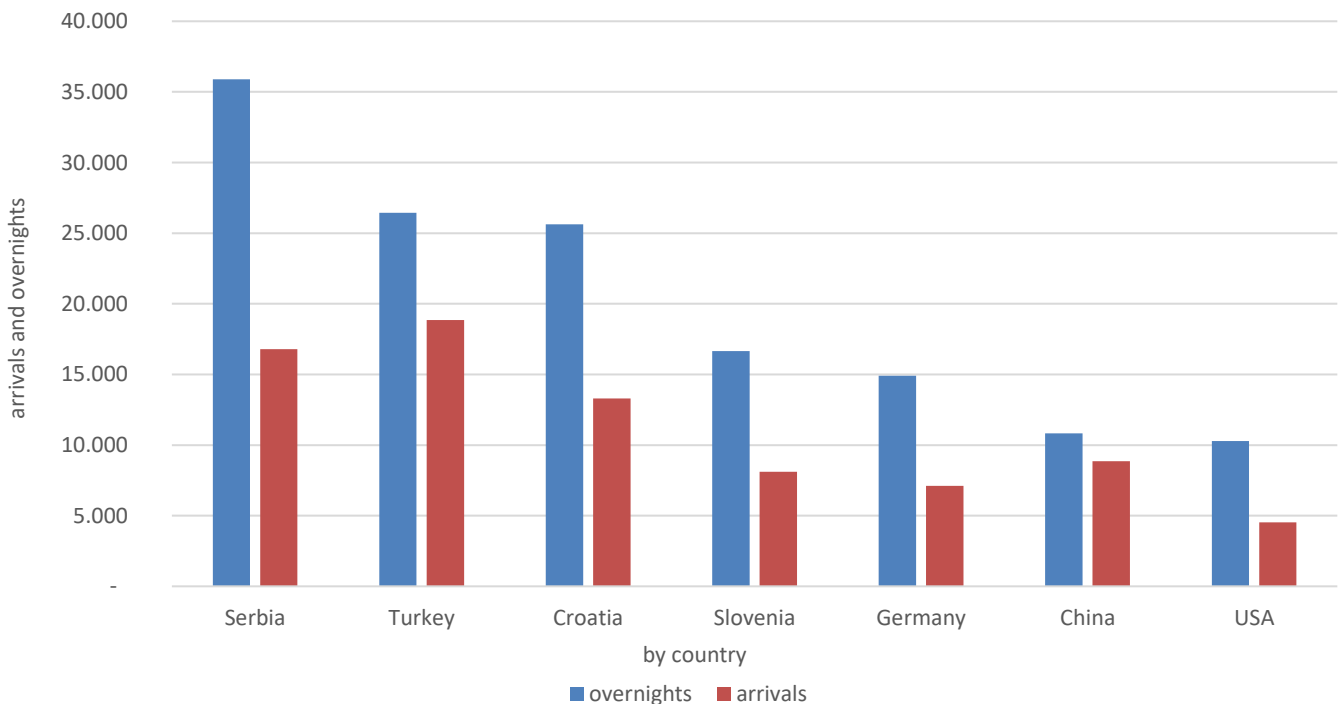
\*) final data

**Graph 2: Tourist arrivals May 2023 - May 2024**



Regarding the length of stay of foreign tourists in our country, the first place is occupied by tourists from Egypt with 4.5 nights, Kuwait with 3.6 nights, Ireland with 3.3 nights, Iran with 3.2 nights and France with 3.1 overnight stays on average.

**Graph 3: Arrivals and overnight stays of foreign tourists by country of residence, May 2024**



**Table 2: Tourist arrivals and overnight stays according to KD BiH 1)**

	Arrivals					Overnight stays					V 2024
	V 2023*	IV 2024	V 2024	Indices V 2024 IV 2024	Indices V 2024 V 2023	V 2023*	IV 2024	V 2024	Indices V 2024 IV 2024	Indices V 2024 V 2023	The structure of overnights in %
<b>TOTAL</b>	<b>167,684</b>	<b>140,139</b>	<b>188,719</b>	<b>134.7</b>	<b>112.5</b>	<b>333,294</b>	<b>280,667</b>	<b>371,178</b>	<b>132.2</b>	<b>111.4</b>	<b>100</b>
Hotels and similar accommodation	161,279	136,098	182,034	133.8	112.9	316,429	266,294	351,566	132.0	111.1	94.7
Resorts and similar facilities for short breaks	3,606	3,065	3,824	124.8	106.0	6,978	7,312	8,939	122.3	128.1	2.4
Campsites and camping areas	2129	335	1985	592.5	93.2	3436	469	3517	749.9	102.4	0.9
Other accommodation	670	641	876	136.7	130.7	6,451	6,592	7,156	108.6	110.9	1.9
<b>Domestic tourists</b>	<b>53,397</b>	<b>40,260</b>	<b>54,992</b>	<b>136.6</b>	<b>103.0</b>	<b>110,059</b>	<b>82,481</b>	<b>112,972</b>	<b>137.0</b>	<b>102.6</b>	<b>30.4</b>
Hotels and similar accommodation	51,012	38,251	52,578	137.5	103.1	101,634	74,128	103,232	139.3	101.6	27.8
Resorts and similar facilities for short breaks	1,717	1,498	1,534	102.4	89.3	2,691	3,245	3,284	101.2	122.0	0.9
Campsites and camping areas	115	37	123	332.4	107.0	178	37	146	394.6	82.0	0.0
Other accommodation	553	474	757	159.7	136.9	5,556	5,071	6,310	124.4	113.6	1.7
<b>Foreign tourists</b>	<b>114,287</b>	<b>99,879</b>	<b>133,727</b>	<b>133.9</b>	<b>117.0</b>	<b>223,235</b>	<b>198,186</b>	<b>258,206</b>	<b>130.3</b>	<b>115.7</b>	<b>69.6</b>
Hotels and similar accommodation	110,267	97,847	129,456	132.3	117.4	214,795	192,166	248,334	129.2	115.6	66.9
Resorts and similar facilities for short breaks	1889	1,567	2290	146.1	121.2	4,287	4,067	5,655	139.0	131.9	1.5
Campsites and camping areas	2014	298	1862	624.8	92.5	3258	432	3371	780.3	103.5	0.9
Other accommodation	117	167	119	71.3	101.7	895	1521	846	55.6	94.5	0.2

\* final data

1) Classification of activities of Bosnia and Herzegovina (BiH) 2010

In May 2024, in Bosnia and Herzegovina 20,998 rooms, apartments and camping sites were available to tourists, which is 4.6% more than in May 2023, and 46,671 available beds, which is 5.6% more than on the same month in 2023.

Within the activity - Hotels and similar accommodation, a total of 19,074 rooms and apartments were available to tourists, which is 4.1% more than in May 2023, and 40,590 beds, which is 5.1% more than in the same month of the previous year.

**Table 3: Tourist arrivals and overnight stays by arrival method**

	Individually						Organized					
	Arrivals			Overnight stays			Arrivals			Overnight stays		
	V 2023*	V 2024	Indices V 2024 V 2023	V 2023*	V 2024	Indices V 2024 V 2023	V 2023*	V 2024	Indices V 2024 V 2023	V 2023*	V 2024	Indices V 2024 V 2023
<b>TOTAL</b>	<b>116,419</b>	<b>128,235</b>	<b>110.1</b>	<b>228,453</b>	<b>247,061</b>	<b>108.1</b>	<b>51,265</b>	<b>60,484</b>	<b>118.0</b>	<b>104,841</b>	<b>124,117</b>	<b>118.4</b>
<b>Domestic tourists</b>	40,188	42,951	106.9	79,299	85,850	108.3	13,209	12,041	91.2	30,760	27,122	88.2
<b>Foreign tourists</b>	76,231	85,284	111.9	149,154	161,211	108.1	38,056	48,443	127.3	74,081	96,995	130.9

final data

**Table 4: Arrivals and overnight stays of foreign tourists by country of residence**

	Arrivals					Overnight stays					V 2024	
	V 2023*	IV 2024	V 2024	Indices V 2024 IV 2024	Indices V 2024 V 2023	V 2023*	IV 2024	V 2024	Indices V 2024 IV 2024	Indices V 2024 V 2023	The structure of overnights in %	Average number of overnights per check-in
<b>Foreign tourists</b>	<b>114,287</b>	<b>99,879</b>	<b>133,727</b>	<b>133.9</b>	<b>117.0</b>	<b>223,235</b>	<b>198,186</b>	<b>258,206</b>	<b>130.3</b>	<b>115.7</b>	<b>100.0</b>	<b>1.9</b>
Albania	359	227	347	152.9	96.7	1,072	518	644	124.3	60.1	0.2	1.9
Austria	3,736	2,255	4,599	203.9	123.1	7,005	4,138	8,068	195.0	115.2	3.1	1.8
Belgium	992	461	902	195.7	90.9	2,113	1,342	2,189	163.1	103.6	0.8	2.4
Bulgaria	879	1,199	1,268	105.8	144.3	1,407	2,507	2,453	97.8	174.3	1.0	1.9
Montenegro	2,884	2,824	3,198	113.2	110.9	5,593	5,469	6,406	117.1	114.5	2.5	2.0
Czech Republic	668	416	927	222.8	138.8	1,180	868	1,519	175.0	128.7	0.6	1.6
Denmark	415	268	414	154.5	99.8	1,006	823	925	112.4	91.9	0.4	2.2
Estonia	45	35	64	182.9	142.2	62	100	190	190.0	306.5	0.1	3.0
Finland	213	256	195	76.2	91.5	364	460	333	72.4	91.5	0.1	1.7
France	2,835	1,441	2,256	156.6	79.6	7,804	3,425	6,903	201.5	88.5	2.7	3.1
Greece	434	249	771	309.6	177.6	912	576	1,926	334.4	211.2	0.7	2.5
Netherlands	2,742	1,223	2,687	219.7	98.0	7,107	3,198	6,644	207.8	93.5	2.6	2.5
Croatia	10,889	13,762	13,306	96.7	122.2	18,891	32,991	25,619	77.7	135.6	9.9	1.9
Ireland	433	325	624	192.0	144.1	1,614	1,113	2,059	185.0	127.6	0.8	3.3
Iceland	19	4	22	550.0	115.8	48	12	33	275.0	68.8	0.0	1.5
Italy	2,884	3,422	3,267	95.5	113.3	5,885	7,915	7,733	97.7	131.4	3.0	2.4
Cyprus	75	64	65	101.6	86.7	202	75	175	233.3	86.6	0.1	2.7
Latvia	89	77	47	61.0	52.8	167	176	92	52.3	55.1	0.0	2.0
Lithuania	143	52	191	367.3	133.6	171	106	346	326.4	202.3	0.1	1.8
Luxembourg	66	63	75	119.0	113.6	137	156	147	94.2	107.3	0.1	2.0
Hungary	1,887	1,580	2,013	127.4	106.7	3,390	2,594	3,346	129.0	98.7	1.3	1.7
Malta	32	18	239	1.327.8	746.9	116	59	414	701.7	356.9	0.2	1.7
Norway	559	237	369	155.7	66.0	1,226	599	771	128.7	62.9	0.3	2.1
Germany	6,007	3,857	7,122	184.7	118.6	12,131	7,935	14,916	188.0	123.0	5.8	2.1
Poland	2,532	1,650	4,097	248.3	161.8	6,132	2,986	8,403	281.4	137.0	3.3	2.1
Portugal	118	203	333	164.0	282.2	293	354	606	171.2	206.8	0.2	1.8
Romania	908	630	806	127.9	88.8	1,389	1,709	1,813	106.1	130.5	0.7	2.2
Russia	821	828	1,180	142.5	143.7	1,572	1,377	2,062	149.7	131.2	0.8	1.7
Northern Macedonia	1,929	1,078	1,939	179.9	100.5	3,524	2,214	3,635	164.2	103.1	1.4	1.9
Slovak Republic	719	299	866	289.6	120.4	1,345	569	1,617	284.2	120.2	0.6	1.9
Slovenia	7,812	7,961	8,100	101.7	103.7	16,334	16,057	16,642	103.6	101.9	6.4	2.1

(continued on next page)

(continued)

	Arrivals					Overnight stays					V 2024	
	V 2023*	IV 2024	V 2024	Indices V 2024 IV 2024	Indices V 2024 V 2023	V 2023*	IV 2024	V 2024	Indices V 2024 IV 2024	Indices V 2024 V 2023	The structure of overnights in %	Average number of overnights per check- in
Serbia	16,189	14,632	16,797	114.8	103.8	30,745	28,606	35,887	125.5	116.7	13.9	2.1
Spain	733	543	1,728	318.2	235.7	2,170	1,213	3,500	288.5	161.3	1.4	2.0
Switzerland (including Liechtenstein)	1,371	1,149	1,377	119.8	100.4	2,806	2,439	2,640	108.2	94.1	1.0	1.9
Sweden	1,237	661	914	138.3	73.9	2,800	1,763	1,954	110.8	69.8	0.8	2.1
Turkey	12,262	16,523	18,857	114.1	153.8	18,507	22,619	26,445	116.9	142.9	10.2	1.4
United Kingdom	1,175	1,424	1,789	125.6	152.3	2,883	3,654	4,370	119.6	151.6	1.7	2.4
Ukraine	197	318	229	72.0	116.2	410	1,070	624	58.3	152.2	0.2	2.7
Other European countries	567	186	259	139.2	45.7	991	472	634	134.3	64.0	0.2	2.4
Egypt	44	66	62	93.9	140.9	128	216	281	130.1	219.5	0.1	4.5
South Africa	40	12	27	225.0	67.5	73	19	77	405.3	105.5	0.0	2.9
Other African countries	191	143	175	122.4	91.6	509	414	620	149.8	121.8	0.2	3.5
Canada	779	339	875	258.1	112.3	1,598	757	1,679	221.8	105.1	0.7	1.9
USA	3,943	2,983	4,536	152.1	115.0	8,780	7,520	10,294	136.9	117.2	4.0	2.3
Other North American Countries	110	177	335	189.3	304.5	216	329	1,152	350.2	533.3	0.4	3.4
Brasil	638	499	883	177.0	138.4	1,171	836	1,291	154.4	110.2	0.5	1.5
Other South and Central American Countries	856	451	1,234	273.6	144.2	1,469	858	2,055	239.5	139.9	0.8	1.7
Bahrain	362	89	60	67.4	16.6	863	146	159	108.9	18.4	0.1	2.7
India	388	408	479	117.4	123.5	676	806	823	102.1	121.7	0.3	1.7
Iran	45	18	16	88.9	35.6	143	40	51	127.5	35.7	0.0	3.2
Israel	723	160	319	199.4	44.1	1,527	476	547	114.9	35.8	0.2	1.7
Japan	181	140	279	199.3	154.1	310	235	444	188.9	143.2	0.2	1.6
South Korea	2,573	716	1,755	245.1	68.2	3,124	1,059	2,232	210.8	71.4	0.9	1.3
Qatar	104	71	109	153.5	104.8	365	263	293	111.4	80.3	0.1	2.7
China	2,972	4,849	8,848	182.5	297.7	4,128	6,324	10,822	171.1	262.2	4.2	1.2
Kuwait	783	549	997	181.6	127.3	3,346	1,727	3,545	205.3	105.9	1.4	3.6
Malawi	2,360	907	1,343	148.1	56.9	2,814	1,202	1,799	149.7	63.9	0.7	1.3
Oman	1,585	46	108	234.8	6.8	3,508	100	233	233.0	6.6	0.1	2.2
Saudi Arabia	1,930	1,305	1,949	149.3	101.0	4,737	2,891	4,817	166.6	101.7	1.9	2.5
United Arab Emirates	2,553	1,212	1,290	106.4	50.5	6,636	3,657	3,712	101.5	55.9	1.4	2.9
Other Asian countries	2,165	1,690	2,525	149.4	116.6	3,491	2,689	3,871	144.0	110.9	1.5	1.5
Australia	854	437	1,117	255.6	130.8	1,678	1,030	2,404	233.4	143.3	0.9	2.2
Mainland New Zealand	108	31	113	364.5	104.6	207	117	258	220.5	124.6	0.1	2.3
Other Oceania Countries	145	181	54	29.8	37.2	234	218	64	29.4	27.4	0.0	1.2

final data

- no occurrence

1) Indices higher than 999

## METHODOLOGICAL EXPLANATIONS

### The purpose of the statistical survey

The purpose of the statistical survey is to monitor the tourist activity realised in commercial accommodation establishments and to provide internationally comparable BiH's tourism statistics in accordance with current EU Regulations for the tourism statistics.

### Observation units

Observation units are all business entities /legal units which are, by the main activity, registered in accommodation activity (division 55 - KD BiH 2010), persons as well as households that rent accommodation establishments to tourists. For the purpose of the survey, Classification of Activities in Bosnia and Herzegovina - KD BiH 2010 was used, and it is fully compliant with the European Classification of Economic Activities - NACE Rev. 2.

### Coverage

Reporting units are all business entities (enterprises, craftsmen, cooperatives, institutions, associations etc.) and their constituent units that are registered according to KD BiH 2010 under section : 55.1 (hotels and similar accommodation), 55.2 (holiday and other short - stay accommodation), 55.3 (camps and camping grounds), 55.9 (other uncategorised accommodation), health care institutions in which person themselves bear the fee for medical rehabilitation or their stay: business entities that deal with the mediation of accommodation of guests in: households, houses, camps, apartments and rooms which are directly rented by private persons/households. Survey covers the entire territory of Bosnia and Herzegovina.

### Source and methods of data collection

Data on tourists turnover (number of tourist arrivals and tourist nights) are collected from regular monthly report (TU-11 form). Reports are usually made based on reception records in guest books, entities and their parts engaged in organising and arranging of tourists.

### Data revision

Regular press releases on tourism are published in monthly dynamics and contain preliminary / first results until the final data are published.

The first regular revision of data implies that, when publishing data for the next month, the published data from the previous month (t-1) are revised in accordance with the information submitted by the reporting unit. The second regular revision of previously published data is the annual revision, which includes all changes in the data submitted after the first revision, in order to ensure the accuracy of the published data.

The press release clearly indicates what the data are, so that users of the statistics can interpret them correctly. If new statistical standards and concepts are introduced, changes in the research methodology are made, it is necessary to revise the data to ensure the consistency and comparability of data from previous historical series and new data series. Users will be informed about changes in data and reasons in an appropriate and transparent manner, in regular monthly press releases and other publications for the public, as well as on the website of the BiH Agency for Statistics ([www.bhas.gov.ba](http://www.bhas.gov.ba)).

## DEFINITIONS

**Tourism** means the activity of visitors taking a trip to a main destination outside their usual environment for less than a year, for leisure, business or other personal purpose other than to be employed by a resident entity in the place visited.

**Tourist** is every person who, outside his place of permanent residence, spends one night in a hotel or some other accommodation facility for reasons of rest, recreation, health, study, sport, religion, family, business, public tasks or meeting.

**Residence** is a place where a person came with the intention of permanent stay. Tourist is registered in every place or establishment where he stays and, therefore, in case he/she changes the place or establishment, he/she must register again, which results in data ambiguity. Consequently, the statistics register the number of tourist arrivals and not the number of tourists.

**Domestic tourist** is a person with permanent residence in the BiH who spends at least one night in a hotel or same other accommodation establishment outside their place or residence.

**Foreign tourist** is every person with permanent residence outside in BiH who temporarily resides in BiH and who spends at least one night in a hotel or same other accommodation establishment.

**Tourist arrivals** refer to the number of persons (tourists) who arrived and registered their stay in an accommodation establishment.

**Tourist nights** refer to every registered overnight stay of a person (tourist) in an accommodation establishment.

**Accommodation capacities** are presented as the number of rooms, apartments and camping sites, and the number of permanent beds.

**Permanent beds** are those that are regularly ready-made for renting to guests.

**Occupancy rate of permanent beds (net)** in the reference period is obtained by dividing the total number of nights by the number of beds on offer and the number of days when the beds are actually available for use during the reference period. The data are expressed as a percentage.

**Occupancy rate of bedrooms (net)** in the reference period is obtained by dividing the total number of bedrooms used during the reference period by the number of bedrooms available for use during the reference period. The data is expressed as a percentage.

**Organization of tourist arrivals** represent the way of organising tourist arrangements. Depending on the way of organising, tourist arrangement can be individual or organised (travel agencies).

### **Symbols**

- no occurrence

0,0 value not zero but less than 0,05

1) Indices greater than 999

Published by the Agency for Statistics of Bosnia and Herzegovina, 71000 Sarajevo, Zelenih beretki 26

Email: [bhas@bhas.gov.ba](mailto:bhas@bhas.gov.ba) | Website: [www.bhas.gov.ba](http://www.bhas.gov.ba)

Velimir Jukić, Assistant Director for Business Statistics

Vesna Čužić, Director

Press release prepared by: Azra Bander Demirović and Mirza Agić



Please consider the environment before printing this document.