



FIRST RELEASE



You are required to specify a data source when allowed in your product or application.

YEAR XVIII

SARAJEVO, 06/08/2024

NUMBER 6

BUSINESS STATISTICS

Tourism, June 2024

In Bosnia and Herzegovina, in the month of June 2024, tourists made 204,170 visits, which is 8.2% more compared to May 2024 and 20.2% more compared to June 2023.

Tourists spent 411,998 overnight stays, which is 11.0% more compared to May 2024 and 20.7% more compared to June 2023. In the total number of overnight stays, the participation of domestic tourists is 26.6%, while the participation of foreign tourists is 73.4%.

The number of overnight stays by domestic tourists is lower by 2.8% compared to May 2024 and lower by 2.5% compared to June 2023. The number of overnight stays by foreign tourists increased by 17.0% compared to May 2024 and by 32.2% compared to June 2023.

In June 2024, in the structure of overnight stays by foreign tourists, the most overnight stays were made by tourists from Saudi Arabia with 15.2%, Turkey with 10.5%, Serbia with 9.3%, Croatia with 7.2%, Slovenia with 4.4%, Poland with 3.8%, Germany and the USA with 3.7% each and China with 3.5% of overnight stays, which represents 61.3% of the total number of overnight stays. Tourists from other countries accounted for 38.7% of overnight stays.

The net occupancy rate of rooms in June 2024 was 40.5%, and of permanent beds 31.7%, while in June 2023, the occupancy rate of rooms was 36.0%, and of permanent beds 27.3%.

According to the type of accommodation facility, the largest number of overnight stays was realized within the Hotels and similar accommodation sector with a share of 94.0%.

Graph 1: Tourist nights for the period June 2023 - June 2024

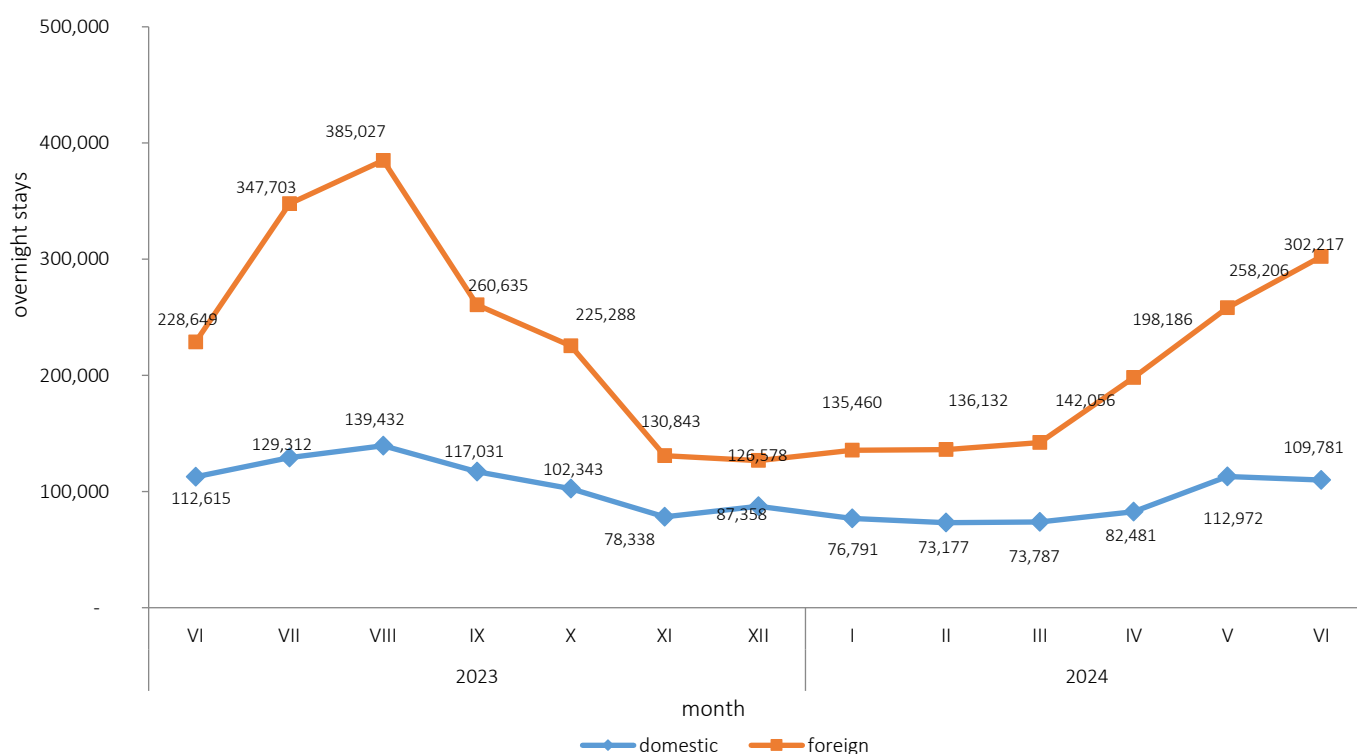
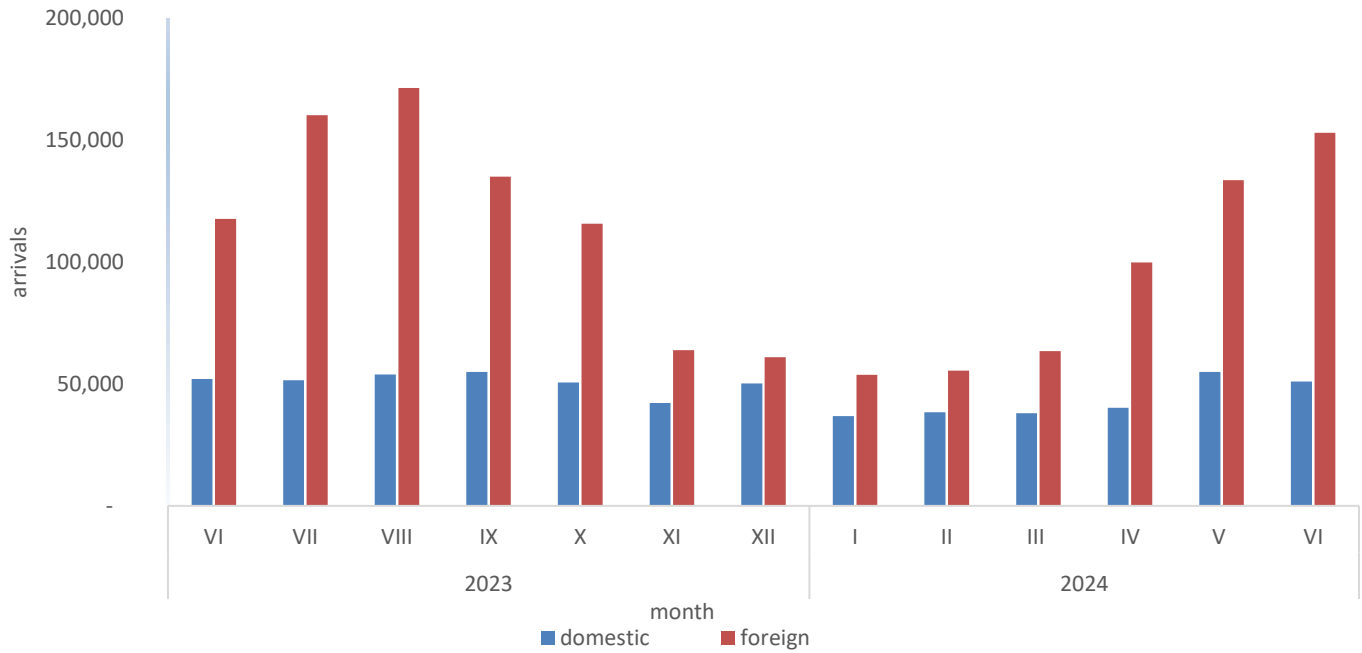


Table 1: Tourist arrivals and overnight stays

	Arrivals					Overnights					VI 2024	
	VI 2023*	V 2024	VI 2024	Indicies VI 2024 V 2024	Indicies VI 2024 VI 2023	VI 2023*	V 2024	VI 2024	Indicies VI 2024 V 2024	Indicies VI 2024 VI 2023	Structure of overnights %	Average number of overnights per check-in
TOTAL	169,861	188,719	204,170	108.2	120.2	341,264	371,178	411,998	111.0	120.7	100.0	2.0
Domestic tourists	52,064	54,992	50,986	92.7	97.9	112,615	112,972	109,781	97.2	97.5	26.6	2.2
Foreign tourists	117,797	133,727	153,184	114.5	130.0	228,649	258,206	302,217	117.0	132.2	73.4	2.0

*) final data

Graph 2: Tourist arrivals June 2023 – June 2024



Regarding the length of stay of foreign tourists in our country, in first place are tourists from Ireland and Lithuania with 3.7 nights each, Denmark and Iran with 3.3 nights, France with 3.2 nights and Kuwait with 3.1 nights in on average.

Graph 3: Arrivals and overnight stays of foreign tourists by country of residence, June 2024

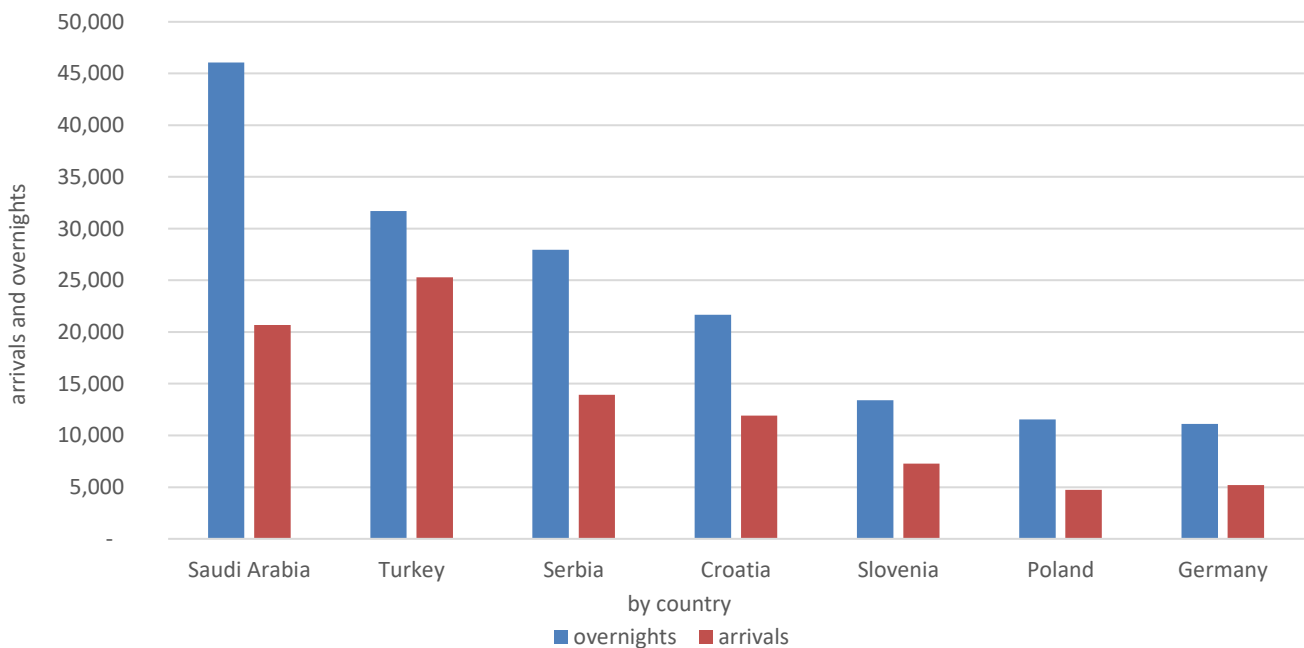


Table 2: Tourist arrivals and overnight stays according to KD BiH ¹⁾

	Arrivals					Overnight stays					VI 2024
	VI 2023*	V 2024	VI 2024	Indices VI 2024 V 2024	Indices VI 2024 VI 2023	VI 2023*	V 2024	VI 2024	Indices VI 2024 V 2024	Indices VI 2024 VI 2023	The structure of overnight s in %
TOTAL	169.861	188.719	204.170	108,2	120,2	341.264	371.178	411.998	111,0	120,7	100,0
Hotels and similar accommodation	162.646	182.034	195.134	107,2	120,0	320.961	351.566	387.463	110,2	120,7	94,0
Resorts and similar facilities for short breaks	3.708	3.824	4.545	118,9	122,6	9.068	8.939	10.616	118,8	117,1	2,6
Campsites and camping areas	2.652	1.985	3.513	177,0	132,5	4156	3517	5848	166,3	140,7	1,4
Other accommodation	855	876	978	111,6	114,4	7.079	7.156	8.071	112,8	114,0	2,0
Domestic tourists	52.064	54.992	50.986	92,7	97,9	112.615	112.972	109.781	97,2	97,5	26,6
Hotels and similar accommodation	49.451	52.578	48.251	91,8	97,6	102.509	103.232	98.479	95,4	96,1	23,9
Resorts and similar facilities for short breaks	1.546	1.534	1.690	110,2	109,3	3.495	3.284	3.910	119,1	111,9	0,9
Campsites and camping areas	397	123	309	251,2	77,8	594	146	520	356,2	87,5	0,1
Other accommodation	670	757	736	97,2	109,9	6.017	6.310	6.872	108,9	114,2	1,7
Foreign tourists	117.797	133.727	153.184	114,5	130,0	228.649	258.206	302.217	117,0	132,2	73,4
Hotels and similar accommodation	113.195	129.456	146.883	113,5	129,8	218.452	248.334	288.984	116,4	132,3	70,1
Resorts and similar facilities for short breaks	2.162	2.290	2.855	124,7	132,1	5.573	5.655	6.706	118,6	120,3	1,6
Campsites and camping areas	2.255	1.862	3.204	172,1	142,1	3562	3371	5328	158,1	149,6	1,3
Other accommodation	185	119	242	203,4	130,8	1062	846	1.199	141,7	112,9	0,3

* final data

¹⁾Classification of activities of Bosnia and Herzegovina (BiH) 2010

In June 2024 in Bosnia and Herzegovina, 21,136 rooms, apartments and camping sites were available to tourists, which is 3.4% more than in June 2023, and 46,817 available beds, which is 4.0% more than on the same month in 2023.

Within the scope of activities - Hotels and similar accommodation, a total of 19,192 rooms and apartments were available to tourists, which is 3.2% more than in June 2023, and 40,759 beds, which is 4.1% more than in the same month of the previous year.

Table 3: Tourist arrivals and overnight stays by arrival method

	Individually						Organized					
	Arrivals			Overnight stays			Arrivals			Overnight stays		
	VI 2023*	VI 2024	Indices VI 2024 VI 2023	VI 2023*	VI 2024	Indices VI 2024 VI 2023	VI 2023*	VI 2024	Indices VI 2024 VI 2023	VI 2023*	VI 2024	Indices VI 2024 VI 2023
TOTAL	117,402	139,359	118.7	239,067	281,162	117.6	52,459	64,811	123.5	102,197	130,836	128.0
Domestic tourists	41,452	40,431	97.5	87,195	83,203	95.4	10,612	10,555	99.5	25,420	26,578	104.6
Foreign tourists	75,950	98,928	130.3	151,872	197,959	130.3	41,847	54,256	129.7	76,777	104,258	135.8

final data

Table 4: Arrivals and overnight stays of foreign tourists by country of residence

	Arrivals					Overnight stays					VI 2024	
	VI 2023*	V 2024	VI 2024	Indices VI 2024 V 2024	Indices VI 2024 VI 2023	VI 2023*	V 2024	VI 2024	Indices VI 2024 V 2024	Indices VI 2024 VI 2023	The structure of overnight s in %	Average number of overnight s per check-in
Foreign tourists	117,797	133,727	153,184	114.5	130.0	228,649	258,206	302,217	117.0	132.2	100.0	2.0
Albania	260	347	323	93.1	124.2	1,030	644	774	120.2	75.1	0.3	2.4
Austria	3,565	4,599	3,371	73.3	94.6	6,554	8,068	5,716	70.8	87.2	1.9	1.7
Belgium	725	902	798	88.5	110.1	1,502	2,189	1,735	79.3	115.5	0.6	2.2
Bulgaria	826	1,268	967	76.3	117.1	1,187	2,453	2,117	86.3	178.3	0.7	2.2
Montenegro	1,618	3,198	2,149	67.2	132.8	3,458	6,406	5,284	82.5	152.8	1.7	2.5
Czech Republic	933	927	1,332	143.7	142.8	1,408	1,519	2,359	155.3	167.5	0.8	1.8
Denmark	380	414	310	74.9	81.6	1,273	925	1,024	110.7	80.4	0.3	3.3
Estonia	84	64	59	92.2	70.2	193	190	163	85.8	84.5	0.1	2.8
Finland	175	195	224	114.9	128.0	305	333	486	145.9	159.3	0.2	2.2
France	2,278	2,256	2,604	115.4	114.3	6,832	6,903	8,286	120.0	121.3	2.7	3.2
Greece	613	771	1,017	131.9	165.9	1,128	1,926	2,399	124.6	212.7	0.8	2.4
Netherlands	2,299	2,687	2,304	85.7	100.2	5,911	6,644	6,066	91.3	102.6	2.0	2.6
Croatia	12,733	13,306	11,928	89.6	93.7	22,522	25,619	21,675	84.6	96.2	7.2	1.8
Ireland	363	624	481	77.1	132.5	967	2,059	1,802	87.5	186.3	0.6	3.7
Iceland	76	22	49	222.7	64.5	165	33	134	406.1	81.2	0.0	2.7
Italy	2,583	3,267	3,729	114.1	144.4	5,220	7,733	7,952	102.8	152.3	2.6	2.1
Cyprus	47	65	97	149.2	206.4	66	175	116	66.3	175.8	0.0	1.2
Latvia	149	47	97	206.4	65.1	430	92	255	277.2	59.3	0.1	2.6
Lithuania	121	191	126	66.0	104.1	179	346	460	132.9	257.0	0.2	3.7
Luxembourg	106	75	70	93.3	66.0	242	147	157	106.8	64.9	0.1	2.2
Hungary	1,758	2,013	1,849	91.9	105.2	3,030	3,346	3,544	105.9	117.0	1.2	1.9
Malta	77	239	261	109.2	339.0	111	414	561	135.5	505.4	0.2	2.1
Norway	365	369	466	126.3	127.7	739	771	1,025	132.9	138.7	0.3	2.2
Germany	5,915	7,122	5,210	73.2	88.1	12,048	14,916	11,118	74.5	92.3	3.7	2.1
Poland	4,637	4,097	4,735	115.6	102.1	12,095	8,403	11,538	137.3	95.4	3.8	2.4
Portugal	241	333	328	98.5	136.1	405	606	702	115.8	173.3	0.2	2.1
Romania	525	806	901	111.8	171.6	969	1,813	2,702	149.0	278.8	0.9	3.0
Russia	750	1,180	782	66.3	104.3	1,405	2,062	1,754	85.1	124.8	0.6	2.2
Northern Macedonia	1,250	1,939	1,517	78.2	121.4	2,143	3,635	2,929	80.6	136.7	1.0	1.9
Slovak Republic	573	866	966	111.5	168.6	1,240	1,617	2,028	125.4	163.5	0.7	2.1
Slovenia	6,545	8,100	7,262	89.7	111.0	11,564	16,642	13,405	80.5	115.9	4.4	1.8

(continued on next page)

(continued)

	Arrivals					Overnight stays					VI 2024	
	VI 2023*	V 2024	VI 2024	Indices VI 2024 V 2024	Indices VI 2024 VI 2023	VI 2023*	V 2024	VI 2024	Indices VI 2024 V 2024	Indices VI 2024 VI 2023	The structure of overnights in %	Average number of overnights per check-in
Serbia	12,240	16,797	13,922	82.9	113.7	23,692	35,887	27,968	77.9	118.0	9.3	2.0
Spain	1,316	1,728	1,594	92.2	121.1	3,396	3,500	3,258	93.1	95.9	1.1	2.0
Switzerland (including Liechtenstein)	1,097	1,377	1,148	83.4	104.6	1,976	2,640	2,109	79.9	106.7	0.7	1.8
Sweden	1,010	914	863	94.4	85.4	2,124	1,954	1,922	98.4	90.5	0.6	2.2
Turkey	19,265	18,857	25,295	134.1	131.3	25,484	26,445	31,696	119.9	124.4	10.5	1.3
United Kingdom	1,445	1,789	2,514	140.5	174.0	3,292	4,370	6,521	149.2	198.1	2.2	2.6
Ukraine	255	229	288	125.8	112.9	603	624	861	138.0	142.8	0.3	3.0
Other European countries	568	259	547	211.2	96.3	1,222	634	2,201	347.2	180.1	0.7	4.0
Egypt	125	62	122	196.8	97.6	354	281	371	132.0	104.8	0.1	3.0
South Africa	55	27	55	203.7	100.0	87	77	127	164.9	146.0	0.0	2.3
Other African countries	224	175	198	113.1	88.4	463	620	580	93.5	125.3	0.2	2.9
Canada	677	875	736	84.1	108.7	1,376	1,679	1,589	94.6	115.5	0.5	2.2
USA	4,579	4,536	4,641	102.3	101.4	10,673	10,294	11,110	107.9	104.1	3.7	2.4
Other North American Countries	110	335	262	78.2	238.2	214	1,152	450	39.1	210.3	0.1	1.7
Brasil	401	883	799	90.5	199.3	602	1,291	1,427	110.5	237.0	0.5	1.8
Other South and Central American Countries	967	1,234	951	77.1	98.3	1,639	2,055	1,697	82.6	103.5	0.6	1.8
Bahrain	475	60	179	298.3	37.7	1,367	159	419	263.5	30.7	0.1	2.3
India	342	479	632	131.9	184.8	800	823	1,139	138.4	142.4	0.4	1.8
Iran	17	16	23	143.8	135.3	49	51	75	147.1	153.1	0.0	3.3
Israel	1,067	319	1,648	516.6	154.5	1,875	547	4,482	819.4	239.0	1.5	2.7
Japan	236	279	450	161.3	190.7	438	444	622	140.1	142.0	0.2	1.4
South Korea	1,987	1,755	1,125	64.1	56.6	2,533	2,232	1,547	69.3	61.1	0.5	1.4
Qatar	536	109	398	365.1	74.3	1,668	293	1,141	389.4	68.4	0.4	2.9
China	3,111	8,848	8,955	101.2	287.8	3,841	10,822	10,664	98.5	277.6	3.5	1.2
Kuwait	1,647	997	2,216	222.3	134.5	6,041	3,545	6,958	196.3	115.2	2.3	3.1
Malawi	609	1,343	357	26.6	58.6	895	1,799	460	25.6	51.4	0.2	1.3
Oman	1,681	108	130	120.4	7.7	3,900	233	252	108.2	6.5	0.1	1.9
Saudi Arabia	2,618	1,949	20,684	¹⁾	790.1	6,193	4,817	46,061	956.2	743.8	15.2	2.2
United Arab Emirates	3,165	1,290	2,349	182.1	74.2	9,246	3,712	6,182	166.5	66.9	2.0	2.6
Other Asian countries	2,036	2,525	2,258	89.4	110.9	3,499	3,871	4,754	122.8	135.9	1.6	2.1
Australia	1,182	1,117	1,306	116.9	110.5	2,446	2,404	2,801	116.5	114.5	0.9	2.1
Mainland New Zealand	116	113	184	162.8	158.6	244	258	427	165.5	175.0	0.1	2.3
Other Oceania Countries	68	54	43	79.6	63.2	96	64	80	125.0	83.3	0.0	1.9

final data

¹⁾ Indices higher than 999

- no occurrence

METHODOLOGICAL EXPLANATIONS

The purpose of the statistical survey

The purpose of the statistical survey is to monitor the tourist activity realised in commercial accommodation establishments and to provide internationally comparable BiH's tourism statistics in accordance with current EU Regulations for the tourism statistics.

Observation units

Observation units are all business entities /legal units which are, by the main activity, registered in accommodation activity (division 55 - KD BiH 2010), persons as well as households that rent accommodation establishments to tourists. For the purpose of the survey, Classification of Activities in Bosnia and Herzegovina - KD BiH 2010 was used, and it is fully compliant with the European Classification of Economic Activities - NACE Rev. 2.

Coverage

Reporting units are all business entities (enterprises, craftsmen, cooperatives, institutions, associations etc.) and their constituent units that are registered according to KD BiH 2010 under section : 55.1 (hotels and similar accommodation), 55.2 (holiday and other short - stay accommodation), 55.3 (camps and camping grounds), 55.9 (other uncategorised accommodation), health care institutions in which person themselves bear the fee for medical rehabilitation or their stay: business entities that deal with the mediation of accommodation of guests in: households, houses, camps, apartments and rooms which are directly rented by private persons/households. Survey covers the entire territory of Bosnia and Herzegovina.

Source and methods of data collection

Data on tourists turnover (number of tourist arrivals and tourist nights) are collected from regular monthly report (TU-11 form). Reports are usually made based on reception records in guest books, entities and their parts engaged in organising and arranging of tourists.

Data revision

Regular press releases on tourism are published in monthly dynamics and contain preliminary / first results until the final data are published.

The first regular revision of data implies that, when publishing data for the next month, the published data from the previous month (t-1) are revised in accordance with the information submitted by the reporting unit. The second regular revision of previously published data is the annual revision, which includes all changes in the data submitted after the first revision, in order to ensure the accuracy of the published data.

The press release clearly indicates what the data are, so that users of the statistics can interpret them correctly. If new statistical standards and concepts are introduced, changes in the research methodology are made, it is necessary to revise the data to ensure the consistency and comparability of data from previous historical series and new data series. Users will be informed about changes in data and reasons in an appropriate and transparent manner, in regular monthly press releases and other publications for the public, as well as on the website of the BiH Agency for Statistics (www.bhas.gov.ba).

DEFINITIONS

Tourism means the activity of visitors taking a trip to a main destination outside their usual environment for less than a year, for leisure, business or other personal purpose other than to be employed by a resident entity in the place visited.

Tourist is every person who, outside his place of permanent residence, spends one night in a hotel or some other accommodation facility for reasons of rest, recreation, health, study, sport, religion, family, business, public tasks or meeting.

Residence is a place where a person came with the intention of permanent stay. Tourist is registered in every place or establishment where he stays and, therefore, in case he/she changes the place or establishment, he/she must register again, which results in data ambiguity. Consequently, the statistics register the number of tourist arrivals and not the number of tourists.

Domestic tourist is a person with permanent residence in the BiH who spends at least one night in a hotel or same other accommodation establishment outside their place or residence.

Foreign tourist is every person with permanent residence outside in BiH who temporarily resides in BiH and who spends at least one night in a hotel or same other accommodation establishment.

Tourist arrivals refer to the number of persons (tourists) who arrived and registered their stay in an accommodation establishment.

Tourist nights refer to every registered overnight stay of a person (tourist) in an accommodation establishment.

Accommodation capacities are presented as the number of rooms, apartments and camping sites, and the number of permanent beds.

Permanent beds are those that are regularly ready-made for renting to guests.

Occupancy rate of permanent beds (net) in the reference period is obtained by dividing the total number of nights by the number of beds on offer and the number of days when the beds are actually available for use during the reference period. The data are expressed as a percentage.

Occupancy rate of bedrooms (net) in the reference period is obtained by dividing the total number of bedrooms used during the reference period by the number of bedrooms available for use during the reference period. The data is expressed as a percentage.

Organization of tourist arrivals represent the way of organising tourist arrangements. Depending on the way of organising, tourist arrangement can be individual or organised (travel agencies).

Symbols

- no occurrence

0,0 value not zero but less than 0,05

1) Indices greater than 999

Published by the Agency for Statistics of Bosnia and Herzegovina, 71000 Sarajevo, Zelenih beretki 26

Email: bhas@bhas.gov.ba | Website: www.bhas.gov.ba

Velimir Jukić, Assistant Director for Business Statistics

Vesna Čužić, Director

Press release prepared by: Azra Bander Demirović and Mirza Agić



Razmislite o očuvanju okoliša prije štampanja dokumenta.