



FIRST RELEASE



You are required to specify a data source when allowed in your product or application.

YEAR XVIII

SARAJEVO, 04/10/2024

NUMBER 8

BUSINESS STATISTICS

Tourism, August 2024

In Bosnia and Herzegovina, in August 2024, tourists made 248,341 visits, which is an increase of 3.1% compared to July 2024 and 10.1% more than in August 2023. Tourists recorded 549,385 overnight stays, which is an increase of 6.2% compared to July 2024 and 4.8% more than in August 2023. Of the total number of overnight stays, domestic tourists accounted for 25.6%, while foreign tourists made up 74.4%.

The number of overnight stays by domestic tourists increased by 12.7% compared to July 2024 and by 0.7% compared to August 2023. The number of overnight stays by foreign tourists increased by 4.1% compared to July 2024 and by 6.2% compared to August 2023.

In August 2024, among foreign tourists, those from Saudi Arabia recorded the highest number of overnight stays, with 12.1%, followed by tourists from Turkey with 10.0%, Serbia with 7.5%, Croatia with 7.4%, Germany with 4.9%, Kuwait and Italy with 4.1% each, Slovenia with 3.8%, and the United Arab Emirates and Poland with 3.3% each, making up 60.5% of the total number of overnight stays. Tourists from other countries accounted for 39.5% of the overnight stays.

The net occupancy rate of rooms in August 2024 was 46.5%, and for permanent beds, it was 39.0%. In August 2023, the room occupancy rate was 48.6%, and the occupancy of permanent beds was 40.0%. By type of accommodation, the highest number of overnight stays was recorded in the "Hotels and similar accommodation" category, with a share of 92.6%.

Graph 1: Tourist nights for the period August 2023. - August 2024.

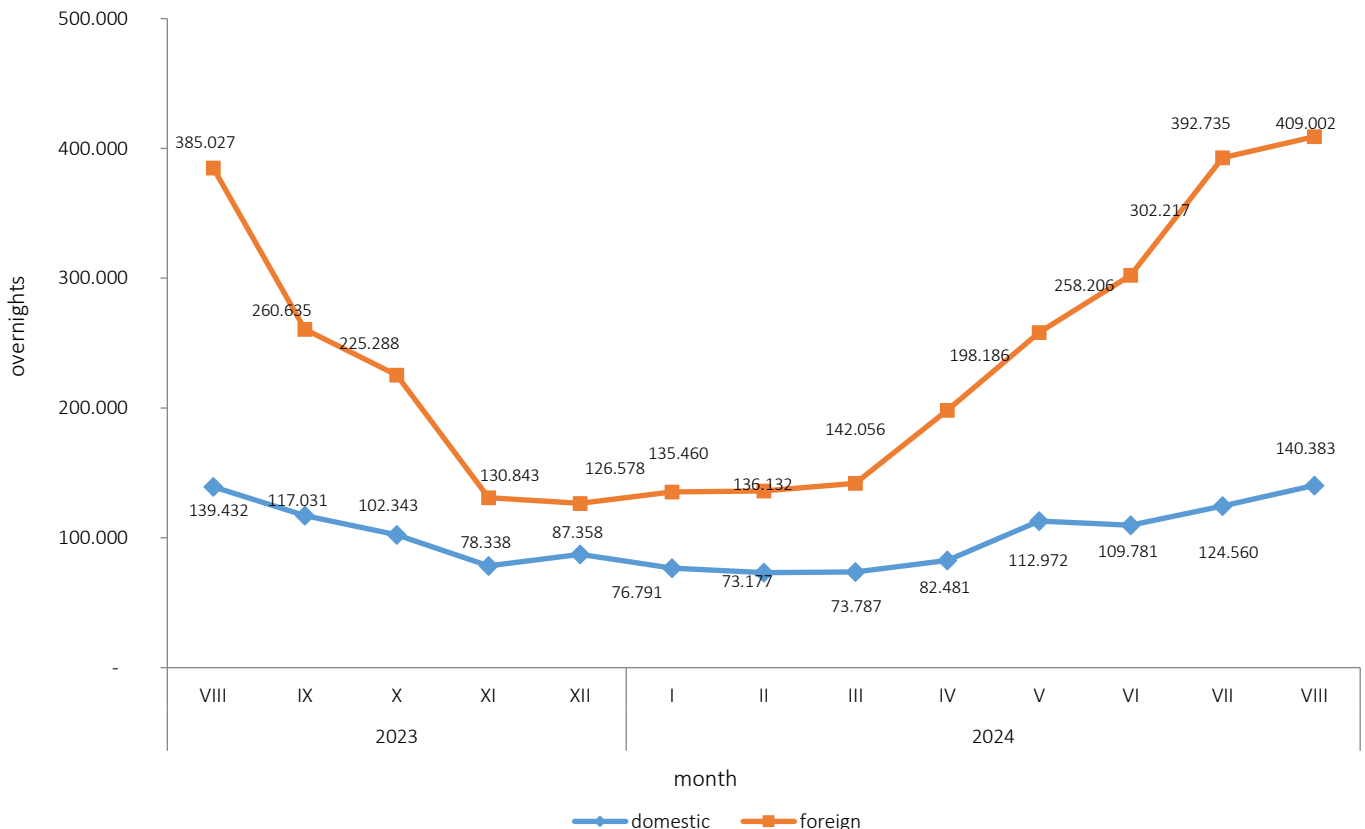
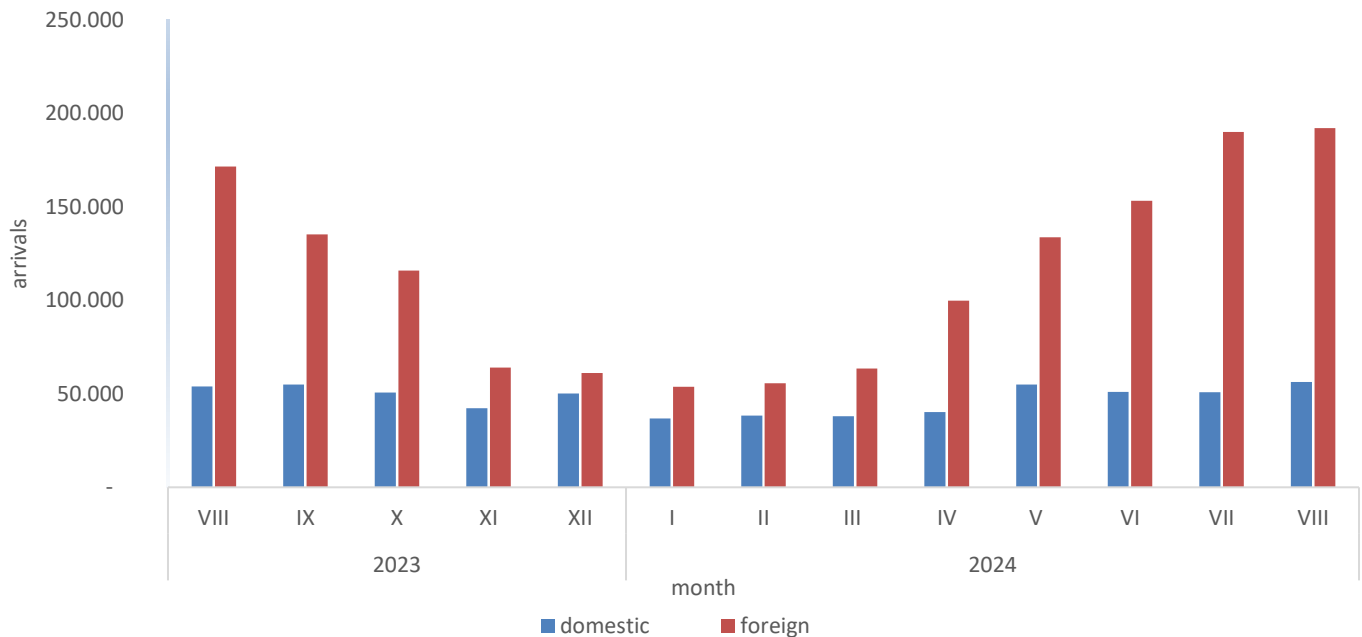


Table 1: Tourist arrivals and overnight stays

	Arrivals					Overnights					VIII 2024	
	VIII 2023*	VII 2024	VIII 2024	Indicies VIII 2024 / VII 2024	Indicies VIII 2024 / VIII 2023	VIII 2023*	VII 2024	VIII 2024	Indicies VIII 2024 / VII 2024	Indicies VIII 2024 / VIII 2023	Structure of overnights %	Average number of overnights per check-in
TOTAL	225.571	240.792	248.341	103,1	110,1	524.459	517.295	549.385	106,2	104,8	100,0	2,2
Domestic tourists	53.983	50.754	56.345	111,0	104,4	139.432	124.560	140.383	112,7	100,7	25,6	2,5
Foreign tourists	171.588	190.038	191.996	101,0	111,9	385.027	392.735	409.002	104,1	106,2	74,4	2,1

*) final data

Graph 2: Tourist arrivals August 2023. - August 2024.



Regarding the length of stay of foreign tourists in our country, tourists from Latvia ranked first with an average of 5.0 overnight stays per visit, followed by tourists from Egypt with 4.6 overnight stays, France and Iran with 3.9, Ukraine with 3.7, Ireland with 3.6, and Qatar, the United Arab Emirates, and Kuwait with 3.3 overnight stays on average.

Graph 3: Arrivals and overnight stays of foreign tourists by country of residence, August 2024

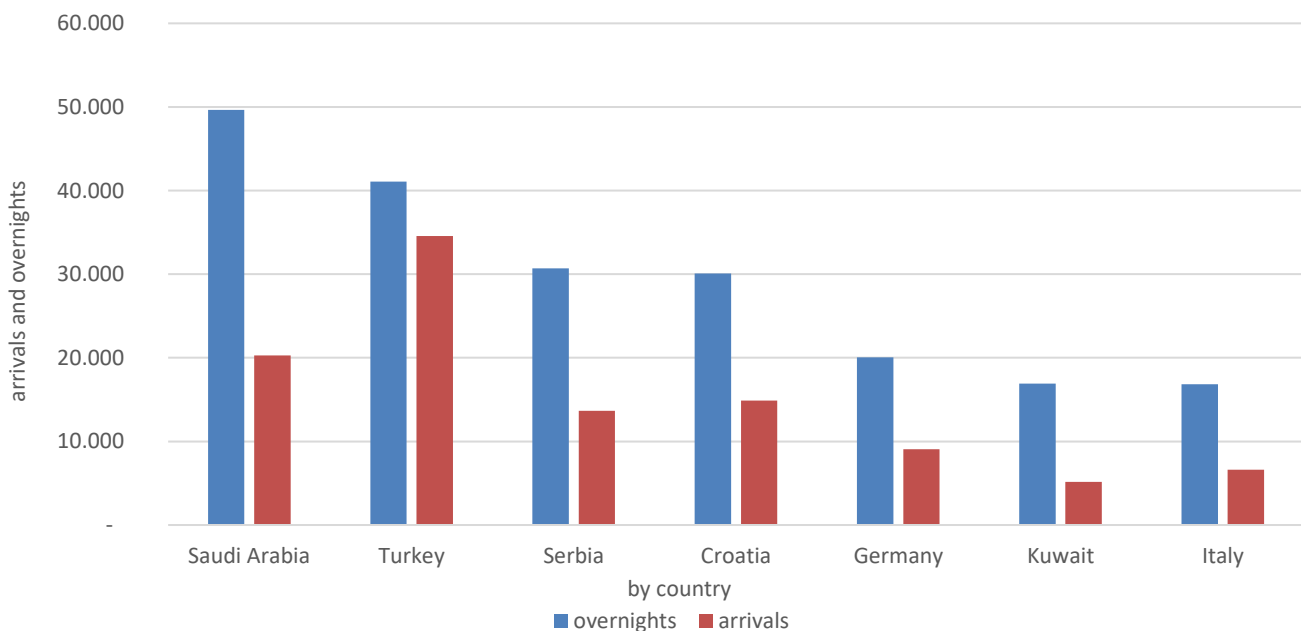


Table 2: Tourist arrivals and overnight stays according to KD BiH 1)

	Arrivals					Overnight stays					VIII 2024
	VIII 2023*	VII 2024	VIII 2024	Indices VIII 2024 VII 2024	Indices VIII 2024 VIII 2023	VIII 2023*	VII 2024	VIII 2024	Indices VIII 2024 VII 2024	Indices VIII 2024 VIII 2023	The structure of overnights in %
TOTAL	225.571	240.792	248.341	103,1	110,1	524.459	517.295	549.385	106,2	104,8	100,0
Hotels and similar accommodation	213.346	227.531	235.031	103,3	110,2	486.312	480.500	508.538	105,8	104,6	92,6
Resorts and similar facilities for short breaks	8.020	7.044	8.366	118,8	104,3	24.332	18.990	24.332	128,1	100,0	4,4
Campsites and camping areas	3.386	5.249	4.080	77,7	120,5	6.794	9.165	7.889	86,1	116,1	1,4
Other accommodation	819	968	864	89,3	105,5	7.021	8.640	8.626	99,8	122,9	1,6
Domestic tourists	53.983	50.754	56.345	111,0	104,4	139.432	124.560	140.383	112,7	100,7	25,6
Hotels and similar accommodation	49.329	46.861	51.578	110,1	104,6	122.404	109.551	122.561	111,9	100,1	22,3
Resorts and similar facilities for short breaks	3.317	2.371	3.377	142,4	101,8	9.471	6.163	9.214	149,5	97,3	1,7
Campsites and camping areas	670	728	630	86,5	94,0	1.168	1.095	924	84,4	79,1	0,2
Other accommodation	667	794	760	95,7	113,9	6.389	7.751	7.684	99,1	120,3	1,4
Foreign tourists	171.588	190.038	191.996	101,0	111,9	385.027	392.735	409.002	104,1	106,2	74,4
Hotels and similar accommodation	164.017	180.670	183.453	101,5	111,8	363.908	370.949	385.977	104,1	106,1	70,3
Resorts and similar facilities for short breaks	4.703	4.673	4.989	106,8	106,1	14.861	12.827	15.118	117,9	101,7	2,8
Campsites and camping areas	2.716	4.521	3.450	76,3	127,0	5.626	8.070	6.965	86,3	123,8	1,3
Other accommodation	152	174	104	59,8	68,4	632	889	942	106,0	149,1	0,2

* final data

1) Classification of activities of Bosnia and Herzegovina (BiH) 2010

In August 2024, tourists in Bosnia and Herzegovina had access to 22,019 rooms, apartments, and camping sites, which is a 7.2% increase compared to August 2023, and 48,975 available beds, which is a 7.6% increase compared to the same month in 2023. In the category of Hotels and similar accommodation, a total of 19,785 rooms and apartments were available to tourists, which is a 6.3% increase compared to August 2023, and 42,097 beds, which is a 7.3% increase compared to the same month the previous year.

Table 3: Tourist arrivals and overnight stays by arrival method

	Individually						Organized					
	Arrivals			Overnight stays			Arrivals			Overnight stays		
	VIII 2023*	VIII 2024	Indices VIII 2024 VIII 2023	VIII 2023*	VIII 2024	Indices VIII 2024 VIII 2023	VIII 2023*	VIII 2024	Indices VIII 2024 VIII 2023	VIII 2023*	VIII 2024	Indices VIII 2024 VIII 2023
TOTAL	173.149	186.688	107,8	408.047	412.166	101,0	52.422	61.653	117,6	116.412	137.219	117,9
Domestic tourists	47.316	49.272	104,1	119.533	113.920	95,3	6.667	7.073	106,1	19.899	26.463	133,0
Foreign tourists	125.833	137.416	109,2	288.514	298.246	103,4	45.755	54.580	119,3	96.513	110.756	114,8

*) final data

Table 4: Arrivals and overnight stays of foreign tourists by country of residence

	Arrivals					Overnight stays					VIII 2024	
	VIII 2023*	VII 2024	VIII 2024	Indicies VIII 2024 VII 2024	Indicies VIII 2024 VIII 2023	VIII 2023*	VII 2024	VIII 2024	Indicies VIII 2024 VII 2024	Indicies VIII 2024 VIII 2023	Overnights structure %	Average number of overnights per check- in
Foreign tourists	171.588	190.038	191.996	101,0	111,9	385.027	392.735	409.002	104,1	106,2	100,0	2,1
Albania	246	264	376	142,4	152,8	822	497	868	174,6	105,6	0,2	2,3
Austria	5.781	4.043	5.721	141,5	99,0	11.930	8.371	11.240	134,3	94,2	2,7	2,0
Belgium	1.007	1.390	1.035	74,5	102,8	2.592	2.880	2.198	76,3	84,8	0,5	2,1
Bulgaria	802	1.001	891	89,0	111,1	1.807	2.463	2.094	85,0	115,9	0,5	2,4
Montenegro	2.038	1.794	2.926	163,1	143,6	5.375	5.416	7.803	144,1	145,2	1,9	2,7
Czech Republic	1.321	1.395	1.304	93,5	98,7	2.324	2.460	2.391	97,2	102,9	0,6	1,8
Denmark	650	1.335	715	53,6	110,0	1.957	3.096	1.919	62,0	98,1	0,5	2,7
Estonia	203	116	38	32,8	18,7	289	213	111	52,1	38,4	0,0	2,9
Finland	139	203	167	82,3	120,1	289	399	398	99,7	137,7	0,1	2,4
France	3.317	2.464	3.087	125,3	93,1	10.716	8.796	12.087	137,4	112,8	3,0	3,9
Greece	2.083	984	1.602	162,8	76,9	4.974	2.277	3.961	174,0	79,6	1,0	2,5
Netherlands	3.584	3.277	3.565	108,8	99,5	8.333	7.483	8.077	107,9	96,9	2,0	2,3
Croatia	14.129	10.825	14.889	137,5	105,4	29.932	22.240	30.077	135,2	100,5	7,4	2,0
Ireland	475	710	631	88,9	132,8	1.253	2.072	2.257	108,9	180,1	0,6	3,6
Iceland	53	54	36	66,7	67,9	98	114	87	76,3	88,8	0,0	2,4
Italy	6.113	3.618	6.622	183,0	108,3	12.971	7.250	16.835	232,2	129,8	4,1	2,5
Cyprus	271	413	517	125,2	190,8	503	500	648	129,6	128,8	0,2	1,3
Latvia	152	70	133	190,0	87,5	832	348	667	191,7	80,2	0,2	5,0
Lithuania	192	274	167	60,9	87,0	281	1.081	402	37,2	143,1	0,1	2,4
Luxembourg	271	122	323	264,8	119,2	537	310	659	212,6	122,7	0,2	2,0
Hungary	3.020	2.501	3.407	136,2	112,8	6.491	5.002	7.541	150,8	116,2	1,8	2,2
Malta	198	315	564	179,0	284,8	406	645	1.190	184,5	293,1	0,3	2,1
Norway	623	1.051	608	57,8	97,6	1.454	2.259	1.529	67,7	105,2	0,4	2,5
Germany	9.308	6.769	9.056	133,8	97,3	21.196	15.404	20.054	130,2	94,6	4,9	2,2
Poland	4.453	6.214	5.806	93,4	130,4	11.119	15.744	13.407	85,2	120,6	3,3	2,3
Portugal	420	466	1.053	226,0	250,7	864	795	1.595	200,6	184,6	0,4	1,5
Romania	887	1.106	1.246	112,7	140,5	1.517	2.381	3.076	129,2	202,8	0,8	2,5
Russia	846	824	1.079	130,9	127,5	1.800	1.562	2.513	160,9	139,6	0,6	2,3
Northern Macedonia	766	996	1.097	110,1	143,2	1.508	1.533	1.884	122,9	124,9	0,5	1,7
Slovak Republic	949	1.179	1.273	108,0	134,1	1.879	2.592	3.014	116,3	160,4	0,7	2,4
Slovenia	7.566	5.474	7.535	137,7	99,6	15.144	11.759	15.457	131,4	102,1	3,8	2,1

(continued on next page)

(continued)

	Arrivals					Overnight stays					VIII 2024	
	VIII 2023*	VII 2024	VIII 2024	Indicies VIII 2024 VII 2024	Indicies VIII 2024 VIII 2023	VIII 2023*	VII 2024	VIII 2024	Indicies VIII 2024 VII 2024	Indicies VIII 2024 VIII 2023	Overnights structure %	Average number of overnights per check- in
Serbia	13.078	12.259	13.659	111,4	104,4	28.752	27.037	30.704	113,6	106,8	7,5	2,2
Spain	2.783	2.246	3.304	147,1	118,7	5.118	4.663	6.617	141,9	129,3	1,6	2,0
Switzerland (including Liechtenstein)	2.207	2.692	2.002	74,4	90,7	4.701	5.863	4.177	71,2	88,9	1,0	2,1
Sweden	1.702	2.684	1.368	51,0	80,4	4.062	6.495	3.176	48,9	78,2	0,8	2,3
Turkey	21.733	38.097	34.560	90,7	159,0	28.138	44.551	41.067	92,2	145,9	10,0	1,2
United Kingdom	1.935	2.764	2.974	107,6	153,7	4.844	6.812	7.956	116,8	164,2	1,9	2,7
Ukraine	371	366	389	106,3	104,9	909	1.449	1.456	100,5	160,2	0,4	3,7
Other European countries	431	325	925	284,6	214,6	1.333	714	2.993	419,2	224,5	0,7	3,2
Egypt	162	125	147	117,6	90,7	514	450	670	148,9	130,4	0,2	4,6
South Africa	40	84	52	61,9	130,0	65	187	86	46,0	132,3	0,0	1,7
Other African countries	251	151	359	237,7	143,0	790	520	978	188,1	123,8	0,2	2,7
Canada	766	1.121	1.176	104,9	153,5	1.906	2.677	2.419	90,4	126,9	0,6	2,1
USA	4.373	5.391	5.684	105,4	130,0	10.621	12.409	13.055	105,2	122,9	3,2	2,3
Other North American Countries	171	363	289	79,6	169,0	285	873	570	65,3	200,0	0,1	2,0
Brasil	380	521	487	93,5	128,2	755	956	828	86,6	109,7	0,2	1,7
Other South and Central American Countries	654	546	691	126,6	105,7	1.319	1.151	1.602	139,2	121,5	0,4	2,3
Bahrain	1.241	267	338	126,6	27,2	3.791	644	906	140,7	23,9	0,2	2,7
India	366	343	272	79,3	74,3	778	640	596	93,1	76,6	0,1	2,2
Iran	70	38	52	136,8	74,3	258	159	203	127,7	78,7	0,0	3,9
Israel	3.258	3.310	3.272	98,9	100,4	8.298	8.806	9.642	109,5	116,2	2,4	2,9
Japan	264	228	303	132,9	114,8	469	336	412	122,6	87,8	0,1	1,4
South Korea	1.429	1.004	1.030	102,6	72,1	2.197	1.180	1.296	109,8	59,0	0,3	1,3
Qatar	1.141	977	960	98,3	84,1	4.126	3.356	3.201	95,4	77,6	0,8	3,3
China	2.758	6.703	6.650	99,2	241,1	4.012	8.560	8.396	98,1	209,3	2,1	1,3
Kuwait	5.083	2.660	5.173	194,5	101,8	18.787	10.463	16.921	161,7	90,1	4,1	3,3
Malawi	486	128	197	153,9	40,5	644	210	274	130,5	42,5	0,1	1,4
Oman	3.504	179	206	115,1	5,9	9.224	423	492	116,3	5,3	0,1	2,4
Saudi Arabia	19.627	36.136	20.278	56,1	103,3	48.360	84.522	49.656	58,7	102,7	12,1	2,4
United Arab Emirates	5.413	3.704	4.081	110,2	75,4	17.631	11.403	13.503	118,4	76,6	3,3	3,3
Other Asian countries	2.101	1.458	1.862	127,7	88,6	6.304	3.157	5.222	165,4	82,8	1,3	2,8
Australia	1.759	1.694	1.524	90,0	86,6	4.425	3.676	3.331	90,6	75,3	0,8	2,2
Mainland New Zealand	137	160	184	115,0	134,3	341	351	389	110,8	114,1	0,1	2,1
Other Oceania Countries	51	67	79	117,9	154,9	77	100	169	169,0	219,5	0,0	2,1

final data

1) Indicies higher than 999

- no occurrence

METHODOLOGICAL EXPLANATIONS

The purpose of the statistical survey

The purpose of the statistical survey is to monitor the tourist activity realised in commercial accommodation establishments and to provide internationally comparable BiH's tourism statistics in accordance with current EU Regulations for the tourism statistics.

Observation units

Observation units are all business entities /legal units which are, by the main activity, registered in accommodation activity (division 55 - KD BiH 2010), persons as well as households that rent accommodation establishments to tourists. For the purpose of the survey, Classification of Activities in Bosnia and Herzegovina - KD BiH 2010 was used, and it is fully compliant with the European Classification of Economic Activities - NACE Rev. 2.

Coverage

Reporting units are all business entities (enterprises, craftsmen, cooperatives, institutions, associations etc.) and their constituent units that are registered according to KD BiH 2010 under section : 55.1 (hotels and similar accommodation), 55.2 (holiday and other short - stay accommodation), 55.3 (camps and camping grounds), 55.9 (other uncategorised accommodation), health care institutions in which person themselves bear the fee for medical rehabilitation or their stay: business entities that deal with the mediation of accommodation of guests in: households, houses, camps, apartments and rooms which are directly rented by private persons/households. Survey covers the entire territory of Bosnia and Herzegovina.

Source and methods of data collection

Data on tourists turnover (number of tourist arrivals and tourist nights) are collected from regular monthly report (TU-11 form). Reports are usually made based on reception records in guest books, entities and their parts engaged in organizing and arranging of tourists.

Data revision

Regular press releases on tourism are published in monthly dynamics and contain preliminary / first results until the final data are published.

The first regular revision of data implies that, when publishing data for the next month, the published data from the previous month (t-1) are revised in accordance with the information submitted by the reporting unit. The second regular revision of previously published data is the annual revision, which includes all changes in the data submitted after the first revision, in order to ensure the accuracy of the published data.

The press release clearly indicates what the data are, so that users of the statistics can interpret them correctly. If new statistical standards and concepts are introduced, changes in the research methodology are made, it is necessary to revise the data to ensure the consistency and comparability of data from previous historical series and new data series. Users will be informed about changes in data and reasons in an appropriate and transparent manner, in regular monthly press releases and other publications for the public, as well as on the website of the BiH Agency for Statistics (www.bhas.gov.ba).

DEFINITIONS

Tourism means the activity of visitors taking a trip to a main destination outside their usual environment for less than a year, for leisure, business or other personal purpose other than to be employed by a resident entity in the place visited.

Tourist is every person who, outside his place of permanent residence, spends one night in a hotel or some other accommodation facility for reasons of rest, recreation, health, study, sport, religion, family, business, public tasks or meeting.

Residence is a place where a person came with the intention of permanent stay. Tourist is registered in every place or establishment where he stays and, therefore, in case he/she changes the place or establishment, he/she must register again, which results in data ambiguity. Consequently, the statistics register the number of tourist arrivals and not the number of tourists.

Domestic tourist is a person with permanent residence in the BiH who spends at least one night in a hotel or same other accommodation establishment outside their place or residence.

Foreign tourist is every person with permanent residence outside in BiH who temporarily resides in BiH and who spends at least one night in a hotel or some other accommodation establishment.

Tourist arrivals refer to the number of persons (tourists) who arrived and registered their stay in an accommodation establishment.

Tourist nights refer to every registered overnight stay of a person (tourist) in an accommodation establishment.

Accommodation capacities are presented as the number of rooms, apartments and camping sites, and the number of permanent beds.

Permanent beds are those that are regularly ready-made for renting to guests.

Occupancy rate of permanent beds (net) in the reference period is obtained by dividing the total number of nights by the number of beds on offer and the number of days when the beds are available for use during the reference period. The data are expressed as a percentage.

Occupancy rate of bedrooms (net) in the reference period is obtained by dividing the total number of bedrooms used during the reference period by the number of bedrooms available for use during the reference period. The data is expressed as a percentage.

Organization of tourist arrivals represent the way of organising tourist arrangements. Depending on the way of organising, tourist arrangement can be individual or organised (travel agencies).

Symbols

- no occurrence

0,0 value not zero but less than 0,05

1) Indices greater than 999

Published by the Agency for Statistics of Bosnia and Herzegovina, 71000 Sarajevo, Zelenih beretki 26

Email: bhas@bhas.gov.ba | Website: www.bhas.gov.ba

Velimir Jukić, Assistant Director for Business Statistics

Vesna Ćužić, Director

Press release prepared by: Azra Bander Demirović and Mirza Agić



Please consider the environment before printing this document.