



FIRST RELEASE



You are required to specify a data source when allowed in your product or application.

YEAR XVIII

SARAJEVO, 05/11/2024

NUMBER 9

BUSINESS STATISTICS Tourism, September 2024

In Bosnia and Herzegovina, in September 2024, tourists made 205,609 visits, which is a decrease of 17.2% compared to August 2024 and an increase of 8.1% compared to September 2023. Tourists recorded 404,790 overnight stays, which is a decrease of 26.3% compared to August 2024 and 7.2% more than in September 2023. Of the total number of overnight stays, domestic tourists accounted for 26.9%, while foreign tourists made up 73.1%.

The number of overnight stays by domestic tourists decreased by 22.3% compared to August 2024 and by 6.8% compared to September 2023. The number of overnight stays by foreign tourists decreased by 27.7% compared to August 2024 and increased by 13.5% compared to September 2023.

In September 2024, among foreign tourists, those from Serbia recorded the highest number of overnight stays, with 11.1%, followed by tourists from Turkey with 10.7%, Croatia with 8.6%, Saudi Arabia with 6.5%, Germany with 4.7%, Slovenia and Poland with 4.6% each, the USA with 4.4%, China with 4.3%, and France with 3.8%, making up 63.3% of the total number of overnight stays. Tourists from other countries accounted for 36.7% of the overnight stays.

The net occupancy rate of rooms in September 2024 was 39.9%, and for permanent beds, it was 30.7%, while in September 2023, the room occupancy rate was 39.8% and the occupancy of permanent beds was also 30.7%. By type of accommodation, the highest number of overnight stays was recorded in the "Hotels and similar accommodation" category, with a share of 94.0%.

Graph 1: Tourist nights for the period September 2023. - September 2024.

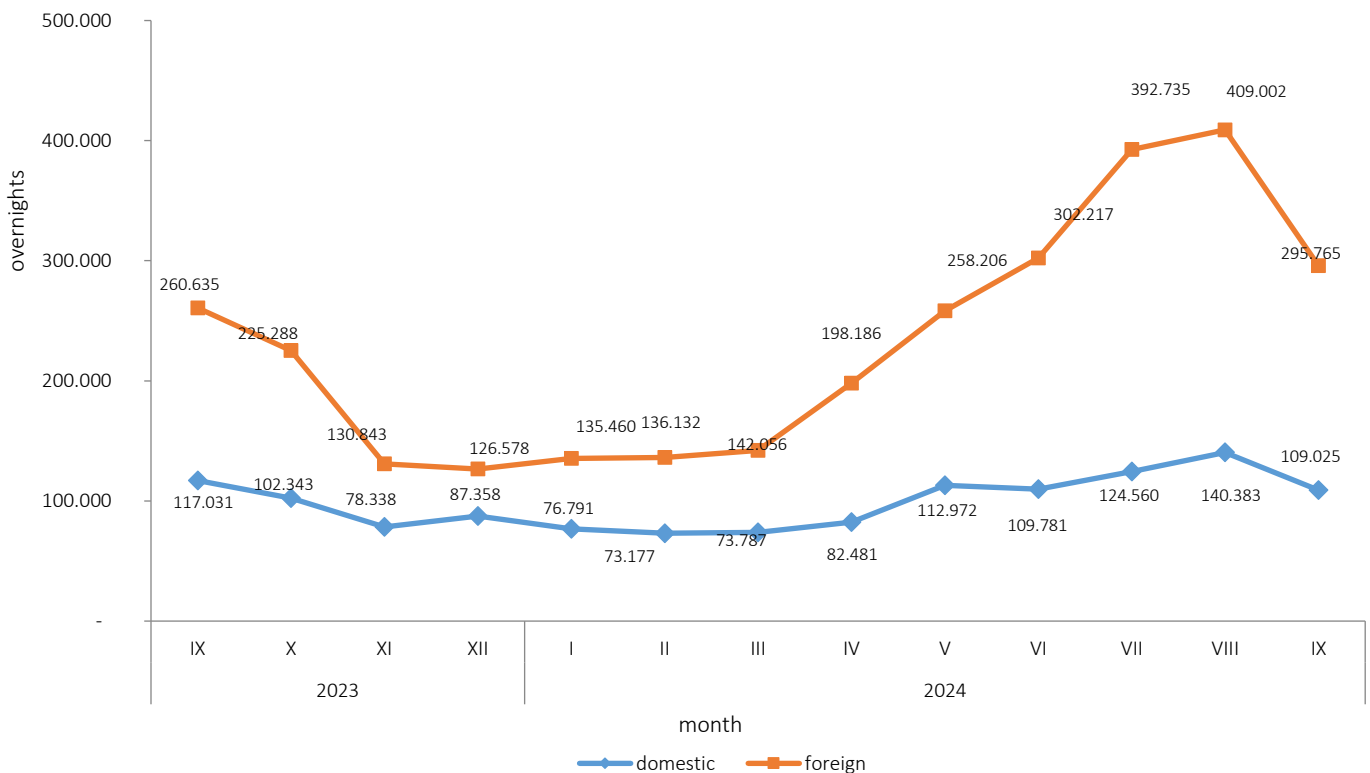
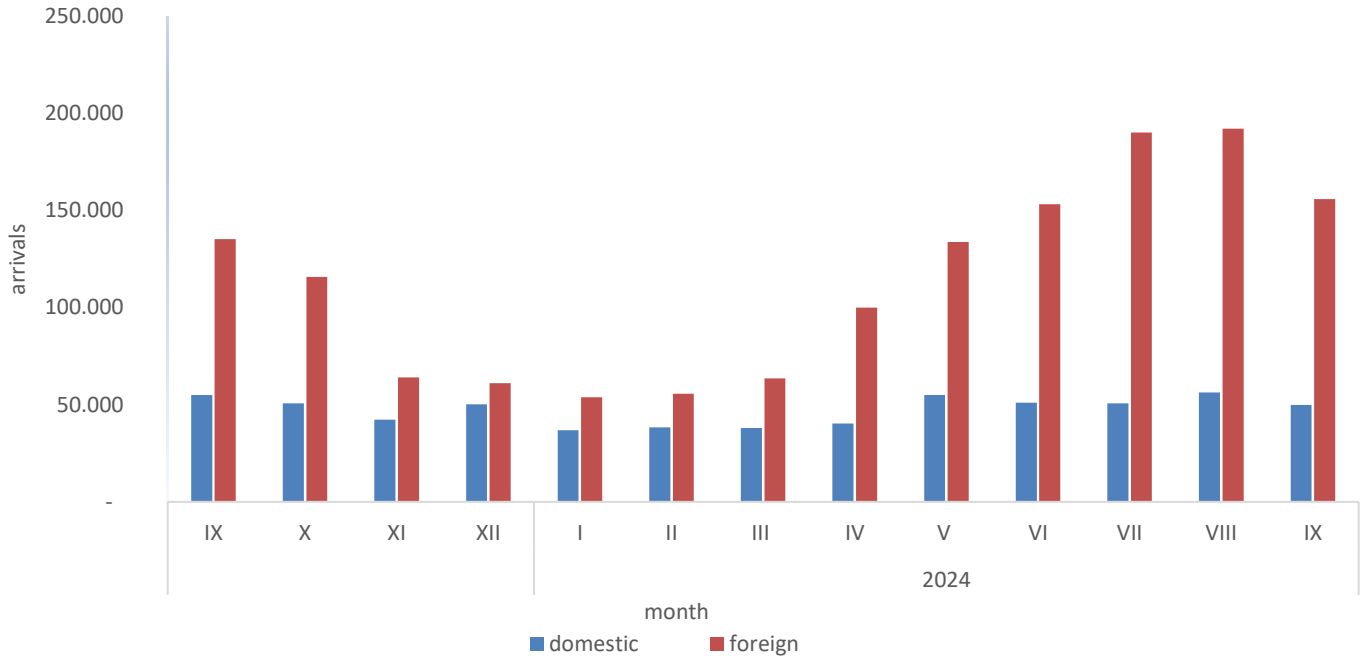


Table 1: Tourist arrivals and overnight stays

	Arrivals					Overnights					IX 2024	
	IX 2023*	VIII 2024	IX 2024	Indicies IX 2024 VIII 2024	Indicies IX 2024 IX 2023	IX 2023*	VIII 2024	IX 2024	Indicies IX 2024 VIII 2024	Indicies IX 2024 IX 2023	Structure of overnights %	Average number of overnights per check-in
TOTAL	190.138	248.341	205.609	82,8	108,1	377.666	549.385	404.790	73,7	107,2	100,0	2,0
Domestic tourists	54.976	56.345	49.803	88,4	90,6	117.031	140.383	109.025	77,7	93,2	26,9	2,2
Foreign tourists	135.162	191.996	155.806	81,2	115,3	260.635	409.002	295.765	72,3	113,5	73,1	1,9

*) final data

Graph 2: Tourist arrivals September 2023. - September 2024.



In terms of the length of stay of foreign tourists in our country, visitors from Kuwait ranked first with an average of 4.1 overnight stays, followed by tourists from Latvia with 4.0 overnight stays, Qatar with 3.5, Bahrain and Ireland with 3.2 each, South Africa and France with 3.1 each, Ukraine with 3.0, and the United Arab Emirates with an average of 2.8 overnight stays.

Graph 3: Arrivals and overnight stays of foreign tourists by country of residence, September 2024

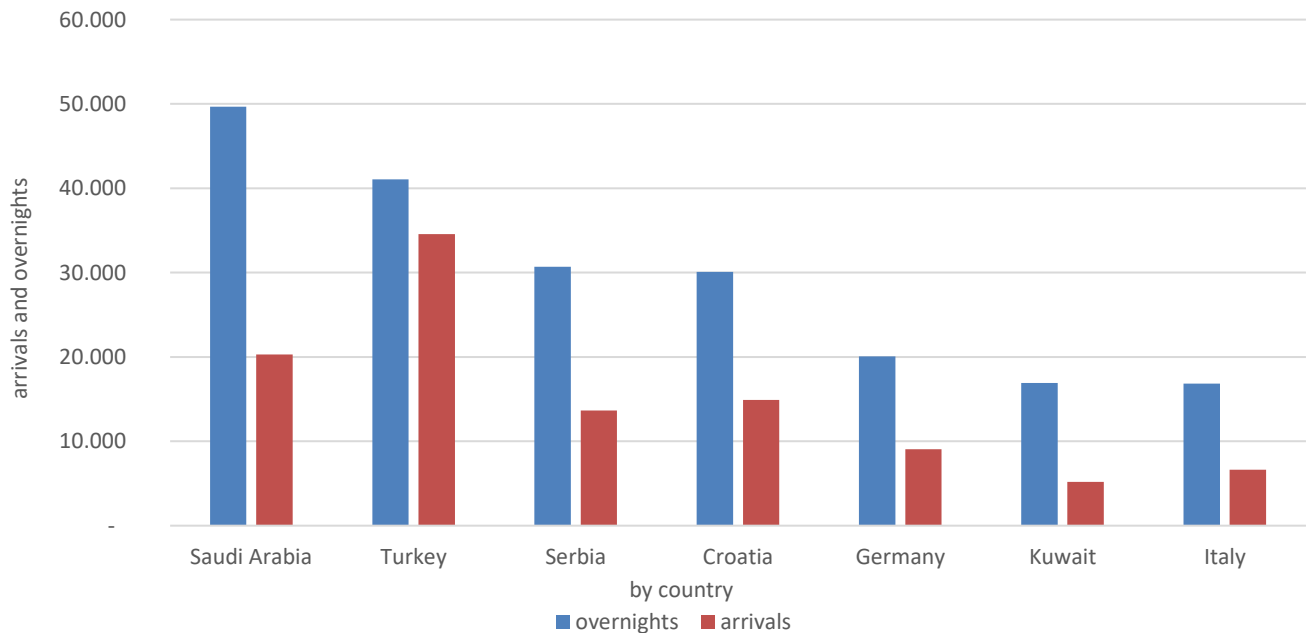


Table 2: Tourist arrivals and overnight stays according to KD BiH ¹⁾

	Arrivals					Overnight stays					IX 2024
	IX 2023*	VIII 2024	IX 2024	Indices IX 2024 VIII 2024	Indices IX 2024 IX 2023	IX 2023*	VIII 2024	IX 2024	Indices IX 2024 VIII 2024	Indices IX 2024 IX 2023	The structure of overnights in %
TOTAL	190,138	248,341	205,609	82.8	108.1	377,666	549,385	404,790	73.7	107.2	100.0
Hotels and similar accommodation	182,627	235,031	198,088	84.3	108.5	356,040	508,538	380,473	74.8	106.9	94.0
Resorts and similar facilities for short breaks	4,372	8,366	4,574	54.7	104.6	10,511	24,332	12,147	49.9	115.6	3.0
Campsites and camping areas	2,343	4,080	1,869	45.8	79.8	4,238	7,889	3,496	44.3	82.5	0.9
Other accommodation	796	864	1,078	124.8	135.4	6,877	8,626	8,674	100.6	126.1	2.1
Domestic tourists	54,976	56,345	49,803	88.4	90.6	117,031	140,383	109,025	77.7	93.2	26.9
Hotels and similar accommodation	51,697	51,578	46,377	89.9	89.7	105,020	122,561	95,085	77.6	90.5	23.5
Resorts and similar facilities for short breaks	2,044	3,377	1,909	56.5	93.4	4,680	9,214	5,323	57.8	113.7	1.3
Campsites and camping areas	536	630	713	113.2	133.0	844	924	1,205	130.4	142.8	0.3
Other accommodation	699	760	804	105.8	115.0	6,487	7,684	7,412	96.5	114.3	1.8
Foreign tourists	135,162	191,996	155,806	81.2	115.3	260,635	409,002	295,765	72.3	113.5	73.1
Hotels and similar accommodation	130,930	183,453	151,711	82.7	115.9	251,020	385,977	285,388	73.9	113.7	70.5
Resorts and similar facilities for short breaks	2,328	4,989	2,665	53.4	114.5	5,831	15,118	6,824	45.1	117.0	1.7
Campsites and camping areas	1,807	3,450	1,156	33.5	64.0	3,394	6,965	2,291	32.9	67.5	0.6
Other accommodation	97	104	274	263.5	282.5	390	942	1,262	134.0	323.6	0.3

* final data

¹⁾Classification of activities of Bosnia and Herzegovina (BiH) 2010

In September 2024, tourists in Bosnia and Herzegovina had access to 21,418 rooms, apartments, and camping spaces, an increase of 7.0% compared to September 2023, along with 47,397 available beds, which is 6.9% more than in the same month of 2023. Within the "Hotels and similar accommodation" category, tourists had a total of 19,465 rooms and apartments available, representing an increase of 6.4% compared to September 2023, and 41,381 beds, which is 6.9% more than in the same month of the previous year.

Table 3: Tourist arrivals and overnight stays by arrival method

	Individually						Organized					
	Arrivals			Overnight stays			Arrivals			Overnight stays		
	IX 2023	IX 2024	Indices IX 2024 IX 2023	IX 2023	IX 2024	Indices IX 2024 IX 2023	IX 2023	IX 2024	Indices IX 2024 IX 2023	IX 2023	IX 2024	Indices IX 2024 IX 2023
TOTAL	136.206	137.728	101.1	268.394	270.839	100.9	53.932	67.881	125.9	109.272	133.951	122.6
Domestic tourists	44.663	41.579	93.1	89.478	85.956	96.1	10.313	8.224	79.7	27.553	23.069	83.7
Foreign tourists	91.543	96.149	105.0	178.916	184.883	103.3	43.619	59.657	136.8	81.719	110.882	135.7

*) final data

Table 4: Arrivals and overnight stays of foreign tourists by country of residence

	Arrivals					Overnights					IX 2024	
	IX 2023*	VIII 2024	IX 2024	Indices IX 2024 VIII 2024	Indices IX 2024 IX 2023	IX 2023*	VIII 2024	IX 2024	Indices IX 2024 VIII 2024	Indices IX 2024 IX 2023	Ovrnights structure %	Average number of overnights per check in
TOTAL	135.162	191.996	155.806	81.2	115.3	260.635	409.002	295.765	72.3	113.5	100.0	1.9
Albania	440	376	350	93.1	79.5	1.054	868	665	76.6	63.1	0.2	1.9
Austria	3.285	5.721	3.623	63.3	110.3	5.683	11.240	6.044	53.8	106.4	2.0	1.7
Belgium	1.210	1.035	1.137	109.9	94.0	2.480	2.198	2.411	109.7	97.2	0.8	2.1
Bulgaria	976	891	1.308	146.8	134.0	1.844	2.094	2.655	126.8	144.0	0.9	2.0
Montenegro	3.018	2.926	2.342	80.0	77.6	6.151	7.803	5.282	67.7	85.9	1.8	2.3
Czech Republic	1.240	1.304	1.227	94.1	99.0	2.454	2.391	2.522	105.5	102.8	0.9	2.1
Denmark	772	715	536	75.0	69.4	1.979	1.919	1.463	76.2	73.9	0.5	2.7
Estonia	74	38	110	289.5	148.6	246	111	160	144.1	65.0	0.1	1.5
Finland	282	167	345	206.6	122.3	623	398	511	128.4	82.0	0.2	1.5
France	3.188	3.087	3.566	115.5	111.9	9.404	12.087	11.193	92.6	119.0	3.8	3.1
Greece	973	1.602	1.033	64.5	106.2	1.995	3.961	2.074	52.4	104.0	0.7	2.0
Netherlands	2.309	3.565	2.802	78.6	121.4	6.125	8.077	6.893	85.3	112.5	2.3	2.5
Croatia	12.150	14.889	12.582	84.5	103.6	23.303	30.077	25.316	84.2	108.6	8.6	2.0
Ireland	448	631	652	103.3	145.5	1.838	2.257	2.068	91.6	112.5	0.7	3.2
Iceland	58	36	65	180.6	112.1	282	87	146	167.8	51.8	0.0	2.2
Italy	2.825	6.622	3.035	45.8	107.4	5.702	16.835	7.056	41.9	123.7	2.4	2.3
Cyprus	44	517	85	16.4	193.2	76	648	148	22.8	194.7	0.1	1.7
Latvia	76	133	108	81.2	142.1	403	667	434	65.1	107.7	0.1	4.0
Lithuania	173	167	198	118.6	114.5	278	402	348	86.6	125.2	0.1	1.8
Luxembourg	71	323	59	18.3	83.1	123	659	131	19.9	106.5	0.0	2.2
Hungary	2.669	3.407	2.200	64.6	82.4	4.295	7.541	3.530	46.8	82.2	1.2	1.6
Malta	337	564	379	67.2	112.5	766	1.190	734	61.7	95.8	0.2	1.9
Norway	523	608	417	68.6	79.7	1.031	1.529	976	63.8	94.7	0.3	2.3
Germany	7.363	9.056	6.897	76.2	93.7	14.923	20.054	13.773	68.7	92.3	4.7	2.0
Poland	3.804	5.806	5.952	102.5	156.5	9.100	13.407	13.587	101.3	149.3	4.6	2.3
Portugal	340	1.053	609	57.8	179.1	706	1.595	985	61.8	139.5	0.3	1.6
Romania	827	1.246	877	70.4	106.0	1.295	3.076	1.559	50.7	120.4	0.5	1.8
Russian Federation	780	1.079	1.023	94.8	131.2	1.660	2.513	1.921	76.4	115.7	0.6	1.9
North Macedonia	1.387	1.097	1.356	123.6	97.8	2.672	1.884	2.285	121.3	85.5	0.8	1.7
Slovakia	723	1.273	937	73.6	129.6	1.256	3.014	2.005	66.5	159.6	0.7	2.1
Slovenia	7.183	7.535	6.903	91.6	96.1	12.908	15.457	13.723	88.8	106.3	4.6	2.0

(continued on next page)

(continued)

	Arrivals					Overnights					IX 2024	
	IX 2023*	VIII 2024	IX 2024	Indices IX 2024 VIII 2024	Indices IX 2024 IX 2023	IX 2023*	VIII 2024	IX 2024	Indices IX 2024 VIII 2024	Indices IX 2024 IX 2023	Ovrnights structure %	Average number of overnights per check in
Serbia	14.213	13.659	16.542	121.1	116.4	25.369	30.704	32.778	106.8	129.2	11.1	2.0
Spain	1.750	3.304	1.910	57.8	109.1	3.182	6.617	3.412	51.6	107.2	1.2	1.8
Switzerland (including Liechtenstein)	1.336	2.002	1.345	67.2	100.7	2.550	4.177	2.602	62.3	102.0	0.9	1.9
Sweden	1.001	1.368	1.170	85.5	116.9	2.260	3.176	2.340	73.7	103.5	0.8	2.0
Turkey	17.776	34.560	26.063	75.4	146.6	22.590	41.067	31.653	77.1	140.1	10.7	1.2
United Kingdom	1.537	2.974	2.811	94.5	182.9	3.548	7.956	6.312	79.3	177.9	2.1	2.2
Ukraine	273	389	308	79.2	112.8	756	1.456	912	62.6	120.6	0.3	3.0
Other European countries	226	925	383	41.4	169.5	690	2.993	960	32.1	139.1	0.3	2.5
Egypt	69	147	118	80.3	171.0	230	670	300	44.8	130.4	0.1	2.5
South Africa	90	52	141	271.2	156.7	152	86	444	516.3	292.1	0.2	3.1
Other African countries	385	359	210	58.5	54.5	724	978	559	57.2	77.2	0.2	2.7
Canada	1.087	1.176	1.286	109.4	118.3	2.170	2.419	2.541	105.0	117.1	0.9	2.0
USA	5.656	5.684	6.091	107.2	107.7	11.465	13.055	13.091	100.3	114.2	4.4	2.1
Other Northern American countries	183	289	927	320.8	506.6	354	570	1.751	307.2	494.6	0.6	1.9
Brazil	872	487	1.104	226.7	126.6	1.375	828	1.802	217.6	131.1	0.6	1.6
Other Southern and Central American countries	1.495	691	1.610	233.0	107.7	2.514	1.602	2.728	170.3	108.5	0.9	1.7
Bahrain	194	338	99	29.3	51.0	490	906	315	34.8	64.3	0.1	3.2
India	378	272	306	112.5	81.0	666	596	544	91.3	81.7	0.2	1.8
Iran	57	52	36	69.2	63.2	174	203	85	41.9	48.9	0.0	2.4
Israel	1.449	3.272	1.677	51.3	115.7	2.974	9.642	3.698	38.4	124.3	1.3	2.2
Japan	185	303	294	97.0	158.9	327	412	433	105.1	132.4	0.1	1.5
Republic of Korea	1.339	1.030	1.358	131.8	101.4	1.832	1.296	1.767	136.3	96.5	0.6	1.3
Qatar	270	960	163	17.0	60.4	622	3.201	567	17.7	91.2	0.2	3.5
China	4.096	6.650	9.907	149.0	241.9	5.558	8.396	12.594	150.0	226.6	4.3	1.3
Kuwait	1.954	5.173	1.904	36.8	97.4	7.489	16.921	7.776	46.0	103.8	2.6	4.1
Malaysia	1.168	197	1.313	666.5	112.4	1.464	274	1.800	656.9	123.0	0.6	1.4
Oman	1.680	206	66	32.0	3.9	3.481	492	122	24.8	3.5	0.0	1.8
Saudi Arabia	9.618	20.278	8.984	44.3	93.4	21.895	49.656	19.122	38.5	87.3	6.5	2.1
United Arab Emirates	1.512	4.081	1.063	26.0	70.3	4.147	13.503	2.954	21.9	71.2	1.0	2.8
Other Asian countries	2.134	1.862	2.113	113.5	99.0	3.673	5.222	3.375	64.6	91.9	1.1	1.6
Australia	1.275	1.524	1.445	94.8	113.3	2.614	3.331	3.182	95.5	121.7	1.1	2.2
New Zealand	185	184	279	151.6	150.8	415	389	537	138.0	129.4	0.2	1.9
Other countries	171	79	67	84.8	39.2	230	169	111	65.7	48.3	0.0	1.7

final data

¹⁾ Indices higher than 999

- no occurrence

METHODOLOGICAL EXPLANATIONS

The purpose of the statistical survey

The purpose of the statistical survey is to monitor the tourist activity realised in commercial accommodation establishments and to provide internationally comparable BiH's tourism statistics in accordance with current EU Regulations for the tourism statistics.

Observation units

Observation units are all business entities /legal units which are, by the main activity, registered in accommodation activity (division 55 - KD BiH 2010), persons as well as households that rent accommodation establishments to tourists. For the purpose of the survey, Classification of Activities in Bosnia and Herzegovina - KD BiH 2010 was used, and it is fully compliant with the European Classification of Economic Activities - NACE Rev. 2.

Coverage

Reporting units are all business entities (enterprises, craftsmen, cooperatives, institutions, associations etc.) and their constituent units that are registered according to KD BiH 2010 under section : 55.1 (hotels and similar accommodation), 55.2 (holiday and other short - stay accommodation), 55.3 (camps and camping grounds), 55.9 (other uncategorised accommodation), health care institutions in which person themselves bear the fee for medical rehabilitation or their stay; business entities that deal with the mediation of accommodation of guests in: households, houses, camps, apartments and rooms which are directly rented by private persons/households. Survey covers the entire territory of Bosnia and Herzegovina.

Source and methods of data collection

Data on tourists turnover (number of tourist arrivals and tourist nights) are collected from regular monthly report (TU-11 form). Reports are usually made based on reception records in guest books, entities and their parts engaged in organizing and arranging of tourists.

Data revision

Regular press releases on tourism are published in monthly dynamics and contain preliminary / first results until the final data are published.

The first regular revision of data implies that, when publishing data for the next month, the published data from the previous month (t-1) are revised in accordance with the information submitted by the reporting unit. The second regular revision of previously published data is the annual revision, which includes all changes in the data submitted after the first revision, in order to ensure the accuracy of the published data.

The press release clearly indicates what the data are, so that users of the statistics can interpret them correctly. If new statistical standards and concepts are introduced, changes in the research methodology are made, it is necessary to revise the data to ensure the consistency and comparability of data from previous historical series and new data series. Users will be informed about changes in data and reasons in an appropriate and transparent manner, in regular monthly press releases and other publications for the public, as well as on the website of the BiH Agency for Statistics (www.bhas.gov.ba).

DEFINITIONS

Tourism means the activity of visitors taking a trip to a main destination outside their usual environment for less than a year, for leisure, business or other personal purpose other than to be employed by a resident entity in the place visited.

Tourist is every person who, outside his place of permanent residence, spends one night in a hotel or some other accommodation facility for reasons of rest, recreation, health, study, sport, religion, family, business, public tasks or meeting.

Residence is a place where a person came with the intention of permanent stay. Tourist is registered in every place or establishment where he stays and, therefore, in case he/she changes the place or establishment, he/she must register again, which results in data ambiguity. Consequently, the statistics register the number of tourist arrivals and not the number of tourists.

Domestic tourist is a person with permanent residence in the BiH who spends at least one night in a hotel or same other accommodation establishment outside their place or residence.

Foreign tourist is every person with permanent residence outside in BiH who temporarily resides in BiH and who spends at least one night in a hotel or some other accommodation establishment.

Tourist arrivals refer to the number of persons (tourists) who arrived and registered their stay in an accommodation establishment.

Tourist nights refer to every registered overnight stay of a person (tourist) in an accommodation establishment.

Accommodation capacities are presented as the number of rooms, apartments and camping sites, and the number of permanent beds.

Permanent beds are those that are regularly ready-made for renting to guests.

Occupancy rate of permanent beds (net) in the reference period is obtained by dividing the total number of nights by the number of beds on offer and the number of days when the beds are available for use during the reference period. The data are expressed as a percentage.

Occupancy rate of bedrooms (net) in the reference period is obtained by dividing the total number of bedrooms used during the reference period by the number of bedrooms available for use during the reference period. The data is expressed as a percentage.

Organization of tourist arrivals represent the way of organising tourist arrangements. Depending on the way of organising, tourist arrangement can be individual or organised (travel agencies).

Symbols

- no occurrence

0.0 value not zero but less than 0.05

1) Indices greater than 999

Published by the Agency for Statistics of Bosnia and Herzegovina, 71000 Sarajevo, Zelenih beretki 26

Email: bhas@bhas.gov.ba | Website: www.bhas.gov.ba

Velimir Jukić, Assistant Director for Business Statistics
Vesna Čužić, Director

Press release prepared by: Azra Bander Demirović and Mirza Agić



Razmislite o očuvanju okoliša prije štampanja dokumenta.