



# FIRST RELEASE



You are required to specify a data source when allowed in your product or application.

YEAR XVIII

SARAJEVO, 05/12/2024

NUMBER 10

## BUSINESS STATISTICS Tourism, October 2024

In Bosnia and Herzegovina, in October 2024, tourists made 182,405 visits, which is a decrease of 11.3% compared to September 2024 and an increase of 9.6% compared to October 2023.

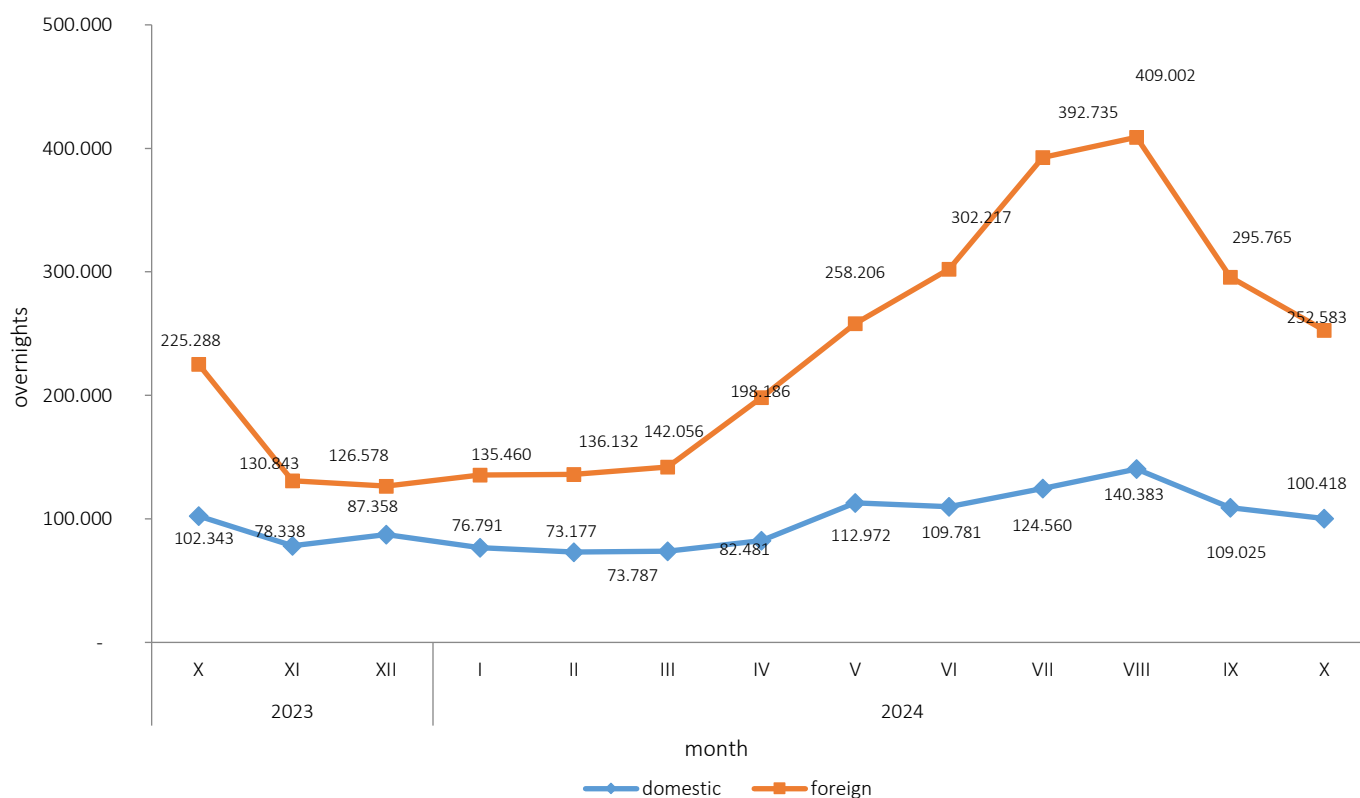
Tourists recorded 353,001 overnight stays, a decrease of 12.8% compared to September 2024 and an increase of 7.7% compared to October 2023. Of the total number of overnight stays, domestic tourists accounted for 28.4%, while foreign tourists made up 71.6%.

The number of overnight stays by domestic tourists decreased by 7.9% compared to September 2024 and by 1.9% compared to October 2023. The number of overnight stays by foreign tourists decreased by 14.6% compared to September 2024 and increased by 12.1% compared to October 2023.

In October 2024, among foreign tourists, those from Croatia recorded the highest number of overnight stays, with 12.6%, followed by tourists from Serbia with 11.0%, Turkey with 10.5%, Slovenia with 8.4%, China with 6.3%, Germany with 5.2%, the USA with 5.0%, Italy with 3.1%, and Austria and France with 2.5% each, making up 67.1% of the total number of overnight stays. Tourists from other countries accounted for 32.9% of the overnight stays.

The net occupancy rate of rooms in October 2024 was 36.1%, and for permanent beds, it was 26.8%, while in October 2023, the room occupancy rate was 35.9% and the occupancy of permanent beds was 26.5%. By type of accommodation, the highest number of overnight stays was recorded in the "Hotels and similar accommodation" category, with a share of 95.3%.

**Graph 1: Tourist nights for the period October 2023. - October 2024.**

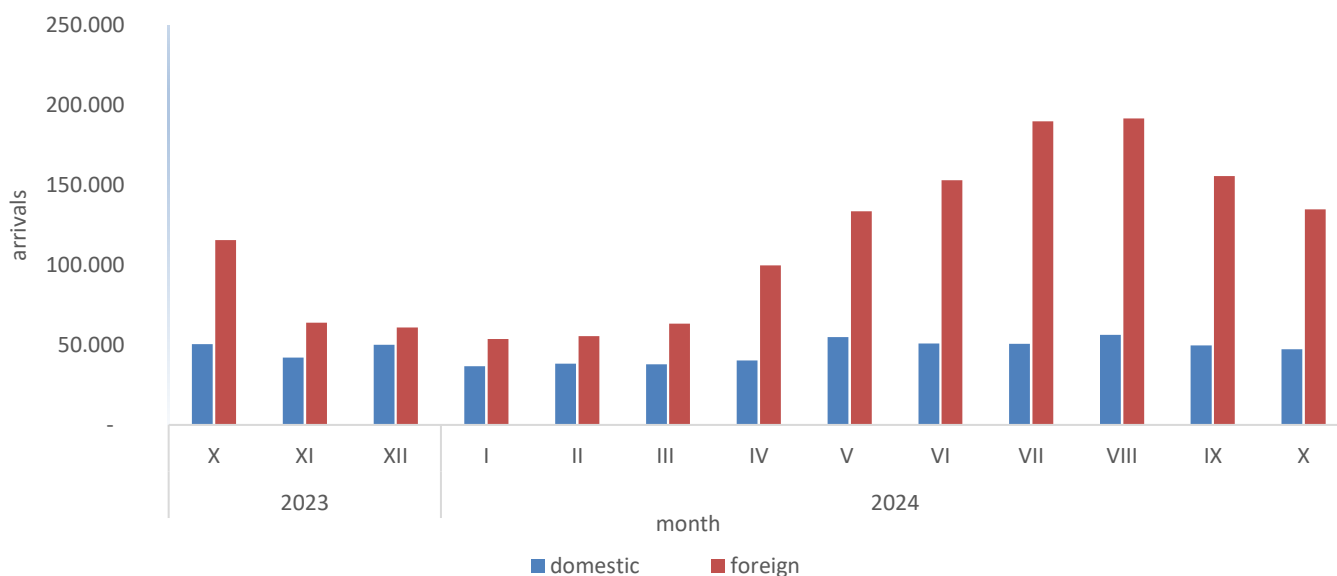


**Table 1: Tourist arrivals and overnight stays**

	Arrivals					Overnights					X 2024	
	X 2023*	IX 2024	X 2024	Indicies X 2024 IX 2024	Indicies X 2024 X 2023	X 2023*	IX 2024	X 2024	Indicies X 2024 IX 2024	Indicies X 2024 X 2023	Structure of overnights %	Average number of overnights per check-in
<b>TOTAL</b>	166,415	205,609	182,405	88.7	109.6	327,631	404,790	353,001	87.2	107.7	100.0	1.9
<b>Domestic tourists</b>	50,604	49,803	47,472	95.3	93.8	102,343	109,025	100,418	92.1	98.1	28.4	2.1
<b>Foreign tourists</b>	115,811	155,806	134,933	86.6	116.5	225,288	295,765	252,583	85.4	112.1	71.6	1.9

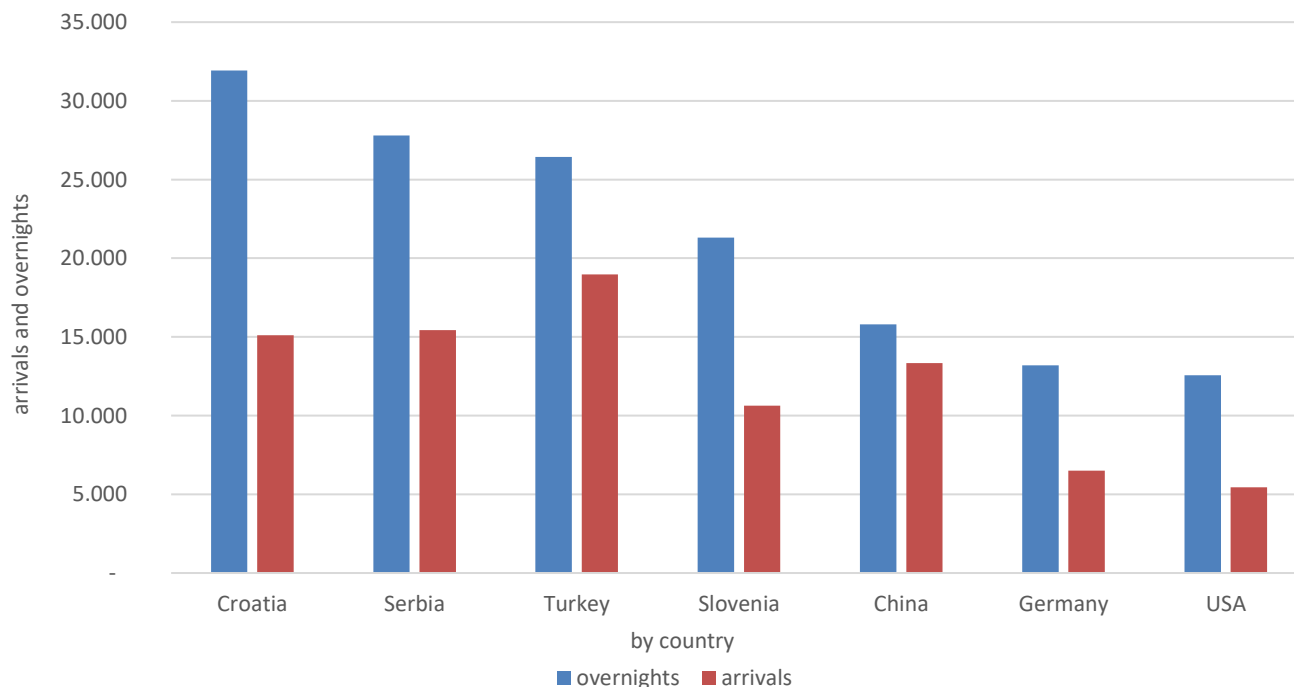
\*) final data

**Graph 2: Tourist arrivals October 2023. - October 2024.**



Regarding the length of stay of foreign tourists in Bosnia and Herzegovina, tourists from Qatar ranked first with an average of 4.1 nights. They were followed by tourists from Ireland with 3.7 nights, Egypt with 3.4 nights, and France, Kuwait, and the United Arab Emirates with 3.2 nights each. Tourists from Belgium and Ukraine had an average of 2.9 nights.

**Graph 3: Arrivals and overnight stays of foreign tourists by country of residence, October 2024**



**Table 2: Tourist arrivals and overnight stays according to KD BiH 1)**

	Arrivals					Overnight stays					X 2024
	X 2023*	IX 2024	X 2024	Indices X 2024 IX 2024	Indices X 2024 X 2023	X 2023*	IX 2024	X 2024	Indices X 2024 IX 2024	Indices X 2024 X 2023	The structure of overnights in %
<b>TOTAL</b>	<b>166,415</b>	<b>205,609</b>	<b>182,405</b>	<b>88.7</b>	<b>109.6</b>	<b>327,631</b>	<b>404,790</b>	<b>353,001</b>	<b>87.2</b>	<b>107.7</b>	<b>100.0</b>
Hotels and similar accommodation	161,355	198,088	178,010	89.9	110.3	312,497	380,473	336,586	88.5	107.7	95.3
Resorts and similar facilities for short breaks	3,876	4,574	3,043	66.5	78.5	8,034	12,147	7,570	62.3	94.2	2.1
Campsites and camping areas	460	1,869	412	22.0	89.6	652	3,496	639	18.3	98.0	0.2
Other accommodation	724	1,078	940	87.2	129.8	6,448	8,674	8,206	94.6	127.3	2.3
<b>Domestic tourists</b>	<b>50,604</b>	<b>49,803</b>	<b>47,472</b>	<b>95.3</b>	<b>93.8</b>	<b>102,343</b>	<b>109,025</b>	<b>100,418</b>	<b>92.1</b>	<b>98.1</b>	<b>28.4</b>
Hotels and similar accommodation	47,806	46,377	45,391	97.9	94.9	93,050	95,085	90,725	95.4	97.5	25.7
Resorts and similar facilities for short breaks	2,169	1,909	1,317	69.0	60.7	3,694	5,323	2,948	55.4	79.8	0.8
Campsites and camping areas	31	713	50	7.0	161.3	54	1,205	61	5.1	113.0	0.0
Other accommodation	598	804	714	88.8	119.4	5,545	7,412	6,684	90.2	120.5	1.9
<b>Foreign tourists</b>	<b>115,811</b>	<b>155,806</b>	<b>134,933</b>	<b>86.6</b>	<b>116.5</b>	<b>225,288</b>	<b>295,765</b>	<b>252,583</b>	<b>85.4</b>	<b>112.1</b>	<b>71.6</b>
Hotels and similar accommodation	113,549	151,711	132,619	87.4	116.8	219,447	285,388	245,861	86.1	112.0	69.6
Resorts and similar facilities for short breaks	1,707	2,665	1,726	64.8	101.1	4,340	6,824	4,622	67.7	106.5	1.3
Campsites and camping areas	429	1,156	362	31.3	84.4	598	2,291	578	25.2	96.7	0.2
Other accommodation	126	274	226	82.5	179.4	903	1,262	1,522	120.6	168.5	0.4

\* final data

1) Classification of activities of Bosnia and Herzegovina (BiH) 2010

In October 2024, Bosnia and Herzegovina offered tourists 20,722 rooms, apartments, and camping spots, a 6.9% increase compared to October 2023. Additionally, 45,774 beds were available, marking a 7.1% increase from the same month in 2023. Within the "Hotels and Similar Accommodation" category, 19,028 rooms and apartments were available, a 6.1% rise from October 2023, with 40,515 beds, reflecting a 6.6% increase compared to the previous year.

**Table 3: Tourist arrivals and overnight stays by arrival method**

	Individually						Organized					
	Arrivals			Overnight stays			Arrivals			Overnight stays		
	X 2023	X 2024	Indices X 2024 X 2023	X 2023	X 2024	Indices X 2024 X 2023	X 2023	X 2024	Indices X 2024 X 2023	X 2023	X 2024	Indices X 2024 X 2023
<b>TOTAL</b>	<b>118,643</b>	<b>122,237</b>	<b>103.0</b>	<b>235,515</b>	<b>231,384</b>	<b>98.2</b>	<b>47,772</b>	<b>60,168</b>	<b>125.9</b>	<b>92,116</b>	<b>121,617</b>	<b>132.0</b>
<b>Domestic tourists</b>	42,744	40,084	93.8	87,074	80,429	92.4	7,860	7,388	94.0	15,269	19,989	130.9
<b>Foreign tourists</b>	75,899	82,153	108.2	148,441	150,955	101.7	39,912	52,780	132.2	76,847	101,628	132.2

\*) final data

**Table 4: Arrivals and overnight stays of foreign tourists by country of residence**

	Arrivals					Overnights					X 2024	
	X 2023*	IX 2024	X 2024	Indices X 2024 IX 2024	Indices X 2024 X 2023	X 2023*	IX 2024	X 2024	Indices X 2024 IX 2024	Indices X 2024 X 2023	Ovrnights structure %	Average number of overnights per check in
<b>TOTAL</b>	<b>115,811</b>	<b>155,806</b>	<b>134,933</b>	<b>86.6</b>	<b>116.5</b>	<b>225,288</b>	<b>295,765</b>	<b>252,583</b>	<b>85.4</b>	<b>112.1</b>	<b>100.0</b>	<b>1.9</b>
Albania	432	350	476	136.0	110.2	1,273	665	962	144.7	75.6	0.4	2.0
Austria	3,504	3,623	3,635	100.3	103.7	6,654	6,044	6,386	105.7	96.0	2.5	1.8
Belgium	341	1,137	411	36.1	120.5	1,048	2,411	1,187	49.2	113.3	0.5	2.9
Bulgaria	658	1,308	1,024	78.3	155.6	1,207	2,655	2,005	75.5	166.1	0.8	2.0
Montenegro	2,449	2,342	2,116	90.4	86.4	4,920	5,282	4,394	83.2	89.3	1.7	2.1
Czech Republic	508	1,227	652	53.1	128.3	1,137	2,522	1,582	62.7	139.1	0.6	2.4
Denmark	534	536	520	97.0	97.4	1,423	1,463	1,402	95.8	98.5	0.6	2.7
Estonia	63	110	69	62.7	109.5	132	160	111	69.4	84.1	0.0	1.6
Finland	167	345	148	42.9	88.6	355	511	285	55.8	80.3	0.1	1.9
France	1,731	3,566	1,932	54.2	111.6	5,128	11,193	6,268	56.0	122.2	2.5	3.2
Greece	327	1,033	795	77.0	243.1	480	2,074	1,466	70.7	305.4	0.6	1.8
Netherlands	1,369	2,802	1,683	60.1	122.9	3,206	6,893	3,968	57.6	123.8	1.6	2.4
Croatia	15,628	12,582	15,104	120.0	96.6	33,691	25,316	31,930	126.1	94.8	12.6	2.1
Ireland	405	652	616	94.5	152.1	1,378	2,068	2,290	110.7	166.2	0.9	3.7
Iceland	28	65	18	27.7	64.3	45	146	22	15.1	48.9	0.0	1.2
Italy	2,283	3,035	3,331	109.8	145.9	5,305	7,056	7,861	111.4	148.2	3.1	2.4
Cyprus	20	85	63	74.1	315.0	41	148	157	106.1	382.9	0.1	2.5
Latvia	175	108	154	142.6	88.0	223	434	230	53.0	103.1	0.1	1.5
Lithuania	48	198	124	62.6	258.3	154	348	242	69.5	157.1	0.1	2.0
Luxembourg	83	59	480	813.6	578.3	224	131	1,094	835.1	488.4	0.4	2.3
Hungary	2,318	2,200	2,769	125.9	119.5	4,352	3,530	5,046	142.9	115.9	2.0	1.8
Malta	16	379	32	8.4	200.0	36	734	53	7.2	147.2	0.0	1.7
Norway	297	417	378	90.6	127.3	557	976	850	87.1	152.6	0.3	2.2
Germany	5,459	6,897	6,505	94.3	119.2	11,394	13,773	13,193	95.8	115.8	5.2	2.0
Poland	1,341	5,952	1,863	31.3	138.9	3,358	13,587	3,586	26.4	106.8	1.4	1.9
Portugal	310	609	285	46.8	91.9	654	985	611	62.0	93.4	0.2	2.1
Romania	632	877	718	81.9	113.6	1,533	1,559	1,381	88.6	90.1	0.5	1.9
Russian Federation	673	1,023	788	77.0	117.1	1,385	1,921	1,369	71.3	98.8	0.5	1.7
North Macedonia	2,041	1,356	2,023	149.2	99.1	3,570	2,285	3,679	161.0	103.1	1.5	1.8
Slovakia	411	937	471	50.3	114.6	980	2,005	1,007	50.2	102.8	0.4	2.1
Slovenia	10,518	6,903	10,631	154.0	101.1	22,104	13,723	21,312	155.3	96.4	8.4	2.0

(continued on next page)

(continued)

	Arrivals					Overnights					X 2024	
	X 2023*	IX 2024	X 2024	Indices X 2024 IX 2024	Indices X 2024 X 2023	X 2023*	IX 2024	X 2024	Indices X 2024 IX 2024	Indices X 2024 X 2023	Ovrnights structure %	Average number of overnights per check in
Serbia	13,374	16,542	15,432	93.3	115.4	25,339	32,778	27,799	84.8	109.7	11.0	1.8
Spain	1,048	1,910	1,344	70.4	128.2	2,435	3,412	3,396	99.5	139.5	1.3	2.5
Switzerland (including Liechtenstein)	1,240	1,345	1,335	99.3	107.7	2,815	2,602	2,895	111.3	102.8	1.1	2.2
Sweden	744	1,170	782	66.8	105.1	1,568	2,340	1,835	78.4	117.0	0.7	2.3
Turkey	14,714	26,063	18,980	72.8	129.0	20,955	31,653	26,426	83.5	126.1	10.5	1.4
United Kingdom	1,536	2,811	2,239	79.7	145.8	3,867	6,312	5,953	94.3	153.9	2.4	2.7
Ukraine	194	308	172	55.8	88.7	417	912	493	54.1	118.2	0.2	2.9
Other European countries	407	383	264	68.9	64.9	940	960	713	74.3	75.9	0.3	2.7
Egypt	60	118	89	75.4	148.3	245	300	301	100.3	122.9	0.1	3.4
South Africa	53	141	79	56.0	149.1	89	444	220	49.5	247.2	0.1	2.8
Other African countries	287	210	283	134.8	98.6	554	559	931	166.5	168.1	0.4	3.3
Canada	595	1,286	816	63.5	137.1	1,257	2,541	1,724	67.8	137.2	0.7	2.1
USA	4,217	6,091	5,448	89.4	129.2	9,642	13,091	12,573	96.0	130.4	5.0	2.3
Other Northern American countries	168	927	413	44.6	245.8	307	1,751	728	41.6	237.1	0.3	1.8
Brazil	532	1,104	659	59.7	123.9	1,328	1,802	1,363	75.6	102.6	0.5	2.1
Other Southern and Central American countries	867	1,610	1,426	88.6	164.5	1,750	2,728	2,488	91.2	142.2	1.0	1.7
Bahrain	70	99	61	61.6	87.1	150	315	154	48.9	102.7	0.1	2.5
India	488	306	282	92.2	57.8	885	544	526	96.7	59.4	0.2	1.9
Iran	29	36	12	33.3	41.4	68	85	27	31.8	39.7	0.0	2.3
Israel	505	1,677	369	22.0	73.1	1,178	3,698	790	21.4	67.1	0.3	2.1
Japan	200	294	277	94.2	138.5	322	433	397	91.7	123.3	0.2	1.4
Republic of Korea	1,647	1,358	1,553	114.4	94.3	2,144	1,767	2,104	119.1	98.1	0.8	1.4
Qatar	111	163	115	70.6	103.6	346	567	476	84.0	137.6	0.2	4.1
China	6,544	9,907	13,347	134.7	204.0	7,893	12,594	15,802	125.5	200.2	6.3	1.2
Kuwait	357	1,904	469	24.6	131.4	1,175	7,776	1,519	19.5	129.3	0.6	3.2
Malaysia	2,591	1,313	2,144	163.3	82.7	3,022	1,800	2,803	155.7	92.8	1.1	1.3
Oman	960	66	60	90.9	6.3	2,139	122	165	135.2	7.7	0.1	2.8
Saudi Arabia	1,357	8,984	826	9.2	60.9	3,117	19,122	1,962	10.3	62.9	0.8	2.4
United Arab Emirates	1,405	1,063	674	63.4	48.0	4,247	2,954	2,149	72.7	50.6	0.9	3.2
Other Asian countries	3,882	2,113	3,991	188.9	102.8	5,233	3,375	5,610	166.2	107.2	2.2	1.4
Australia	647	1,445	925	64.0	143.0	1,443	3,182	1,847	58.0	128.0	0.7	2.0
New Zealand	86	279	112	40.1	130.2	243	537	298	55.5	122.6	0.1	2.7
Other countries of Oceania	127	67	141	210.4	111.0	228	111	187	168.5	82.0	0.1	1.3

final data

1) Indices higher than 999

- no occurrence

## METHODOLOGICAL EXPLANATIONS

### The purpose of the statistical survey

The purpose of the statistical survey is to monitor the tourist activity realised in commercial accommodation establishments and to provide internationally comparable BiH's tourism statistics in accordance with current EU Regulations for the tourism statistics.

### Observation units

Observation units are all business entities /legal units which are, by the main activity, registered in accommodation activity (division 55 - KD BiH 2010), persons as well as households that rent accommodation establishments to tourists. For the purpose of the survey, Classification of Activities in Bosnia and Herzegovina - KD BiH 2010 was used, and it is fully compliant with the European Classification of Economic Activities - NACE Rev. 2.

### Coverage

Reporting units are all business entities (enterprises, craftsmen, cooperatives, institutions, associations etc.) and their constituent units that are registered according to KD BiH 2010 under section: 55.1 (hotels and similar accommodation), 55.2 (holiday and other short - stay accommodation), 55.3 (camps and camping grounds), 55.9 (other uncategorised accommodation), health care institutions in which person themselves bear the fee for medical rehabilitation or their stay; business entities that deal with the mediation of accommodation of guests in households, houses, camps, apartments and rooms which are directly rented by private persons/households. Survey covers the entire territory of Bosnia and Herzegovina.

### Source and methods of data collection

Data on tourist's turnover (number of tourist arrivals and tourist nights) are collected from regular monthly report (TU-11 form). Reports are usually made based on reception records in guest books, entities and their parts engaged in organizing and arranging of tourists.

### Data revision

Regular press releases on tourism are published in monthly dynamics and contain preliminary / first results until the final data are published.

The first regular revision of data implies that, when publishing data for the next month, the published data from the previous month (t-1) are revised in accordance with the information submitted by the reporting unit. The second regular revision of previously published data is the annual revision, which includes all changes in the data submitted after the first revision, in order to ensure the accuracy of the published data.

The press release clearly indicates what the data are, so that users of the statistics can interpret them correctly. If new statistical standards and concepts are introduced, changes in the research methodology are made, it is necessary to revise the data to ensure the consistency and comparability of data from previous historical series and new data series. Users will be informed about changes in data and reasons in an appropriate and transparent manner, in regular monthly press releases and other publications for the public, as well as on the website of the BiH Agency for Statistics ([www.bhas.gov.ba](http://www.bhas.gov.ba)).

## DEFINITIONS

**Tourism** means the activity of visitors taking a trip to a main destination outside their usual environment for less than a year, for leisure, business or other personal purpose other than to be employed by a resident entity in the place visited.

**Tourist** is every person who, outside his place of permanent residence, spends one night in a hotel or some other accommodation facility for reasons of rest, recreation, health, study, sport, religion, family, business, public tasks or meeting.

**Residence** is a place where a person came with the intention of permanent stay. A tourist is registered in every place or establishment where he stays and, therefore, in case he/she changes the place or establishment, he/she must register again, which results in data ambiguity. Consequently, the statistics register the number of tourist arrivals and not the number of tourists.

**A domestic tourist** is a person with permanent residence in the BiH who spends at least one night in a hotel or some other accommodation establishment outside their place or residence.

**Foreign tourist** is every person with permanent residence outside in BiH who temporarily resides in BiH and who spends at least one night in a hotel or some other accommodation establishment.

**Tourist arrivals** refer to the number of persons (tourists) who arrived and registered their stay in an accommodation establishment.

**Tourist nights** refer to every registered overnight stay of a person (tourist) in an accommodation establishment.

**Accommodation capacities** are presented as the number of rooms, apartments and camping sites, and the number of permanent beds.

**Permanent beds** are those that are regularly ready-made for renting to guests.

**Occupancy rate of permanent beds (net)** in the reference period is obtained by dividing the total number of nights by the number of beds on offer and the number of days when the beds are available for use during the reference period. The data are expressed as a percentage.

**Occupancy rate of bedrooms (net)** in the reference period is obtained by dividing the total number of bedrooms used during the reference period by the number of bedrooms available for use during the reference period. The data is expressed as a percentage.

**Organization of tourist arrivals** represent the way of organising tourist arrangements. Depending on the way of organising, tourist arrangement can be individual or organised (travel agencies).

#### **Symbols**

- no occurrence

0.0 value not zero but less than 0.05

1) Indices greater than 999

Published by the Agency for Statistics of Bosnia and Herzegovina, 71000 Sarajevo, Zelenih beretki 26

Email: [bhas@bhas.gov.ba](mailto:bhas@bhas.gov.ba) | Website: [www.bhas.gov.ba](http://www.bhas.gov.ba)

Velimir Jukić, Assistant Director for Business Statistics  
Vesna Čužić, Director

Press release prepared by: Azra Bander Demirović and Mirza Agić



Please consider the environment before printing this document.