



FIRST RELEASE



Users are kindly requested to mention the data source

YEAR XVII

SARAJEVO, 09.02. 2024.

NUMBER 11

TOURISM STATISTICS

Cumulative data

January – December 2023

In the period January - December 2023, tourists made 1,733,071 visits, which is 17.3% more compared to the same period in 2022, and 3,645,839 overnight stays, which is 13.2% more compared to the same period in 2022. years.

The number of overnight stays by domestic tourists is lower by 5.1%, while the number of overnight stays by foreign tourists is higher by 24.3% compared to the same period in 2022. In the total number of overnight stays, the participation of domestic tourists is 31.7%, while the participation of foreign tourists is 68.3%.

In the structure of overnight stays by foreign tourists, the most overnight stays were made by tourists from Croatia (14.9%), Serbia (12.4%), Turkey (8.0%), Slovenia (6.8%), Saudi Arabia (5.0%), Germany (4.8%), USA (3.3%), United Arab Emirates (3.1%), which is a total of 58.3%. Tourists from other countries accounted for 41.7% of overnight stays.

Regarding the length of stay of foreign tourists in our country, Kuwait is in the first place with 3.8 nights, Qatar with 3.3 nights, Egypt and Ireland with 3.2 nights each, United Arab Emirates and Iran with 3.0 nights each, France, Albania and Bahrain with 2.9 nights each.

According to the type of accommodation facility, the largest number of overnight stays was realized within the Hotels and similar accommodation sector with a share of 94.3%.

Graph 1: Tourist nights, January - December 2022 and 2023

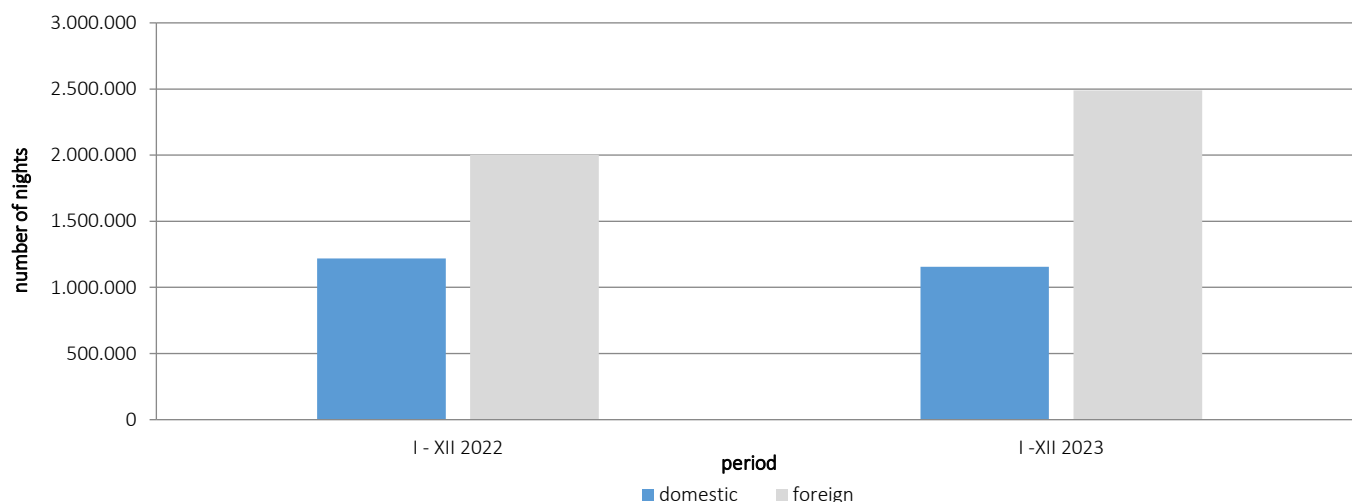


Table 1: Tourist arrivals and nights

| | ARRIVALS | | | NIGHTS | | | I - XII 2023 | |
|-------------------------|-------------|-------------|---|-------------|-------------|---|-----------------------------|---|
| | I -XII 2022 | I -XII 2023 | Indices I - XII 2023 I - XII 2022 | I -XII 2022 | I -XII 2023 | Indices I - XII 2023 I - XII 2022 | Structure of nights % | Average number of nights by arrivals |
| Total | 1.477.371 | 1.733.071 | 117,3 | 3.221.404 | 3.645.839 | 113,2 | 100,0 | 2,1 |
| Domestic tourist | 562.228 | 549.902 | 97,8 | 1.218.871 | 1.156.121 | 94,9 | 31,7 | 2,1 |
| Foreign tourist | 915.143 | 1.183.169 | 129,3 | 2.002.533 | 2.489.718 | 124,3 | 68,3 | 2,1 |

*final data

Graph 2: Foreign tourist nights by country of residence, January - December 2022 and 2023

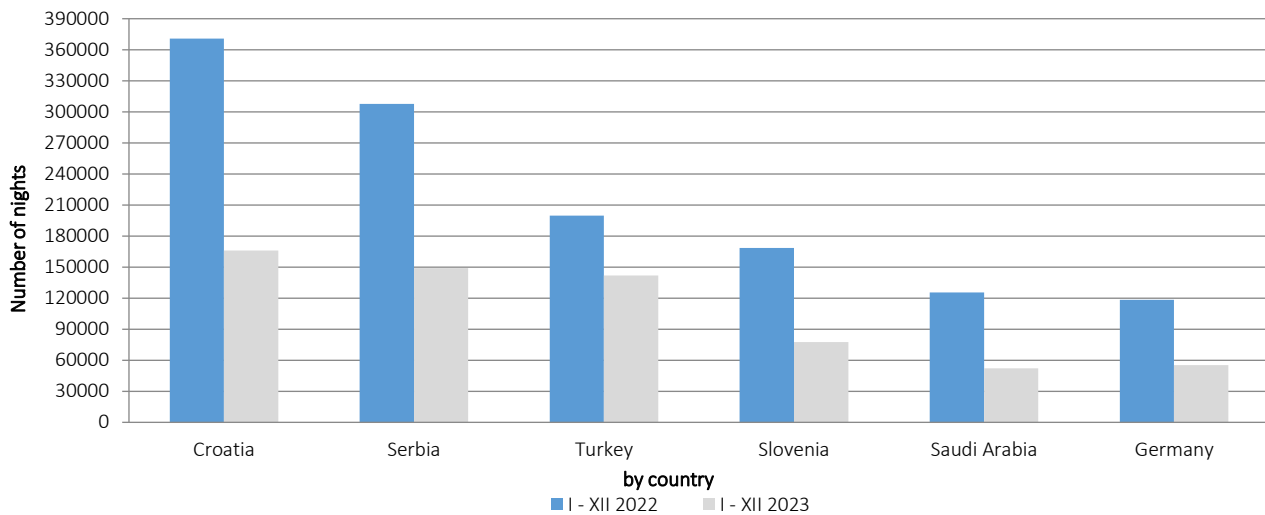


Table 2: Foreign tourist arrivals and nights, by country of residence

| | ARRIVALS | | | NIGHTS | | | I - XII 2023 | |
|----------------|----------------|------------------|---|------------------|------------------|---|-----------------------------|---|
| | I -XII 2022 | I -XII 2023 | Indices I - XII 2023 I - XII 2022 | I -XII 2022 | I -XII 2023 | Indices I - XII 2023 I - XII 2022 | Structure of nights % | Average number of nights by arrivals |
| TOTAL | 915.143 | 1.183.169 | 129,3 | 2.002.533 | 2.489.718 | 124,3 | 100,0 | 2,1 |
| Albania | 3.577 | 3.810 | 106,5 | 6.991 | 10.966 | 156,9 | 0,4 | 2,9 |
| Austria | 29.410 | 35.591 | 121,0 | 59.529 | 70.588 | 118,6 | 2,8 | 2,0 |
| Belgium | 5.974 | 6.918 | 115,8 | 12.951 | 15.643 | 120,8 | 0,6 | 2,3 |
| Bulgaria | 5.585 | 6.981 | 125,0 | 10.695 | 13.177 | 123,2 | 0,5 | 1,9 |
| Montenegro | 25.231 | 30.121 | 119,4 | 52.622 | 65.883 | 125,2 | 2,6 | 2,2 |
| Czech Republic | 6.835 | 8.384 | 122,7 | 13.344 | 15.638 | 117,2 | 0,6 | 1,9 |
| Denmark | 5.750 | 5.177 | 90,0 | 14.987 | 13.828 | 92,3 | 0,6 | 2,7 |
| Estonia | 462 | 655 | 141,8 | 799 | 1.406 | 176,0 | 0,1 | 2,1 |
| Finland | 1.424 | 1.707 | 119,9 | 3.279 | 3.393 | 103,5 | 0,1 | 2,0 |
| France | 16.115 | 18.175 | 112,8 | 48.565 | 52.898 | 108,9 | 2,1 | 2,9 |
| Greece | 4.953 | 6.715 | 135,6 | 10.336 | 14.115 | 136,6 | 0,6 | 2,1 |
| Netherlands | 17.355 | 18.759 | 108,1 | 42.166 | 45.714 | 108,4 | 1,8 | 2,4 |
| Croatia | 129.753 | 165.975 | 127,9 | 284.403 | 370.726 | 130,4 | 14,9 | 2,2 |
| Ireland | 3.168 | 3.182 | 100,4 | 10.501 | 10.029 | 95,5 | 0,4 | 3,2 |
| Iceland | 203 | 439 | 216,3 | 467 | 993 | 212,6 | 0,0 | 2,3 |
| Italy | 22.370 | 26.624 | 119,0 | 47.925 | 56.465 | 117,8 | 2,3 | 2,1 |
| Cyprus | 517 | 833 | 161,1 | 941 | 1.470 | 156,2 | 0,1 | 1,8 |
| Latvia | 545 | 972 | 178,3 | 1.042 | 2.689 | 258,1 | 0,1 | 2,8 |
| Lithuania | 1.658 | 1.147 | 69,2 | 3.600 | 1.841 | 51,1 | 0,1 | 1,6 |
| Luxembourg | 1.210 | 1.063 | 87,9 | 2.666 | 2.377 | 89,2 | 0,1 | 2,2 |
| Hungary | 13.699 | 17.666 | 129,0 | 29.730 | 34.136 | 114,8 | 1,4 | 1,9 |
| Malta | 384 | 1.162 | 302,6 | 769 | 2.479 | 322,4 | 0,1 | 2,1 |
| Norway | 4.104 | 4.398 | 107,2 | 8.455 | 9.394 | 111,1 | 0,4 | 2,1 |
| Germany | 47.531 | 55.280 | 116,3 | 105.404 | 118.352 | 112,3 | 4,8 | 2,1 |

(continued on next page)

(next)

| | ARRIVALS | | | NIGHTS | | | I - XII 2023 | |
|---|-------------|-------------|--|-------------|-------------|--|-----------------------------|---|
| | I -XII 2022 | I -XII 2023 | Indices <u>I - XII 2023</u> I - XII 2022 | I -XII 2022 | I -XII 2023 | Indices <u>I - XII 2023</u> I - XII 2022 | Structure of nights % | Average number of nights by arrivals |
| Poland | 22.625 | 23.329 | 103,1 | 52.447 | 56.596 | 107,9 | 2,3 | 2,4 |
| Portugal | 2.433 | 2.500 | 102,8 | 5.874 | 5.945 | 101,2 | 0,2 | 2,4 |
| Romania | 5.300 | 5.918 | 111,7 | 11.365 | 11.147 | 98,1 | 0,4 | 1,9 |
| Russian Federation | 6.633 | 9.635 | 145,3 | 12.914 | 18.148 | 140,5 | 0,7 | 1,9 |
| North Macedonia | 9.701 | 13.853 | 142,8 | 19.947 | 28.047 | 140,6 | 1,1 | 2,0 |
| Slovakia | 3.932 | 6.297 | 160,1 | 8.741 | 12.556 | 143,6 | 0,5 | 2,0 |
| Slovenia | 62.407 | 77.700 | 124,5 | 122.715 | 168.468 | 137,3 | 6,8 | 2,2 |
| Serbia | 142.237 | 148.893 | 104,7 | 288.191 | 307.660 | 106,8 | 12,4 | 2,1 |
| Spain | 9.071 | 10.335 | 113,9 | 22.381 | 22.717 | 101,5 | 0,9 | 2,2 |
| Switzerland (including Liechtenstein) | 13.168 | 14.497 | 110,1 | 27.514 | 29.712 | 108,0 | 1,2 | 2,0 |
| Sweden | 11.937 | 11.666 | 97,7 | 27.317 | 26.534 | 97,1 | 1,1 | 2,3 |
| Turkey | 62.934 | 141.876 | 225,4 | 99.841 | 199.819 | 200,1 | 8,0 | 1,4 |
| United Kingdom | 11.465 | 14.019 | 122,3 | 27.376 | 36.240 | 132,4 | 1,5 | 2,6 |
| Ukraine | 2.138 | 2.408 | 112,6 | 5.180 | 5.511 | 106,4 | 0,2 | 2,3 |
| Other European countries | 3.697 | 2.752 | 74,4 | 9.059 | 7.752 | 85,6 | 0,3 | 2,8 |
| Egypt | 728 | 806 | 110,7 | 2.156 | 2.583 | 119,8 | 0,1 | 3,2 |
| South Africa | 395 | 427 | 108,1 | 746 | 819 | 109,8 | 0,0 | 1,9 |
| Other African countries | 1.758 | 2.305 | 131,1 | 4.766 | 5.558 | 116,6 | 0,2 | 2,4 |
| Canada | 4.434 | 5.803 | 130,9 | 10.103 | 13.066 | 129,3 | 0,5 | 2,3 |
| USA | 29.532 | 36.043 | 122,0 | 66.796 | 83.092 | 124,4 | 3,3 | 2,3 |
| Other Northern American countries | 1.636 | 997 | 60,9 | 3.447 | 1.967 | 57,1 | 0,1 | 2,0 |
| Brazil | 2.243 | 3.565 | 158,9 | 5.749 | 7.070 | 123,0 | 0,3 | 2,0 |
| Other Southern and Central American countries | 4.035 | 6.814 | 168,9 | 7.588 | 12.596 | 166,0 | 0,5 | 1,8 |
| Bahrain | 7.701 | 4.029 | 52,3 | 21.078 | 11.494 | 54,5 | 0,5 | 2,9 |
| India | 1.818 | 3.109 | 171,0 | 4.017 | 6.192 | 154,1 | 0,2 | 2,0 |
| Iran | 355 | 407 | 114,6 | 1.131 | 1.209 | 106,9 | 0,0 | 3,0 |
| Israel | 7.547 | 10.818 | 143,3 | 18.575 | 25.976 | 139,8 | 1,0 | 2,4 |
| Japan | 649 | 1.745 | 268,9 | 1.836 | 3.098 | 168,7 | 0,1 | 1,8 |
| Republic of Korea | 3.089 | 12.860 | 416,3 | 4.544 | 16.717 | 367,9 | 0,7 | 1,3 |
| Qatar | 3.657 | 3.986 | 109,0 | 10.576 | 13.173 | 124,6 | 0,5 | 3,3 |
| China | 5.234 | 30.283 | 578,6 | 11.355 | 42.769 | 376,7 | 1,7 | 1,4 |
| Kuwait | 12.299 | 14.170 | 115,2 | 46.363 | 53.508 | 115,4 | 2,1 | 3,8 |
| Malaysia | 11.860 | 12.935 | 109,1 | 14.018 | 16.032 | 114,4 | 0,6 | 1,2 |
| Oman | 12.667 | 15.311 | 120,9 | 29.774 | 36.706 | 123,3 | 1,5 | 2,4 |
| Saudi Arabia | 33.598 | 52.336 | 155,8 | 80.937 | 125.639 | 155,2 | 5,0 | 2,4 |
| United Arab Emirates | 33.654 | 25.825 | 76,7 | 102.260 | 78.310 | 76,6 | 3,1 | 3,0 |
| Other Asian countries | 14.208 | 20.734 | 145,9 | 31.708 | 37.867 | 119,4 | 1,5 | 1,8 |
| Australia | 3.814 | 8.650 | 226,8 | 8.394 | 19.686 | 234,5 | 0,8 | 2,3 |
| New Zealand | 409 | 887 | 216,9 | 952 | 2.087 | 219,2 | 0,1 | 2,4 |
| Other countries of Oceania | 332 | 912 | 274,7 | 635 | 1.452 | 228,7 | 0,1 | 1,6 |

*final data

Graph 3: Structure of tourists nights according to the KD BiH¹⁾, January- December 2022. and 2023.

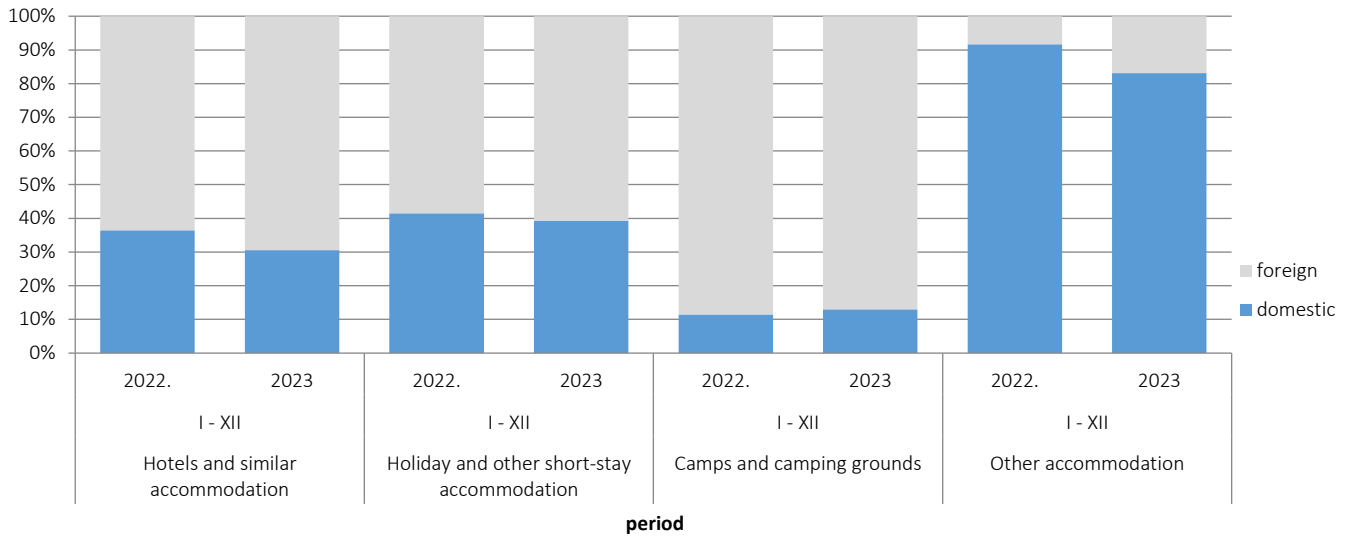


Table 3: Tourist arrivals and overnight stays according to the KD BiH¹⁾

| | ARRIVALS | | | NIGHTS | | | I - XII 2023 |
|--|-------------|-------------|--|-------------|-------------|--|-----------------------------|
| | I -XII 2022 | I -XII 2023 | Indices $\frac{I - XII 2023}{I - XII 2022}$ | I -XII 2022 | I -XII 2023 | Indices $\frac{I - XII 2023}{I - XII 2022}$ | Structure of nights % |
| TOTAL | 1.477.371 | 1.733.071 | 117,3 | 3.221.404 | 3.645.839 | 113,2 | 100,0 |
| Hotels and similar accommodation | 1.416.794 | 1.664.913 | 117,5 | 3.017.697 | 3.437.131 | 113,9 | 94,3 |
| Holiday and other short-stay accommodation | 38.635 | 44.084 | 114,1 | 98.072 | 106.887 | 109,0 | 2,9 |
| Camps and camping grounds | 13.436 | 15.803 | 117,6 | 24.130 | 28.469 | 118,0 | 0,8 |
| Other accommodation | 8.506 | 8.271 | 97,2 | 81.505 | 73.352 | 90,0 | 2,0 |
| DOMESTIC TOURIST | 562.228 | 549.902 | 97,8 | 1.218.871 | 1.156.121 | 94,9 | 31,7 |
| Hotels and similar accommodation | 534.337 | 520.802 | 97,5 | 1.100.688 | 1.049.389 | 95,3 | 28,8 |
| Holiday and other short-stay accommodation | 19.259 | 20.366 | 105,7 | 40.706 | 42.046 | 103,3 | 1,2 |
| Camps and camping grounds | 1.491 | 2.324 | 155,9 | 2.767 | 3.710 | 134,1 | 0,1 |
| Other accommodation | 7.141 | 6.410 | 89,8 | 74.710 | 60.976 | 81,6 | 1,7 |
| FOREIGN TOURIST | 915.143 | 1.183.169 | 129,3 | 2.002.533 | 2.489.718 | 124,3 | 68,3 |
| Hotels and similar accommodation | 882.457 | 1.144.111 | 129,7 | 1.917.009 | 2.387.742 | 124,6 | 65,5 |
| Holiday and other short-stay accommodation | 19.376 | 23.718 | 122,4 | 57.366 | 64.841 | 113,0 | 1,8 |
| Camps and camping grounds | 11.945 | 13.479 | 112,8 | 21.363 | 24.759 | 115,9 | 0,7 |
| Other accommodation | 1.365 | 1.861 | 136,3 | 6.795 | 12.376 | 182,1 | 0,3 |

1)The Classification of Economic Activities of BiH 2010

*final data

METHODOLOGY

The purpose of the statistical survey

The purpose of the statistical survey is to monitor the tourist activity realised in commercial accommodation establishments and to provide internationally comparable BiH's tourism statistics in accordance with current EU Regulations for tourism statistics.

Observation units

Observation units are all business entities /legal units that are, by their main activity, registered in accommodation activity (division 55, KD BiH 2010), persons as well as households that rent accommodation establishments to tourists. For the purpose of the survey, the Classification of Activities in Bosnia and Herzegovina - KD BiH 2010 was used, and it is fully compliant with the European Classification of Economic Activities - NACE Rev. 2.

Coverage

Reporting units are all business entities (enterprises, craftsmen, cooperatives, institutions, associations, etc.) and their constituent units that are registered according to KD BiH 2010 under section: 55.1 (hotels and similar accommodation), 55.2 (holiday and other short - stay accommodation), 55.3 (camps and camping grounds), 55.9 (other uncategorised accommodation), health care institutions in which persons themselves bear the fee for medical rehabilitation or their stay: business entities that deal with the mediation of accommodation of guests in: households, houses, camps, apartments, and rooms that are directly rented by private persons/households. The survey covers the entire territory of Bosnia and Herzegovina.

Source and methods of data collection

Data on tourist turnover (number of tourist arrivals and tourist nights) is collected from the regular monthly report (TU-11 form). Reports are usually made on the basis of reception records in guest books for entities and their parts engaged in organising and arranging tourists.

Definitions

Tourism means the activity of visitors taking a trip to a main destination outside their usual environment for less than a year for leisure, business, or other personal purposes other than to be employed by a resident entity in the place visited.

A tourist is every person who, outside his place of permanent residence, spends one night in a hotel or some other accommodation facility for reasons of rest, recreation, health, study, sport, religion, family, business, public tasks, or meeting

A residence is a place where a person comes with the intention of staying permanently.

A domestic tourist is a person with permanent residence in the BiH who spends at least one night in a hotel or other accommodation establishment outside their place of residence.

A foreign tourist is every person with permanent residence outside in BiH who temporarily resides in BiH and who spends at least one night in a hotel or other accommodation establishment.

Symbols

- no occurrence

0,0 value not zero but less than 0,05

Published by the Agency for Statistics of the Bosnia and Herzegovina, 71000 Sarajevo, Zelenih beretki 26

Phone: +387 (33) 911 911 | Telefax: +387 (33) 220 622

E-mail: bhas@bhas.gov.ba | Web site: www.bhas.gov.ba

Responsible persons:

Velimir Jukić, Assistant Director of Business Statistics

Vesna Čužić, Director

Prepared by: Azra Bander Demirović



Please consider the environment before printing this document.