



FIRST RELEASE



You are required to specify a data source when allowed in your product or application.

YEAR XVIII

SARAJEVO, 05/07/2024

NUMBER 4

BUSINESS STATISTICS

Tourism, cumulative

Period, January - May 2024

In the period January - May 2024, tourists made 614,844 visits, which is 7.2% more, and 1,289,248 overnight stays, which is 5.7% more compared to the same period in 2023.

The number of overnight stays by domestic tourists increased by 4.6%, while the number of overnight stays by foreign tourists increased by 6.3% compared to the same period in 2023. In the total number of overnight stays, the share of domestic tourists is 32.5%, while the share of foreign tourists is 67.5%.

In the structure of overnight stays by foreign tourists, the distribution of the most overnight stays is as follows: Croatia: 21.3%, Serbia: 16.5%, Turkey: 8.4%, Slovenia: 7.7%, Germany: 4.1%, Montenegro: 3.4%, China and USA each with 3.1%. The total of these percentages is 67.6%. Tourists from other countries accounted for 32.4% of overnight stays.

According to the type of accommodation facility, the largest number of overnight stays was realized within the Hotels and similar accommodation sector with a share of 94.9%.

Graph 1: Tourist nights for the period January - May of 2023 and 2024.

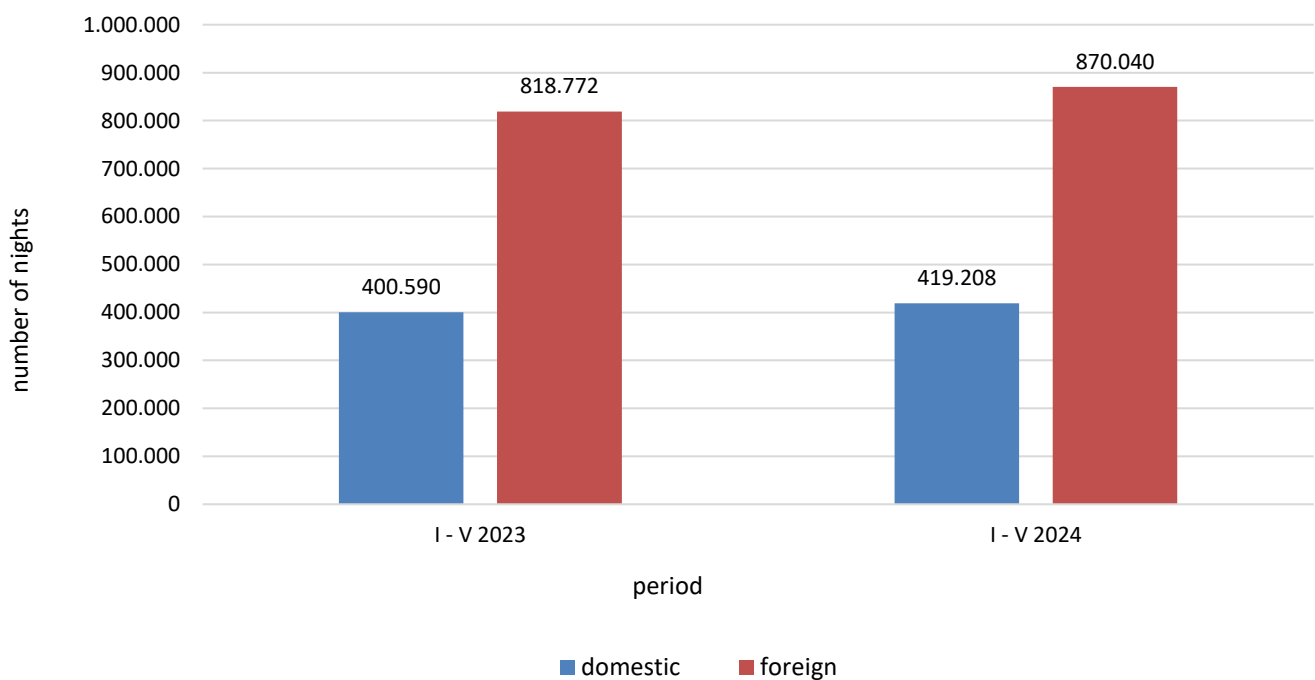
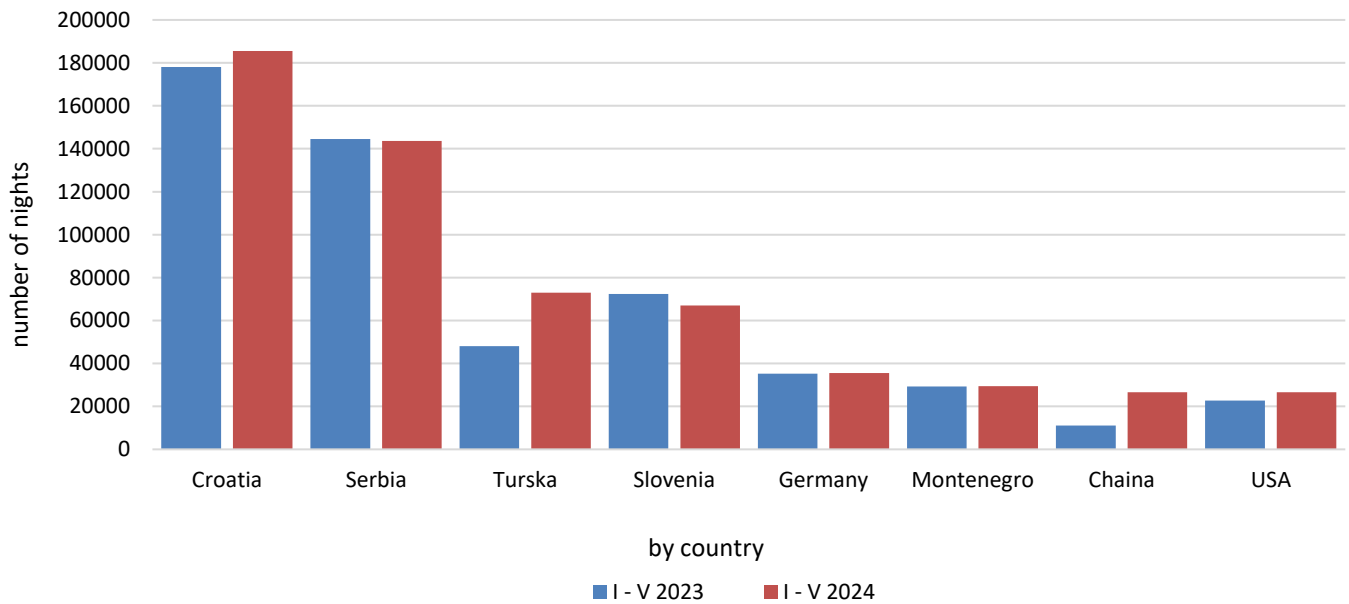


Table 1: Tourist arrivals and overnight stays

	ARRIVALS			OVERNIGHT STAYS			I - V 2024	
	I -V 2023*	I - V 2024	Indicies I - V 2024 I - V 2023	I -IV 2023*	I - IV 2024	Indicies I - V 2024 I - V 2023	The structure of overnights in %	The average number of overnights per check-in
Total	573.694	614.844	107,2	1.219.362	1.289.248	105,7	100,0	2,1
Domestic tourists	200.584	208.394	103,9	400.590	419.208	104,6	32,5	2,0
Foreign tourists	373.110	406.450	108,9	818.772	870.040	106,3	67,5	2,1

*) final data

Graph 2: Overnight stays of foreign tourists by country of residence for the period January - May of 2023 and 2024.



In terms of the length of stay of foreign tourists in our country, Iran is in first place with 3.9 nights, Egypt and New Zealand each with 3.5 nights, Kuwait 3.4 nights, Ireland 3.3 nights and the Republic of South Africa and Qatar each with 3.2 of overnight stays.

Graph 3: The structure of overnight stays by tourists according to KD BiH¹⁾ in the period January - May 2023 and 2024

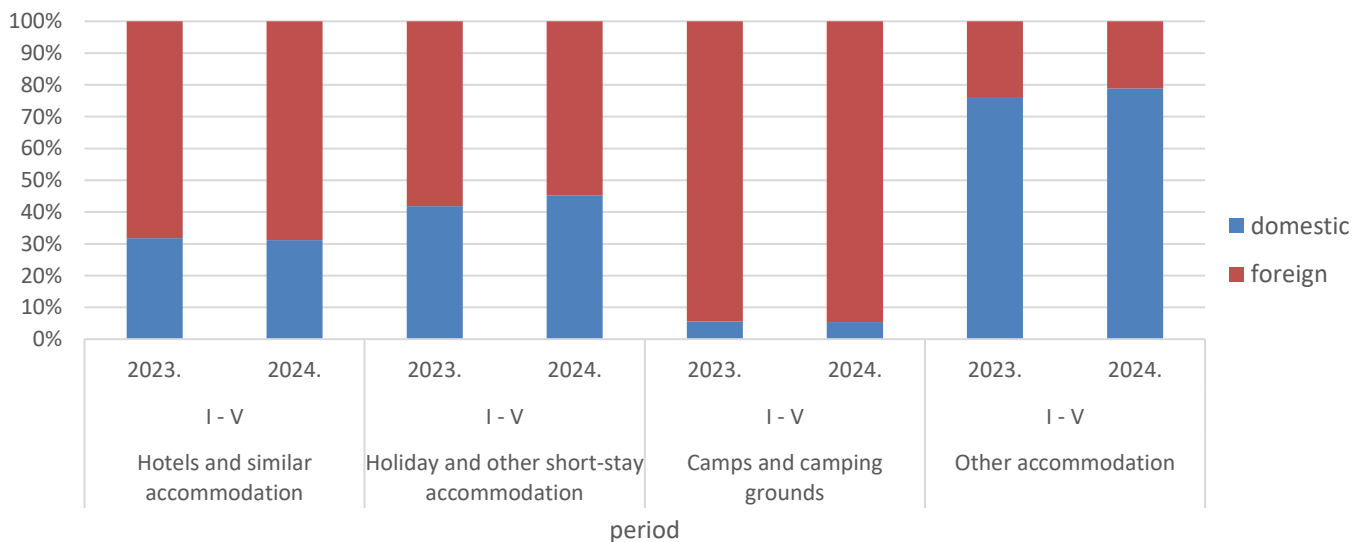


Table 2: Tourist arrivals and overnight stays according to KD BiH ¹⁾

	ARRIVALS			OVERNIGHT STAYS			I - V 2024
	I - V 2023*	I - V 2024	Indicies <u>I - V 2024</u> I - V 2023	I - V 2023*	I - V 2024	Indicies <u>I - V 2024</u> I - V 2023	The structure of overnights in %
TOTAL	573.694	614.844	107,2	1.219.362	1.289.248	105,7	100,0
Hotels and similar accommodation	554.547	596.244	107,5	1.159.609	1.223.989	105,6	94,9
Resorts and similar facilities for short breaks	12.856	12.644	98,4	26.799	30.562	114,0	2,4
Campsites and camping areas	3.180	2.704	85,0	5.305	4.477	84,4	0,3
Other accommodation	3.111	3.252	104,5	27.649	30.220	109,3	2,3
Domestic tourists	200.584	208.394	103,9	400.590	419.208	104,6	32,5
Hotels and similar accommodation	191.647	199.464	104,1	367.997	381.299	103,6	29,6
Resorts and similar facilities for short breaks	6.442	6.191	96,1	11.222	13.827	123,2	1,1
Campsites and camping areas	214	210	98,1	297	242	81,5	0,0
Other accommodation	2.281	2.529	110,9	21.074	23.840	113,1	1,8
Foreign tourists	373.110	406.450	108,9	818.772	870.040	106,3	67,5
Hotels and similar accommodation	362.900	396.780	109,3	791.612	842.690	106,5	65,4
Resorts and similar facilities for short breaks	6.414	6.453	100,6	15.577	16.735	107,4	1,3
Campsites and camping areas	2.966	2.494	84,1	5.008	4.235	84,6	0,3
Other accommodation	830	723	87,1	6.575	6.380	97,0	0,5

* final data

¹⁾Classification of activities of Bosnia and Herzegovina (BiH) 2010

Table 3: Arrivals and overnight stays of foreign tourists by country of residence

	ARRIVALS			OVERNIGHT STAYS			I - V 2024	
	I -V 2023*	I - V 2024	Indicies I-V 2024 I - V 2023	I -V 2023*	I - V 2024	Indicies I-V 2024 I - V 2023	The structure of overnights in %	The average number of overnights per check-in
TOTAL	373.110	406.450	108,9	818.772	870.040	106,3	100,0	2,1
Albania	1.487	1.155	77,7	3.829	2.781	72,6	0,3	2,4
Austria	11.251	11.619	103,3	22.503	22.104	98,2	2,5	1,9
Belgium	1.955	1.786	91,4	4.211	4.780	113,5	0,5	2,7
Bulgaria	2.346	3.475	148,1	4.372	6.913	158,1	0,8	2,0
Montenegro	13.579	13.534	99,7	29.303	29.402	100,3	3,4	2,2
Czech Republic	1.966	2.001	101,8	4.152	3.779	91,0	0,4	1,9
Denmark	1.132	1.056	93,3	2.882	2.952	102,4	0,3	2,8
Estonia	136	164	120,6	411	467	113,6	0,1	2,8
Finland	591	647	109,5	1.079	1.339	124,1	0,2	2,1
France	5.411	4.762	88,0	13.945	12.813	91,9	1,5	2,7
Greece	1.282	1.385	108,0	2.423	3.663	151,2	0,4	2,6
Netherlands	5.548	5.053	91,1	13.438	12.603	93,8	1,4	2,5
Croatia	74.873	76.086	101,6	178.023	185.570	104,2	21,3	2,4
Ireland	976	1.264	129,5	3.172	4.126	130,1	0,5	3,3
Iceland	89	44	49,4	211	94	44,5	0,0	2,1
Italy	9.569	10.972	114,7	20.774	25.361	122,1	2,9	2,3
Cyprus	176	179	101,7	457	405	88,6	0,0	2,3
Latvia	183	184	100,5	439	484	110,3	0,1	2,6
Lithuania	360	313	86,9	524	655	125,0	0,1	2,1
Luxembourg	283	265	93,6	692	780	112,7	0,1	2,9
Hungary	4.596	5.369	116,8	9.754	9.239	94,7	1,1	1,7
Malta	157	297	189,2	485	663	136,7	0,1	2,2
Norway	1.438	1.023	71,1	3.099	2.309	74,5	0,3	2,3
Germany	16.495	16.539	100,3	35.190	35.608	101,2	4,1	2,2
Poland	4.808	7.030	146,2	10.416	14.288	137,2	1,6	2,0
Portugal	462	705	152,6	1.160	1.337	115,3	0,2	1,9
Romania	2.002	2.327	116,2	3.795	6.877	181,2	0,8	3,0
Russia	4.651	3.894	83,7	8.299	7.515	90,6	0,9	1,9
Northern Macedonia	5.365	5.238	97,6	11.829	10.648	90,0	1,2	2,0
Slovak Republic	1.621	1.830	112,9	3.241	3.627	111,9	0,4	2,0
Slovenia	29.615	29.186	98,6	72.342	66.957	92,6	7,7	2,3

(continued on next page)

(continued)

	ARRIVALS			OVERNIGHT STAYS			I - V 2024	
	I - V 2023*	I - V 2024	Indicies I - V 2024 I - V 2023	I - V 2023*	I - V 2024	Indicies I - V 2024 I - V 2023	The structure of overnights in %	The average number of overnights per check- in
Serbia	65.206	65.181	100,0	144.570	143.656	99,4	16,5	2,2
Spain	1.852	2.877	155,3	5.250	5.838	111,2	0,7	2,0
Switzerland (including Liechtenstein)	4.196	4.167	99,3	8.693	8.784	101,0	1,0	2,1
Sweden	3.488	2.561	73,4	8.019	6.280	78,3	0,7	2,5
Turkey	29.126	47.541	163,2	48.131	72.999	151,7	8,4	1,5
United Kingdom	4.655	5.945	127,7	13.371	16.829	125,9	1,9	2,8
Ukraine	809	1.158	143,1	1.663	3.073	184,8	0,4	2,7
Other European countries	1.316	913	69,4	2.975	2.385	80,2	0,3	2,6
Egypt	236	246	104,2	656	871	132,8	0,1	3,5
South Africa	117	115	98,3	250	368	147,2	0,0	3,2
Other African countries	615	610	99,2	1.702	2.313	135,9	0,3	3,8
Canada	1.464	1.638	111,9	3.351	3.608	107,7	0,4	2,2
USA	9.668	10.800	111,7	22.654	26.615	117,5	3,1	2,5
Other North American Countries	230	593	257,8	494	1.729	350,0	0,2	2,9
Brasil	1.008	1.609	159,6	1.987	2.626	132,2	0,3	1,6
Other South and Central American Countries	1.731	2.095	121,0	3.191	4.206	131,8	0,5	2,0
Bahrain	709	199	28,1	1.819	454	25,0	0,1	2,3
India	1.132	1.096	96,8	2.200	2.191	99,6	0,3	2,0
Iran	179	118	65,9	485	466	96,1	0,1	3,9
Israel	1.446	587	40,6	3.189	1.254	39,3	0,1	2,1
Japan	570	779	136,7	1.042	1.280	122,8	0,1	1,6
South Korea	4.173	2.906	69,6	5.029	4.154	82,6	0,5	1,4
Qatar	390	297	76,2	1.171	947	80,9	0,1	3,2
China	6.770	20.231	298,8	11.101	26.638	240,0	3,1	1,3
Kuwait	1.616	2.064	127,7	6.354	6.937	109,2	0,8	3,4
Malaysia	5.046	3.728	73,9	6.295	4.789	76,1	0,6	1,3
Oman	3.315	421	12,7	7.042	1.111	15,8	0,1	2,6
Saudi Arabia	3.195	4.039	126,4	7.922	9.999	126,2	1,1	2,5
United Arab Emirates	6.561	3.542	54,0	17.633	10.597	60,1	1,2	3,0
Other Asian countries	5.811	6.532	112,4	9.793	10.817	110,5	1,2	1,7
Australia	1.666	1.960	117,6	3.508	5.036	143,6	0,6	2,6
Mainland New Zealand	179	183	102,2	373	634	170,0	0,1	3,5
Other Oceania Countries	232	337	145,3	409	417	102,0	0,0	1,2

*final data

METHODOLOGICAL EXPLANATIONS

The purpose of the statistical survey

The purpose of the statistical survey is to monitor the tourist activity realised in commercial accommodation establishments and to provide internationally comparable BiH's tourism statistics in accordance with current EU Regulations for the tourism statistics.

Observation units

Observation units are all business entities /legal units which are, by the main activity, registered in accommodation activity (division 55 - KD BiH 2010), persons as well as households that rent accommodation establishments to tourists. For the purpose of the survey, Classification of Activities in Bosnia and Herzegovina - KD BiH 2010 was used, and it is fully compliant with the European Classification of Economic Activities - NACE Rev. 2.

Coverage

Reporting units are all business entities (enterprises, craftsmen, cooperatives, institutions, associations etc.) and their constituent units that are registered according to KD BiH 2010 under section : 55.1 (hotels and similar accommodation), 55.2 (holiday and other short - stay accommodation), 55.3 (camps and camping grounds), 55.9 (other uncategorised accommodation), health care institutions in which person themselves bear the fee for medical rehabilitation or their stay; business entities that deal with the mediation of accommodation of guests in: households, houses, camps, apartments and rooms which are directly rented by private persons/households. Survey covers the entire territory of Bosnia and Herzegovina.

Source and methods of data collection

Data on tourists turnover (number of tourist arrivals and tourist nights) are collected from regular monthly report (TU-11 form). Reports are usually made based on reception records in guest books, entities and their parts engaged in organising and arranging of tourists.

Definitions

Tourism means the activity of visitors taking a trip to a main destination outside their usual environment for less than a year, for leisure, business or other personal purpose other than to be employed by a resident entity in the place visited.

Tourist is every person who, outside his place of permanent residence, spends one night in a hotel or some other accommodation facility for reasons of rest, recreation, health, study, sport, religion, family, business, public tasks or meeting.

Residence is a place where a person came with the intention of permanent stay.

Domestic tourist is a person with permanent residence in the BiH who spends at least one night in a hotel or same other accommodation establishment outside their place or residence.

Foreign tourist is every person with permanent residence outside in BiH who temporarily resides in BiH and who spends at least one night in a hotel or same other accommodation establishment.

Symbols

- no occurrence

0,0 value not zero but less than 0,05

1) Indices greater than 999

Published by the Agency for Statistics of Bosnia and Herzegovina, 71000 Sarajevo, Zelenih beretki 26

Phone: +387 (33) 911 911 | Fax: +387 (33) 220 622
Email: bhas@bhas.gov.ba | Website: www.bhas.gov.ba

Responsible persons:

Velimir Jukić, Assistant Director for Business Statistics

Vesna Čužić, Director

Press release prepared by: Azra Bander Demirović and Mirza Agić



Please consider the environment before printing this document.