



FIRST RELEASE



You are required to specify a data source when allowed in your product or application.

YEAR XVIII

SARAJEVO, 07/08/2024

NUMBER 5

BUSINESS STATISTICS

Tourism, cumulative

Period, January - June 2024

In the period January - June 2024, tourists made 819,014 visits, which is 10.1% more compared to the same period in 2023, and 1,701,246 overnight stays, and which is 9.0% more compared to the same period in 2023.

The number of overnight stays by domestic tourists increased by 3.1%, while the number of overnight stays by foreign tourists increased by 11.9% compared to the same period in 2023. In the total number of overnight stays, the share of domestic tourists is 31.1%, while the share of foreign tourists is 68.9%.

In the structure of overnight stays by foreign tourists, the most overnight stays were achieved by tourists from Croatia (17.7%), Serbia (14.6%), Turkey (8.9%), Slovenia (6.9%), Saudi Arabia (4.8%), Germany (4.0%), USA and China with (3.2%) overnight stays each, which represents 63.3% of the total number of overnight stays. Tourists from other countries accounted for 36.7% of overnight stays.

According to the type of accommodation facility, the largest number of overnight stays was realized within the Hotels and similar accommodation sector with a share of 94.7%.

Graph 1: Tourist nights for the period January - June of 2023 and 2024.

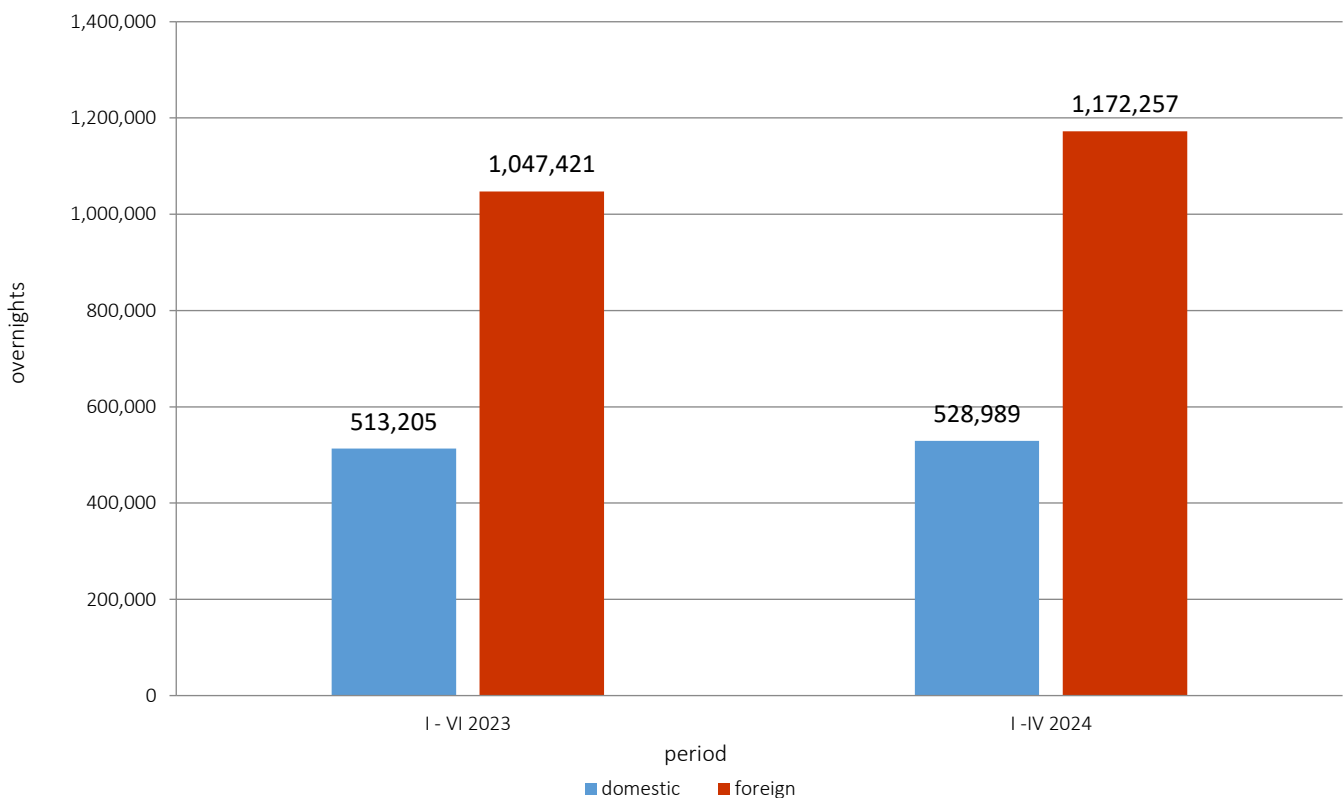
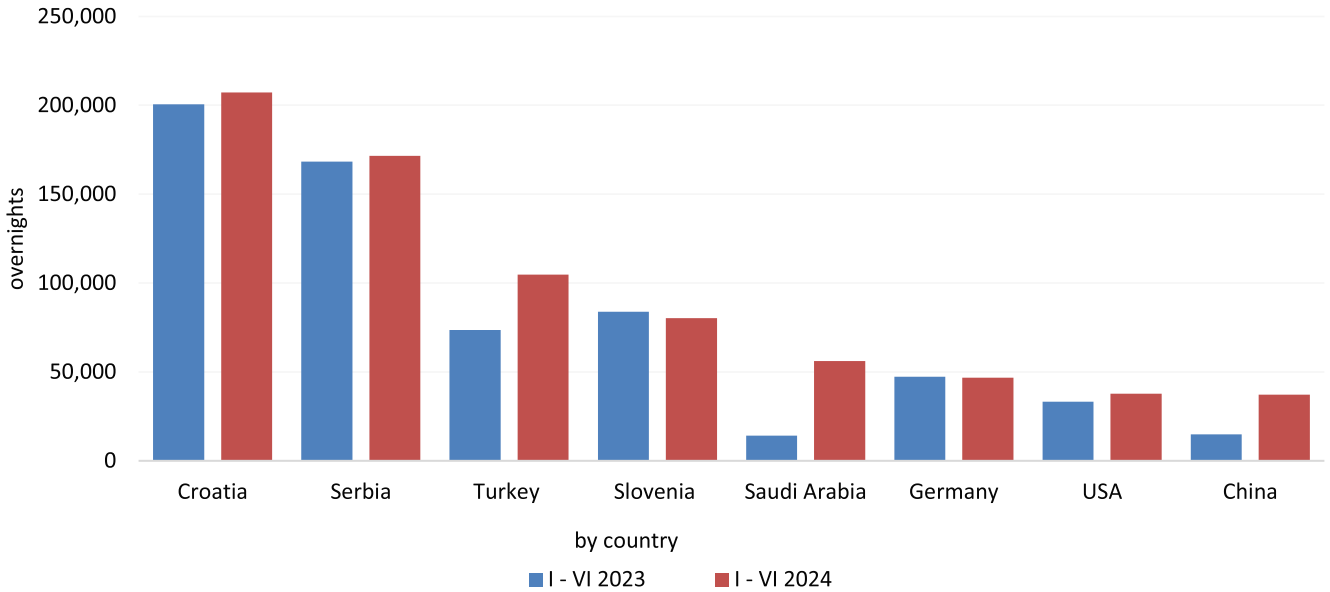


Table 1: Tourist arrivals and overnight stays

	ARRIVALS			OVERNIGHTS			I - VI 2024	
	I - VI 2023*	I - VI 2024	Indicies $\frac{I - VI 2024}{I - VI 2023}$	I - VI 2023*	I - VI 2024	Indicies $\frac{I - VI 2024}{I - VI 2023}$	The structure of overnights in %	The average number of overnights per check-in
Total	743.555	819.014	110,1	1.560.626	1.701.246	109,0	100,0	2,1
Domestic tourists	252.648	259.380	102,7	513.205	528.989	103,1	31,1	2,0
Foreign tourists	490.907	559.634	114,0	1.047.421	1.172.257	111,9	68,9	2,1

*) final data

Graph 2: Overnight stays of foreign tourists by country of residence, January - June of 2023 and 2024.



In terms of the length of stay of foreign tourists in our country, Iran is in the first place with 3.8 nights, Ireland and Egypt with 3.4 nights each, Kuwait with 3.2 nights, and Qatar and Romania with 3.0 nights each on average.

Graph 3: The structure of overnight stays by tourists according to KD BiH¹⁾ in the period January - June of 2023 and 2024

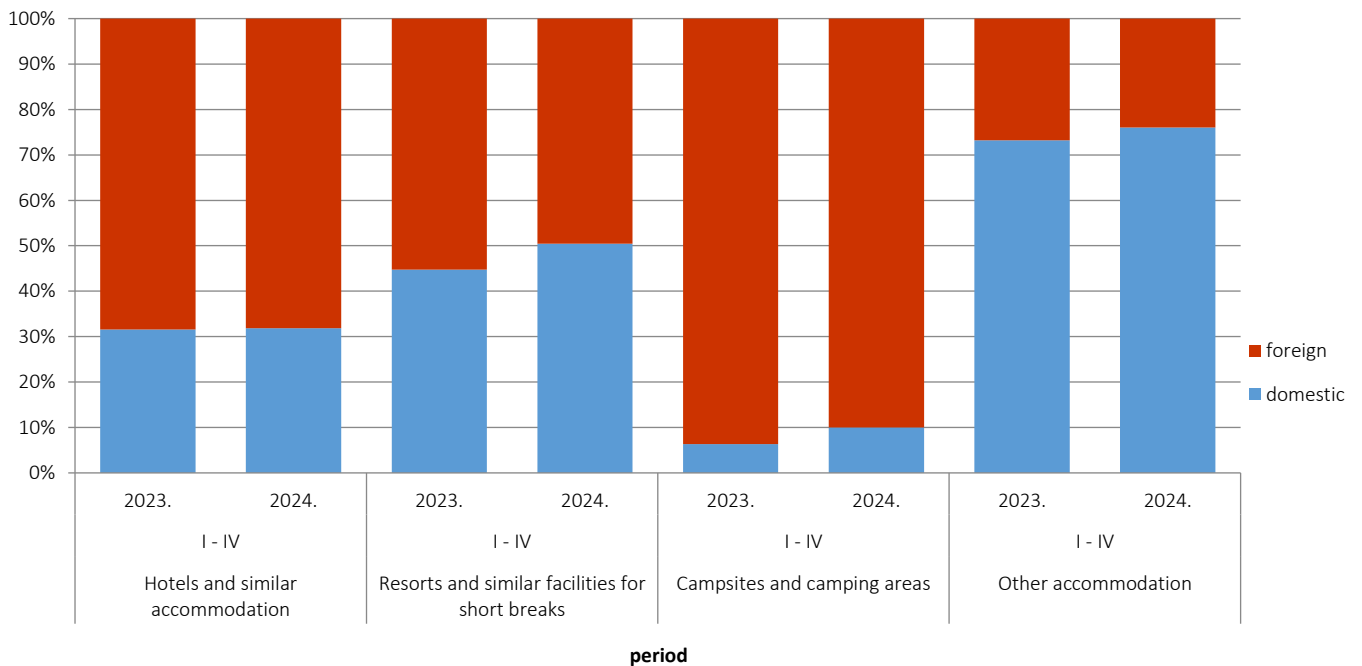


Table 2: Tourist arrivals and overnight stays according to KD BiH ¹⁾

	ARRIVALS			OVERNIGHT STAYS			I - VI 2024
	I - VI 2023*	I - VI 2024	Indicies <u>I - VI 2024</u> I - VI 2023	I - VI 2023*	I - VI 2024	Indicies <u>I - VI 2024</u> I - VI 2023	The structure of overnights in %
TOTAL	743.555	819.014	110,1	1.560.626	1.701.246	109,0	100,0
Hotels and similar accommodation	717.193	791.378	110,3	1.480.570	1.611.452	108,8	94,7
Resorts and similar facilities for short breaks	16.564	17.189	103,8	35.867	41.178	114,8	2,4
Campsites and camping areas	5.832	6.217	106,6	9.461	10.325	109,1	0,6
Other accommodation	3.966	4.230	106,7	34.728	38.291	110,3	2,3
Domestic tourists	252.648	259.380	102,7	513.205	528.989	103,1	31,1
Hotels and similar accommodation	241.098	247.715	102,7	470.506	479.778	102,0	28,2
Resorts and similar facilities for short breaks	7.988	7.881	98,7	14.717	17.737	120,5	1,0
Campsites and camping areas	611	519	84,9	891	762	85,5	0,0
Other accommodation	2.951	3.265	110,6	27.091	30.712	113,4	1,8
Foreign tourists	490.907	559.634	114,0	1.047.421	1.172.257	111,9	68,9
Hotels and similar accommodation	476.095	543.663	114,2	1.010.064	1.131.674	112,0	66,5
Resorts and similar facilities for short breaks	8.576	9.308	108,5	21.150	23.441	110,8	1,4
Campsites and camping areas	5.221	5.698	109,1	8.570	9.563	111,6	0,6
Other accommodation	1.015	965	95,1	7.637	7.579	99,2	0,4

¹⁾Classification of activities of Bosnia and Herzegovina (BiH) 2010

* final data

Table 3: Arrivals and overnight stays of foreign tourists by country of residence

	ARRIVALS			OVERNIGHT STAYS			I - VI 2024	
	I -VI 2023*	I - VI 2024	Indicies <u>I - VI 2024</u> I - VI 2023	I -VI 2023*	I - VI 2024	Indicies <u>I - VI 2024</u> I - VI 2023	The structure of overnights in %	The average number of overnights per check-in
TOTAL	490.907	559.634	114,0	1.047.421	1.172.257	111,9	100,0	2,1
Albania	1.747	1.478	84,6	4.859	3.555	73,2	0,3	2,4
Austria	14.816	14.990	101,2	29.057	27.820	95,7	2,4	1,9
Belgium	2.680	2.584	96,4	5.713	6.515	114,0	0,6	2,5
Bulgaria	3.172	4.442	140,0	5.559	9.030	162,4	0,8	2,0
Montenegro	15.197	15.683	103,2	32.761	34.686	105,9	3,0	2,2
Czech Republic	2.899	3.333	115,0	5.560	6.138	110,4	0,5	1,8
Denmark	1.512	1.366	90,3	4.155	3.976	95,7	0,3	2,9
Estonia	220	223	101,4	604	630	104,3	0,1	2,8
Finland	766	871	113,7	1.384	1.825	131,9	0,2	2,1
France	7.689	7.366	95,8	20.777	21.099	101,5	1,8	2,9
Greece	1.895	2.402	126,8	3.551	6.062	170,7	0,5	2,5
Netherlands	7.847	7.357	93,8	19.349	18.669	96,5	1,6	2,5
Croatia	87.606	88.014	100,5	200.545	207.245	103,3	17,7	2,4
Ireland	1.339	1.745	130,3	4.139	5.928	143,2	0,5	3,4
Iceland	165	93	56,4	376	228	60,6	0,0	2,5
Italy	12.152	14.701	121,0	25.994	33.313	128,2	2,8	2,3
Cyprus	223	276	123,8	523	521	99,6	0,0	1,9
Latvia	332	281	84,6	869	739	85,0	0,1	2,6
Lithuania	481	439	91,3	703	1.115	158,6	0,1	2,5
Luxembourg	389	335	86,1	934	937	100,3	0,1	2,8
Hungary	6.354	7.218	113,6	12.784	12.783	100,0	1,1	1,8
Malta	234	558	238,5	596	1.224	205,4	0,1	2,2
Norway	1.803	1.489	82,6	3.838	3.334	86,9	0,3	2,2
Germany	22.410	21.749	97,1	47.238	46.726	98,9	4,0	2,1
Poland	9.445	11.765	124,6	22.511	25.826	114,7	2,2	2,2
Portugal	703	1.033	146,9	1.565	2.039	130,3	0,2	2,0
Romania	2.527	3.228	127,7	4.764	9.579	201,1	0,8	3,0
Russia	5.401	4.676	86,6	9.704	9.269	95,5	0,8	2,0
Northern Macedonia	6.615	6.755	102,1	13.972	13.577	97,2	1,2	2,0
Slovak Republic	2.194	2.796	127,4	4.481	5.655	126,2	0,5	2,0
Slovenia	36.160	36.448	100,8	83.906	80.362	95,8	6,9	2,2

(continued on next page)

(continued)

	ARRIVALS			OVERNIGHT STAYS			I - VI 2024	
	I - VI 2023*	I - VI 2024	Indicies I - VI 2024 I - VI 2023	I - VI 2023*	I - VI 2024	Indicies I - VI 2024 I - VI 2023	The structure of overnights in %	The average number of overnights per check- in
Serbia	77.446	79.103	102,1	168.262	171.624	102,0	14,6	2,2
Spain	3.168	4.471	141,1	8.646	9.096	105,2	0,8	2,0
Switzerland (including Liechtenstein)	5.293	5.315	100,4	10.669	10.893	102,1	0,9	2,0
Sweden	4.498	3.424	76,1	10.143	8.202	80,9	0,7	2,4
Turkey	48.391	72.836	150,5	73.615	104.695	142,2	8,9	1,4
United Kingdom	6.100	8.459	138,7	16.663	23.350	140,1	2,0	2,8
Ukraine	1.064	1.446	135,9	2.266	3.934	173,6	0,3	2,7
Other European countries	1.884	1.460	77,5	4.197	4.586	109,3	0,4	3,1
Egypt	361	368	101,9	1.010	1.242	123,0	0,1	3,4
South Africa	172	170	98,8	337	495	146,9	0,0	2,9
Other African countries	839	808	96,3	2.165	2.893	133,6	0,2	3,6
Canada	2.141	2.374	110,9	4.727	5.197	109,9	0,4	2,2
USA	14.247	15.441	108,4	33.327	37.725	113,2	3,2	2,4
Other North American Countries	340	855	251,5	708	2.179	307,8	0,2	2,5
Brasil	1.409	2.408	170,9	2.589	4.053	156,5	0,3	1,7
Other South and Central American Countries	2.698	3.046	112,9	4.830	5.903	122,2	0,5	1,9
Bahrain	1.184	378	31,9	3.186	873	27,4	0,1	2,3
India	1.474	1.728	117,2	3.000	3.330	111,0	0,3	1,9
Iran	196	141	71,9	534	541	101,3	0,0	3,8
Israel	2.513	2.235	88,9	5.064	5.736	113,3	0,5	2,6
Japan	806	1.229	152,5	1.480	1.902	128,5	0,2	1,5
South Korea	6.160	4.031	65,4	7.562	5.701	75,4	0,5	1,4
Qatar	926	695	75,1	2.839	2.088	73,5	0,2	3,0
China	9.881	29.186	295,4	14.942	37.302	249,6	3,2	1,3
Kuwait	3.263	4.280	131,2	12.395	13.895	112,1	1,2	3,2
Malaysia	5.655	4.085	72,2	7.190	5.249	73,0	0,4	1,3
Oman	4.996	551	11,0	10.942	1.363	12,5	0,1	2,5
Saudi Arabia	5.813	24.723	425,3	14.115	56.060	397,2	4,8	2,3
United Arab Emirates	9.726	5.891	60,6	26.879	16.779	62,4	1,4	2,8
Other Asian countries	7.847	8.790	112,0	13.292	15.571	117,1	1,3	1,8
Australia	2.848	3.266	114,7	5.954	7.837	131,6	0,7	2,4
Mainland New Zealand	295	367	124,4	617	1.061	172,0	0,1	2,9
Other Oceania Countries	300	380	126,7	505	497	98,4	0,0	1,3

final data

- no occurrence

1) Indicies higher than 999

METHODOLOGICAL EXPLANATIONS

The purpose of the statistical survey

The purpose of the statistical survey is to monitor the tourist activity realised in commercial accommodation establishments and to provide internationally comparable BiH's tourism statistics in accordance with current EU Regulations for the tourism statistics.

Observation units

Observation units are all business entities /legal units which are, by the main activity, registered in accommodation activity (division 55 - KD BiH 2010), persons as well as households that rent accommodation establishments to tourists. For the purpose of the survey, Classification of Activities in Bosnia and Herzegovina - KD BiH 2010 was used, and it is fully compliant with the European Classification of Economic Activities - NACE Rev. 2.

Coverage

Reporting units are all business entities (enterprises, craftsmen, cooperatives, institutions, associations etc.) and their constituent units that are registered according to KD BiH 2010 under section : 55.1 (hotels and similar accommodation), 55.2 (holiday and other short - stay accommodation), 55.3 (camps and camping grounds), 55.9 (other uncategorised accommodation), health care institutions in which person themselves bear the fee for medical rehabilitation or their stay: business entities that deal with the mediation of accommodation of guests in: households, houses, camps, apartments and rooms which are directly rented by private persons/households. Survey covers the entire territory of Bosnia and Herzegovina.

Source and methods of data collection

Data on tourists turnover (number of tourist arrivals and tourist nights) are collected from regular monthly report (TU-11 form). Reports are usually made based on reception records in guest books, entities and their parts engaged in organising and arranging of tourists.

Definitions

Tourism means the activity of visitors taking a trip to a main destination outside their usual environment for less than a year, for leisure, business or other personal purpose other than to be employed by a resident entity in the place visited.

Tourist is every person who, outside his place of permanent residence, spends one night in a hotel or some other accommodation facility for reasons of rest, recreation, health, study, sport, religion, family, business, public tasks or meeting.

Residence is a place where a person came with the intention of permanent stay.

Domestic tourist is a person with permanent residence in the BiH who spends at least one night in a hotel or same other accommodation establishment outside their place or residence.

Foreign tourist is every person with permanent residence outside in BiH who temporarily resides in BiH and who spends at least one night in a hotel or same other accommodation establishment.

Symbols

- no occurrence

0,0 value not zero but less than 0,05

1) Indices greater than 999

Published by the Agency for Statistics of Bosnia and Herzegovina, 71000 Sarajevo, Zelenih beretki 26

Phone: +387 (33) 911 911 | Fax: +387 (33) 220 622
Email: bhas@bhas.gov.ba | Website: www.bhas.gov.ba

Responsible persons:

Velimir Jukić, Assistant Director for Business Statistics

Vesna Ćužić, Director

Press release prepared by: Azra Bander Demirović and Mirza Agić



Razmislite o očuvanju okoliša prije štampanja dokumenta.