



# FIRST RELEASE



You are required to specify a data source when allowed in your product or application.

YEAR XVIII

SARAJEVO, 06/09/2024

NUMBER 7

## BUSINESS STATISTICS

### Tourism, cumulative

Period, January - July 2024

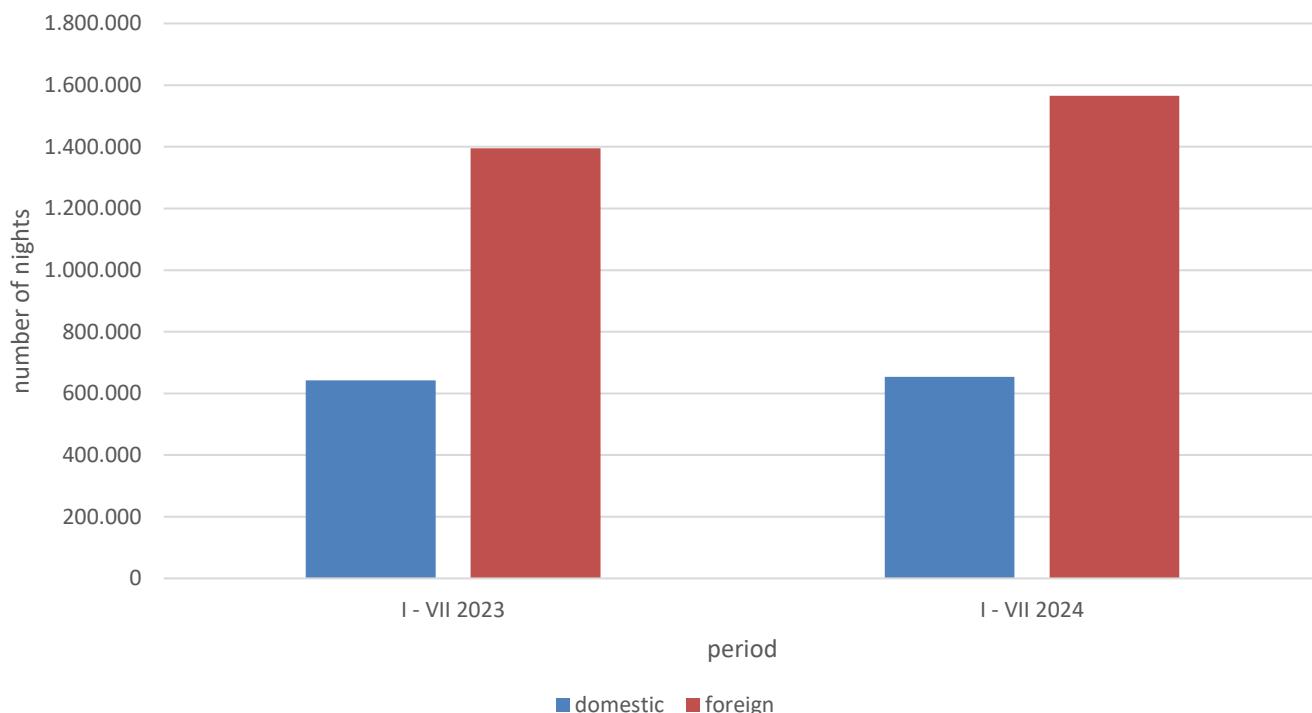
In the period January - July 2024, tourists made 1,059,806 visits, which is 10.9% more compared to the same period in 2023. The number of domestic tourist arrivals was 1.9% higher, while foreign tourists had 15.1% more arrivals compared to the same period in 2023.

In the period January - July 2024, tourists made 2,218,541 overnight stays, which is 8.9% more compared to the same period in 2023. Domestic tourists had 1.7% more overnight stays compared to the same period in 2023, while the number of overnight stays by foreign tourists was 12.2% higher compared to the same period in 2023. In the total number of overnight stays, the participation of domestic tourists is 29.5%, while the participation of foreign tourists is 70.5%.

In the structure of overnight stays by foreign tourists, the most overnight stays were achieved by tourists from Croatia (14.7%), Serbia (12.7%), Turkey (9.5%), Saudi Arabia (9.0%), Slovenia (5.9%), Germany (4.0%), USA (3.2%) and China with (2.9%) overnight stays, which represents 61.9% of the total number of overnight stays. Tourists from other countries accounted for 38.1% of overnight stays.

According to the type of accommodation facility, the largest number of overnight stays was realized within the Hotels and similar accommodation sector with a share of 94.3%.

**Graph 1: Tourist nights for the period January - July of 2023 and 2024.**

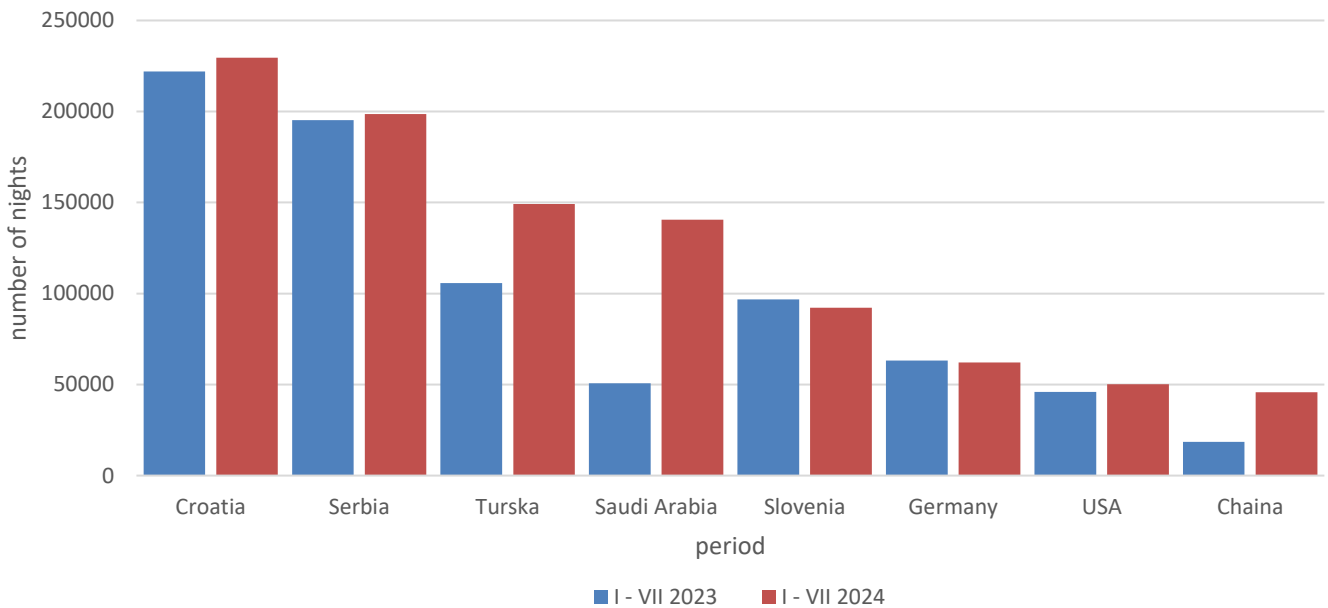


**Table 1: Tourist arrivals and overnight stays**

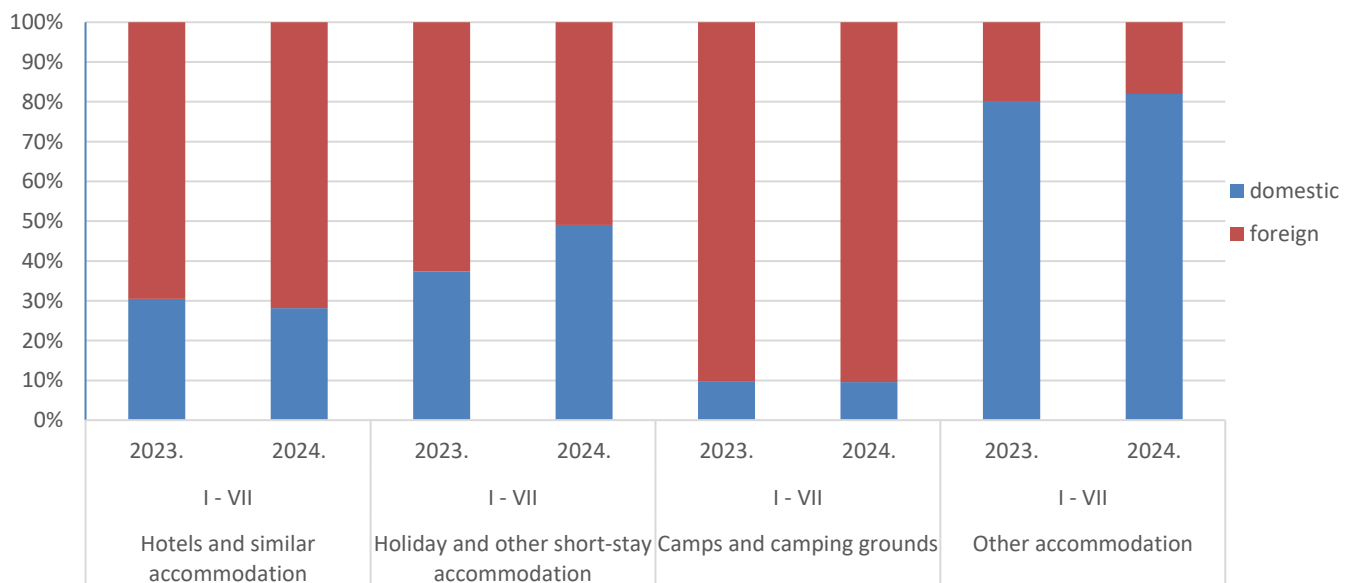
|                   | ARRIVALS       |                  |  | OVERNIGHT STAYS  |                  |  | I - VII 2024                           |  |
|-------------------|----------------|------------------|--|------------------|------------------|--|--|--|
|                   | I-VII 2023*    | I - VII 2024     | Indicies<br>I - VII 2024<br>I - VII 2023 | I-VII 2023*      | I - VII 2024     | Indicies<br>I - VII 2024<br>I - VII 2023 | The structure<br>of overnights<br>in % | The average<br>number of<br>overnights per<br>check-in |
| <b>Total</b>      | <b>955.461</b> | <b>1.059.806</b> | <b>110,9</b>                             | <b>2.037.641</b> | <b>2.218.541</b> | <b>108,9</b>                             | <b>100,0</b>                           | <b>2,1</b>   |
| Domestic tourists | 304.252        | 310.134          | 101,9                                    | 642.517          | 653.549          | 101,7                                    | 29,5                                   | 2,1  |
| Foreign tourists  | 651.209        | 749.672          | 115,1                                    | 1.395.124        | 1.564.992        | 112,2                                    | 70,5                                   | 2,1  |

\*) final data

**Graph 2: Overnight stays of foreign tourists by country of residence for the period January - July of 2023 and 2024.**



**Graph 3: The structure of overnight stays by tourists according to KD BiH<sup>1)</sup> in the period January - July 2023 and 2024**



**Table 2: Tourist arrivals and overnight stays according to KD BiH <sup>1)</sup>**

|   | ARRIVALS       |                  |   | OVERNIGHT STAYS  |                  |   | I - VII 2024                           |
|---|----------------|------------------|---|------------------|------------------|---|--|
|   | I -VII 2023*   | I - VII 2024     | Indicies<br><u>I - VII 2024</u><br>I - VII 2023 | I -VII 2023*     | I - VII 2024     | Indicies<br><u>I - VII 2024</u><br>I - VII 2023 | The structure<br>of overnights<br>in % |
| <b>TOTAL</b>                                    | <b>955.461</b> | <b>1.059.806</b> | <b>110,9</b>                                    | <b>2.037.641</b> | <b>2.218.541</b> | <b>108,9</b>                                    | <b>100,0</b>                           |
| Hotels and similar accommodation                | 917.205        | 1.018.909        | 111,0   | 1.923.233        | 2.091.952        | 108,8   | 94,3                                   |
| Resorts and similar facilities for short breaks | 24.082         | 24.233           | 100,6   | 55.848           | 60.168           | 107,7   | 2,7                                    |
| Campsites and camping areas                     | 9.378          | 11.466           | 122,3   | 16.463           | 19.490           | 118,4   | 0,9                                    |
| Other accommodation                             | 4.796          | 5.198            | 115,9   | 42.097           | 46.931           | 111,5   | 2,1                                    |
| <b>Domestic tourists</b>                        | <b>304.252</b> | <b>310.134</b>   | <b>102,1</b>                                    | <b>642.517</b>   | <b>653.549</b>   | <b>101,7</b>                                    | <b>29,5</b>                            |
| Hotels and similar accommodation                | 288.690        | 294.576          | 102,0   | 586.275          | 589.329          | 100,5   | 26,6                                   |
| Resorts and similar facilities for short breaks | 10.860         | 10.252           | 94,4  | 20.895           | 23.900           | 114,4   | 1,1                                    |
| Campsites and camping areas                     | 1.056          | 1.247            | 118,1   | 1.592            | 1.857            | 116,6   | 0,1                                    |
| Other accommodation                             | 3.646          | 4.059            | 121,2   | 33.755           | 38.463           | 113,9   | 1,7                                    |
| <b>Foreign tourists</b>                         | <b>651.209</b> | <b>749.672</b>   | <b>115,0</b>                                    | <b>1.395.124</b> | <b>1.564.992</b> | <b>112,2</b>                                    | <b>70,5</b>                            |
| Hotels and similar accommodation                | 628.515        | 724.333          | 115,2   | 1.336.958        | 1.502.623        | 112,4   | 67,7                                   |
| Resorts and similar facilities for short breaks | 13.222         | 13.981           | 105,7   | 34.953           | 36.268           | 103,8   | 1,6                                    |
| Campsites and camping areas                     | 8.322          | 10.219           | 122,8   | 14.871           | 17.633           | 118,6   | 0,8                                    |
| Other accommodation                             | 1.150          | 1.139            | 99,0  | 8.342            | 8.468            | 101,5   | 0,4                                    |

\* final data

<sup>1)</sup>Classification of activities of Bosnia and Herzegovina (BiH) 2010

In terms of the length of stay of foreign tourists in our country, Iran is in first place with 3.9 nights, Kuwait 3.5 nights, Egypt 3.4 nights, Ireland and Qatar each with 3.3 nights, Latvia and Lithuania each with 3.1 of overnight stays on average.

**Table 3: Arrivals and overnight stays of foreign tourists by country of residence**

|                    | ARRIVALS       |                |  | OVERNIGHT STAYS  |                  |  | I - VII 2024                                 |  |
|--------------------|----------------|----------------|--|------------------|------------------|--|--|--|
|                    | I - VII 2023*  | I - VII 2024   | Indicies<br>I - VII 2024<br>I - VII 2023 | I - VII 2023*    | I - VII 2024     | Indicies<br>I - VII 2024<br>I - VII 2023 | The<br>structure<br>of<br>overnights<br>in % | The average<br>number of<br>overnights<br>per check-in |
| <b>TOTAL</b>       | <b>651.209</b> | <b>749.672</b> | <b>115,1</b>                             | <b>1.395.124</b> | <b>1.564.992</b> | <b>112,2</b>                             | <b>100,0</b>                                 | <b>2,1</b>   |
| Albania            | 1.992          | 1.742          | 87,4                                     | 6.064            | 4.052            | 66,8                                     | 0,3  | 2,3  |
| Austria            | 19.271         | 19.033         | 98,8                                     | 38.633           | 36.191           | 93,7                                     | 2,3  | 1,9  |
| Belgium            | 4.093          | 3.974          | 97,1                                     | 8.933            | 9.395            | 105,2                                    | 0,6  | 2,4  |
| Bulgaria           | 3.788          | 5.443          | 143,7                                    | 6.674            | 11.493           | 172,2                                    | 0,7  | 2,1  |
| Montenegro         | 17.482         | 17.477         | 100,0                                    | 39.527           | 40.102           | 101,5                                    | 2,6  | 2,3  |
| Czech Republic     | 4.932          | 4.728          | 95,9                                     | 8.919            | 8.598            | 96,4                                     | 0,5  | 1,8  |
| Denmark            | 3.083          | 2.701          | 87,6                                     | 8.120            | 7.072            | 87,1                                     | 0,5  | 2,6  |
| Estonia            | 303            | 339            | 111,9                                    | 709              | 843              | 118,9                                    | 0,1  | 2,5  |
| Finland            | 1.038          | 1.074          | 103,5                                    | 1.905            | 2.224            | 116,7                                    | 0,1  | 2,1  |
| France             | 10.069         | 9.830          | 97,6                                     | 28.778           | 29.895           | 103,9                                    | 1,9  | 3,0  |
| Greece             | 2.973          | 3.386          | 113,9                                    | 5.725            | 8.339            | 145,7                                    | 0,5  | 2,5  |
| Netherlands        | 10.740         | 10.634         | 99,0                                     | 26.012           | 26.152           | 100,5                                    | 1,7  | 2,5  |
| Croatia            | 98.191         | 98.839         | 100,7                                    | 222.031          | 229.485          | 103,4                                    | 14,7   | 2,3  |
| Ireland            | 1.707          | 2.455          | 143,8                                    | 5.218            | 8.000            | 153,3                                    | 0,5  | 3,3  |
| Iceland            | 206            | 147            | 71,4                                     | 460              | 342              | 74,3                                     | 0,0  | 2,3  |
| Italy              | 14.952         | 18.319         | 122,5                                    | 32.458           | 40.563           | 125,0                                    | 2,6  | 2,2  |
| Cyprus             | 474            | 689            | 145,4                                    | 787              | 1.021            | 129,7                                    | 0,1  | 1,5  |
| Latvia             | 558            | 351            | 62,9                                     | 1.207            | 1.087            | 90,1                                     | 0,1  | 3,1  |
| Lithuania          | 693            | 713            | 102,9                                    | 1.006            | 2.196            | 218,3                                    | 0,1  | 3,1  |
| Luxembourg         | 544            | 457            | 84,0                                     | 1.209            | 1.247            | 103,1                                    | 0,1  | 2,7  |
| Hungary            | 8.896          | 9.719          | 109,3                                    | 17.670           | 17.785           | 100,7                                    | 1,1  | 1,8  |
| Malta              | 417            | 873            | 209,4                                    | 945              | 1.869            | 197,8                                    | 0,1  | 2,1  |
| Norway             | 2.807          | 2.540          | 90,5                                     | 6.069            | 5.593            | 92,2                                     | 0,4  | 2,2  |
| Germany            | 29.670         | 28.518         | 96,1                                     | 63.119           | 62.130           | 98,4                                     | 4,0  | 2,2  |
| Poland             | 14.159         | 17.979         | 127,0                                    | 35.205           | 41.570           | 118,1                                    | 2,7  | 2,3  |
| Portugal           | 1.334          | 1.499          | 112,4                                    | 3.439            | 2.834            | 82,4                                     | 0,2  | 1,9  |
| Romania            | 3.206          | 4.334          | 135,2                                    | 5.973            | 11.960           | 200,2                                    | 0,8  | 2,8  |
| Russia             | 6.259          | 5.500          | 87,9                                     | 11.273           | 10.831           | 96,1                                     | 0,7  | 2,0  |
| Northern Macedonia | 7.587          | 7.751          | 102,2                                    | 16.245           | 15.110           | 93,0                                     | 1,0  | 1,9  |
| Slovak Republic    | 3.193          | 3.975          | 124,5                                    | 6.636            | 8.247            | 124,3                                    | 0,5  | 2,1  |
| Slovenia           | 42.256         | 41.922         | 99,2                                     | 96.716           | 92.121           | 95,2                                     | 5,9  | 2,2  |

(continued on next page)

|  | ARRIVALS      |              |  | OVERNIGHT STAYS |              |  | I - VII 2024                              |   |
|--|---------------|--------------|--|-----------------|--------------|--|---|---|
|  | I - VII 2023* | I - VII 2024 | Indicies<br>I - VII 2024<br>I - VII 2023 | I - VII 2023*   | I - VII 2024 | Indicies<br>I - VII 2024<br>I - VII 2023 | The<br>structure of<br>overnights<br>in % | The<br>average<br>number of<br>overnights<br>per check-<br>in |
| Serbia   | 89.777        | 91.362       | 101,8                                    | 195.337         | 198.661      | 101,7                                    | 12,7                                      | 2,2   |
| Spain  | 4.801         | 6.717        | 139,9                                    | 11.895          | 13.759       | 115,7                                    | 0,9                                       | 2,0   |
| Switzerland<br>(including<br>Liechtenstein)      | 8.387         | 8.007        | 95,5                                     | 16.788          | 16.756       | 99,8                                     | 1,1                                       | 2,1   |
| Sweden   | 7.636         | 6.108        | 80,0                                     | 17.409          | 14.697       | 84,4                                     | 0,9                                       | 2,4   |
| Turkey   | 74.865        | 110.933      | 148,2                                    | 105.821         | 149.246      | 141,0                                    | 9,5                                       | 1,3   |
| United Kingdom                                   | 7.672         | 11.223       | 146,3                                    | 20.545          | 30.162       | 146,8                                    | 1,9                                       | 2,7   |
| Ukraine  | 1.349         | 1.812        | 134,3                                    | 2.878           | 5.383        | 187,0                                    | 0,3                                       | 3,0   |
| Other European<br>countries                      | 2.160         | 1.785        | 82,6                                     | 4.919           | 5.300        | 107,7                                    | 0,3                                       | 3,0   |
| Egypt  | 462           | 493          | 106,7                                    | 1.366           | 1.692        | 123,9                                    | 0,1                                       | 3,4   |
| South Africa                                     | 229           | 254          | 110,9                                    | 494             | 682          | 138,1                                    | 0,0                                       | 2,7   |
| Other African<br>countries                       | 1.151         | 959          | 83,3                                     | 2.993           | 3.413        | 114,0                                    | 0,2                                       | 3,6   |
| Canada   | 3.132         | 3.495        | 111,6                                    | 7.140           | 7.874        | 110,3                                    | 0,5                                       | 2,3   |
| USA  | 19.479        | 20.832       | 106,9                                    | 45.977          | 50.134       | 109,0                                    | 3,2                                       | 2,4   |
| Other<br>North American<br>Countries             | 437           | 1.218        | 278,7                                    | 952             | 3.052        | 320,6                                    | 0,2                                       | 2,5   |
| Brasil   | 1.699         | 2.929        | 172,4                                    | 3.101           | 5.009        | 161,5                                    | 0,3                                       | 1,7   |
| Other South and<br>Central American<br>Countries | 3.461         | 3.592        | 103,8                                    | 6.073           | 7.054        | 116,2                                    | 0,5                                       | 2,0   |
| Bahrain  | 2.488         | 645          | 25,9                                     | 6.935           | 1.517        | 21,9                                     | 0,1                                       | 2,4   |
| India  | 1.683         | 2.071        | 123,1                                    | 3.518           | 3.970        | 112,8                                    | 0,3                                       | 1,9   |
| Iran   | 226           | 179          | 79,2                                     | 650             | 700          | 107,7                                    | 0,0                                       | 3,9   |
| Israel   | 5.576         | 5.545        | 99,4                                     | 13.512          | 14.542       | 107,6                                    | 0,9                                       | 2,6   |
| Japan  | 978           | 1.457        | 149,0                                    | 1.774           | 2.238        | 126,2                                    | 0,1                                       | 1,5   |
| South Korea                                      | 7.795         | 5.035        | 64,6                                     | 9.910           | 6.881        | 69,4                                     | 0,4                                       | 1,4   |
| Qatar  | 2.351         | 1.672        | 71,1                                     | 7.530           | 5.444        | 72,3                                     | 0,3                                       | 3,3   |
| China  | 12.559        | 35.889       | 285,8                                    | 18.507          | 45.862       | 247,8                                    | 2,9                                       | 1,3   |
| Kuwait   | 6.562         | 6.940        | 105,8                                    | 25.229          | 24.358       | 96,5                                     | 1,6                                       | 3,5   |
| Malaysia   | 5.898         | 4.213        | 71,4                                     | 7.673           | 5.459        | 71,1                                     | 0,3                                       | 1,3   |
| Oman   | 8.984         | 730          | 8,1                                      | 21.329          | 1.786        | 8,4                                      | 0,1                                       | 2,4   |
| Saudi Arabia                                     | 21.204        | 60.859       | 287,0                                    | 50.655          | 140.582      | 277,5                                    | 9,0                                       | 2,3   |
| United Arab<br>Emirates                          | 16.010        | 9.595        | 59,9                                     | 46.661          | 28.182       | 60,4                                     | 1,8                                       | 2,9   |
| Other Asian<br>countries                         | 9.914         | 10.248       | 103,4                                    | 18.482          | 18.728       | 101,3                                    | 1,2                                       | 1,8   |
| Australia  | 4.588         | 4.960        | 108,1                                    | 9.825           | 11.513       | 117,2                                    | 0,7                                       | 2,3   |
| Mainland New<br>Zealand                          | 446           | 527          | 118,2                                    | 917             | 1.412        | 154,0                                    | 0,1                                       | 2,7   |
| Other Oceania<br>Countries                       | 377           | 447          | 118,6                                    | 664             | 597          | 89,9                                     | 0,0                                       | 1,3   |

\*final data

## METHODOLOGICAL EXPLANATIONS

### The purpose of the statistical survey

The purpose of the statistical survey is to monitor the tourist activity realised in commercial accommodation establishments and to provide internationally comparable BiH's tourism statistics in accordance with current EU Regulations for the tourism statistics.

### Observation units

Observation units are all business entities /legal units which are, by the main activity, registered in accommodation activity (division 55 - KD BiH 2010), persons as well as households that rent accommodation establishments to tourists. For the purpose of the survey, Classification of Activities in Bosnia and Herzegovina - KD BiH 2010 was used, and it is fully compliant with the European Classification of Economic Activities - NACE Rev. 2.

### Coverage

Reporting units are all business entities (enterprises, craftsmen, cooperatives, institutions, associations etc.) and their constituent units that are registered according to KD BiH 2010 under section : 55.1 (hotels and similar accommodation), 55.2 (holiday and other short - stay accommodation), 55.3 (camps and camping grounds), 55.9 (other uncategorised accommodation), health care institutions in which person themselves bear the fee for medical rehabilitation or their stay: business entities that deal with the mediation of accommodation of guests in: households, houses, camps, apartments and rooms which are directly rented by private persons/households. Survey covers the entire territory of Bosnia and Herzegovina.

### Source and methods of data collection

Data on tourists turnover (number of tourist arrivals and tourist nights) are collected from regular monthly report (TU-11 form). Reports are usually made based on reception records in guest books, entities and their parts engaged in organising and arranging of tourists.

### Definitions

**Tourism** means the activity of visitors taking a trip to a main destination outside their usual environment for less than a year, for leisure, business or other personal purpose other than to be employed by a resident entity in the place visited.

**Tourist** is every person who, outside his place of permanent residence, spends one night in a hotel or some other accommodation facility for reasons of rest, recreation, health, study, sport, religion, family, business, public tasks or meeting.

**Residence** is a place where a person came with the intention of permanent stay.

**Domestic tourist** is a person with permanent residence in the BiH who spends at least one night in a hotel or same other accommodation establishment outside their place or residence.

**Foreign tourist** is every person with permanent residence outside in BiH who temporarily resides in BiH and who spends at least one night in a hotel or same other accommodation establishment.

### Symbols

- no occurrence

0,0 value not zero but less than 0,05

1) Indices greater than 999

Published by the Agency for Statistics of Bosnia and Herzegovina, 71000 Sarajevo, Zelenih beretki 26

Phone: +387 (33) 911 911 | Fax: +387 (33) 220 622  
Email: [bhas@bhas.gov.ba](mailto:bhas@bhas.gov.ba) | Website: [www.bhas.gov.ba](http://www.bhas.gov.ba)

Responsible persons:

Velimir Jukić, Assistant Director for Business Statistics

Vesna Čužić, Director

Press release prepared by: Azra Bander Demirović and Mirza Agić



Please consider the environment before printing this document.