



FIRST RELEASE



You are required to specify a data source when allowed in your product or application.

YEAR XVIII

SARAJEVO, 04/10/2024

NUMBER 7

BUSINESS STATISTICS

Tourism, cumulative

Period, January – August 2024

In the period from January to August 2024, tourists made 1,308,147 visits, which is 10.8% more compared to the same period in 2023. Domestic tourists recorded 2.3% more visits compared to the same period in 2023, while foreign tourists made 14.4% more visits compared to the same period of the previous year.

In the period from January to August 2024, tourists recorded 2,767,926 overnight stays, which is 8.0% more compared to the same period in 2023. Domestic tourists recorded 1.5% more overnight stays compared to the same period in 2023, while the number of overnight stays by foreign tourists increased by 10.9% compared to the same period of the previous year. In the total number of overnight stays, the share of domestic tourists is 28.7%, while the share of foreign tourists is 71.3%.

In the structure of foreign tourist overnight stays, the largest number of stays were recorded by tourists from Croatia (13.1%), Serbia (11.6%), Turkey and Saudi Arabia with (9.6%) each, Slovenia (5.4%), Germany (4.2%), the USA (3.2%), Italy (2.9%), and Poland with (2.8%) overnight stays, representing 62.4% of the total number of overnight stays. Tourists from other countries accounted for 37.6% of the stays.

According to the type of accommodation, the largest number of overnight stays was recorded in the category of Hotels and similar accommodation, with a share of 94.0%.

Graph 1: Tourist nights for the period January - August of 2023 and 2024.

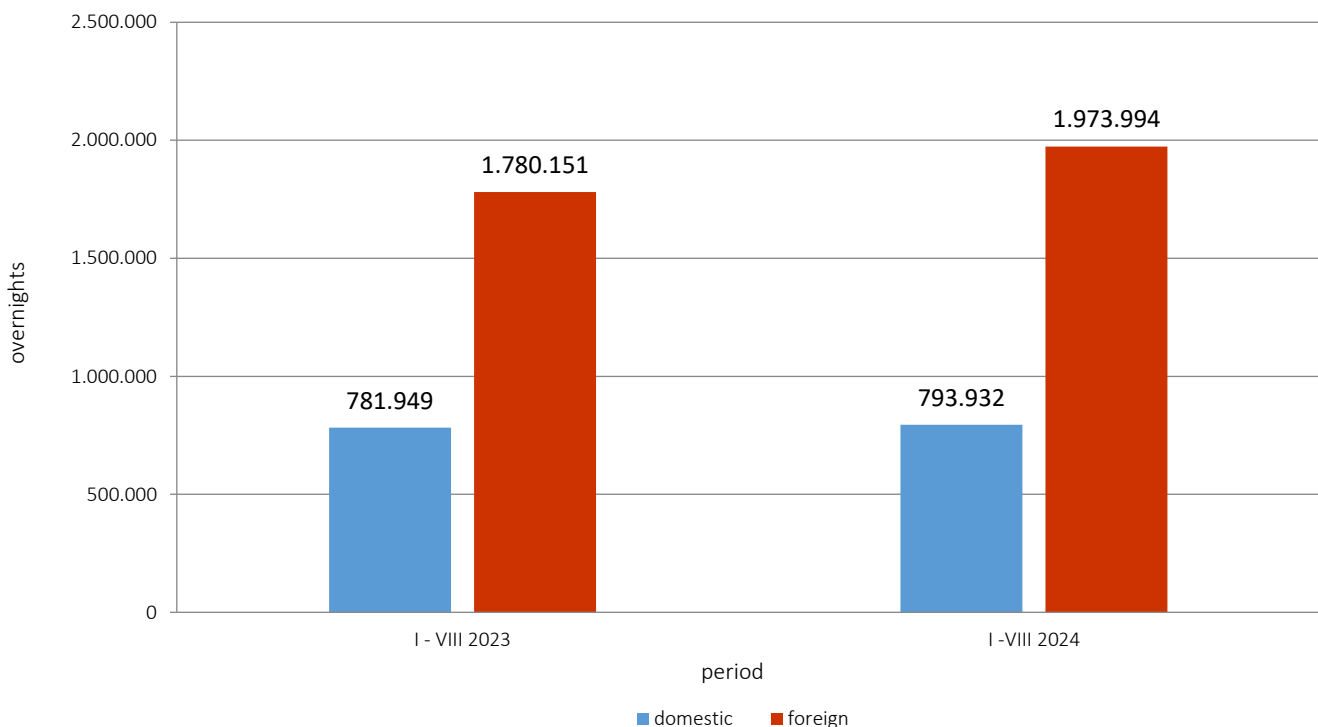
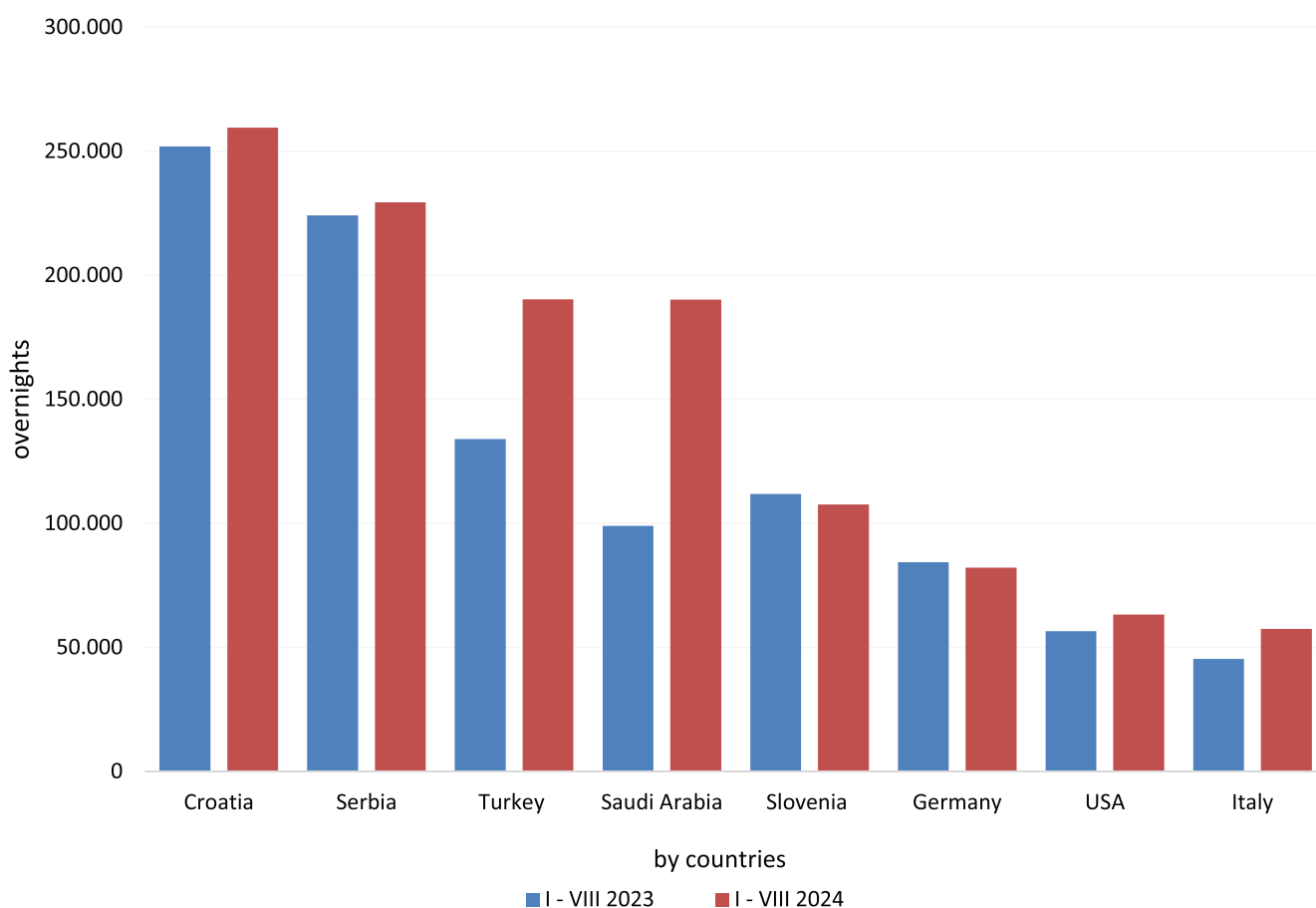


Table 1: Tourist arrivals and overnight stays

	ARRIVALS			OVERNIGHT STAYS			I - VIII 2024	
	I -VIII 2023*	I - VIII 2024	Indicies <u>I - VIII 2024</u> I - VIII 2023	I -VIII 2023*	I - VIII 2024	Indicies <u>I - VIII 2024</u> I - VIII 2023	The structure of overnights in %	The average number of overnights per check-in
Total	1,181,032	1,308,147	110.8	2,562,100	2,767,926	108.0	100.0	2.1
Domestic tourists	358,235	366,479	102.3	781,949	793,932	101.5	28.7	2.2
Foreign tourists	822,797	941,668	114.4	1,780,151	1,973,994	110.9	71.3	2.1

*) final data

Graph 2: Overnight stays of foreign tourists by country of residence for the period January - August of 2023 and 2024.



In terms of the length of stay of foreign tourists in our country, tourists from Iran are in the first place with an average of 3.9 nights, followed by tourists from Egypt with 3.7 nights, Latvia with 3.6 nights, Kuwait with 3.4 nights, and Ireland, Qatar, and France with an average of 3.3 nights.

Graph 3: The structure of overnight stays by tourists according to KD BiH¹⁾ in the period January - August 2023 and 2024

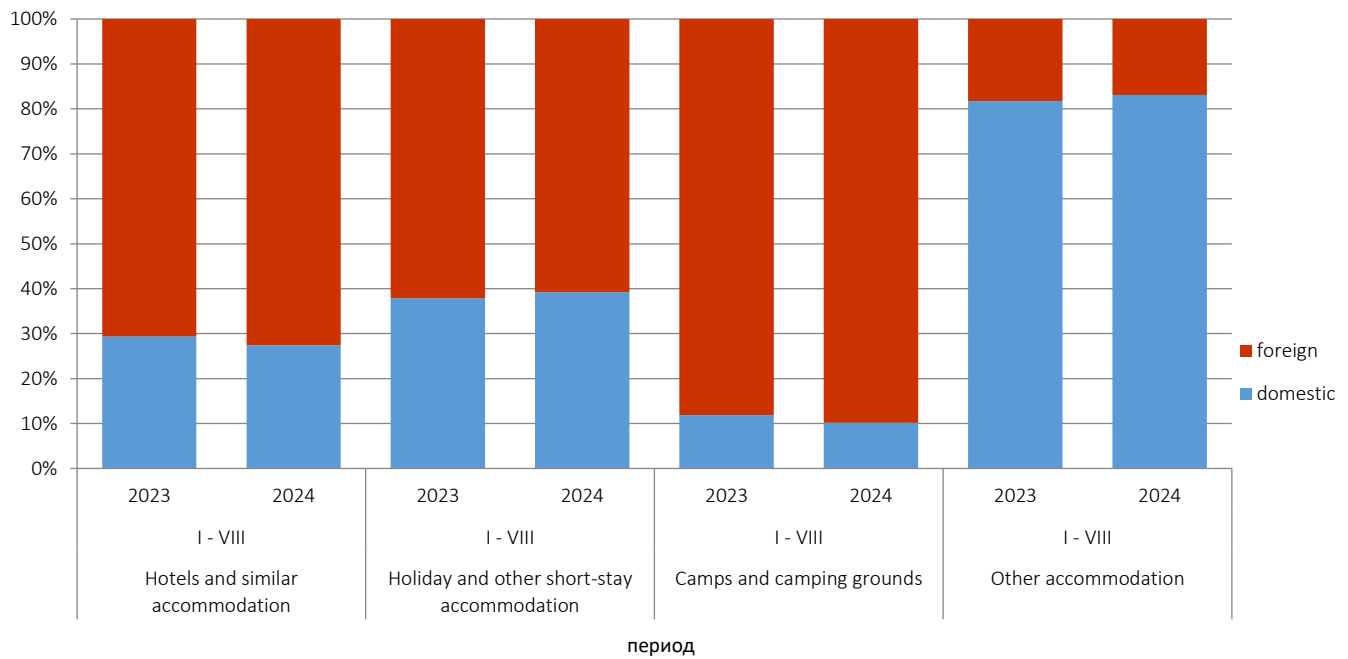


Table 2: Tourist arrivals and overnight stays according to KD BiH¹⁾

	ARRIVALS			OVERNIGHT STAYS			I - VIII 2024
	I - VIII 2023*	I - VIII 2024	Indicies <u>I - VIII 2024</u> I - VIII 2023	I - VIII 2023*	I - VIII 2024	Indicies <u>I - VIII 2024</u> I - VIII 2023	The structure of overnights in %
TOTAL	1.181.032	1.308.147	110,8	2.562.100	2.767.926	108,0	100,0
Hotels and similar accommodation	1.130.551	1.253.940	110,9	2.409.545	2.600.490	107,9	94,0
Resorts and similar facilities for short breaks	32.102	32.599	101,5	80.180	84.500	105,4	3,1
Campsites and camping areas	12.764	15.546	121,8	23.257	27.379	117,7	1,0
Other accommodation	5.615	6.062	108,0	49.118	55.557	113,1	2,0
Domestic tourists	358.235	366.479	102,3	781.949	793.932	101,5	28,7
Hotels and similar accommodation	338.019	346.154	102,4	708.679	711.890	100,5	25,7
Resorts and similar facilities for short breaks	14.177	13.629	96,1	30.366	33.114	109,0	1,2
Campsites and camping areas	1.726	1.877	108,7	2.760	2.781	100,8	0,1
Other accommodation	4.313	4.819	111,7	40.144	46.147	115,0	1,7
Foreign tourists	822.797	941.668	114,4	1.780.151	1.973.994	110,9	71,3
Hotels and similar accommodation	792.532	907.786	114,5	1.700.866	1.888.600	111,0	68,2
Resorts and similar facilities for short breaks	17.925	18.970	105,8	49.814	51.386	103,2	1,9
Campsites and camping areas	11.038	13.669	123,8	20.497	24.598	120,0	0,9
Other accommodation	1.302	1.243	95,5	8.974	9.410	104,9	0,3

¹⁾Classification of activities of Bosnia and Herzegovina (BiH) 2010

* final data

Table 3: Arrivals and overnight stays of foreign tourists by country of residence

	ARRIVALS			OVERNIGHT STAYS			I - VIII 2024	
	I -VIII 2023*	I - VIII 2024	Indicies I - VIII 2024 I - VIII 2023	I -VIII 2023*	I - VIII 2024	Indicies I - VIII 2024 I - VIII 2023	The structure of overnights in %	The average number of overnights per check-in
TOTAL	822,797	941,668	114.4	1,780,151	1,973,994	110.9	100.0	2.1
Albania	2,238	2,118	94.6	6,886	4,920	71.4	0.2	2.3
Austria	25,052	24,754	98.8	50,563	47,431	93.8	2.4	1.9
Belgium	5,100	5,009	98.2	11,525	11,593	100.6	0.6	2.3
Bulgaria	4,590	6,334	138.0	8,481	13,587	160.2	0.7	2.1
Montenegro	19,520	20,403	104.5	44,902	47,905	106.7	2.4	2.3
Czech Republic	6,253	6,032	96.5	11,243	10,989	97.7	0.6	1.8
Denmark	3,733	3,416	91.5	10,077	8,991	89.2	0.5	2.6
Estonia	506	377	74.5	998	954	95.6	0.0	2.5
Finland	1,177	1,241	105.4	2,194	2,622	119.5	0.1	2.1
France	13,386	12,917	96.5	39,494	41,982	106.3	2.1	3.3
Greece	5,056	4,988	98.7	10,699	12,300	115.0	0.6	2.5
Netherlands	14,324	14,199	99.1	34,345	34,229	99.7	1.7	2.4
Croatia	112,320	113,728	101.3	251,963	259,562	103.0	13.1	2.3
Ireland	2,182	3,086	141.4	6,471	10,257	158.5	0.5	3.3
Iceland	259	183	70.7	558	429	76.9	0.0	2.3
Italy	21,065	24,941	118.4	45,429	57,398	126.3	2.9	2.3
Cyprus	745	1,206	161.9	1,290	1,669	129.4	0.1	1.4
Latvia	710	484	68.2	2,039	1,754	86.0	0.1	3.6
Lithuania	885	880	99.4	1,287	2,598	201.9	0.1	3.0
Luxembourg	815	780	95.7	1,746	1,906	109.2	0.1	2.4
Hungary	11,916	13,126	110.2	24,161	25,326	104.8	1.3	1.9
Malta	615	1,437	233.7	1,351	3,059	226.4	0.2	2.1
Norway	3,430	3,148	91.8	7,523	7,122	94.7	0.4	2.3
Germany	38,978	37,574	96.4	84,315	82,184	97.5	4.2	2.2
Poland	18,612	23,785	127.8	46,324	54,977	118.7	2.8	2.3
Portugal	1,754	2,552	145.5	4,303	4,429	102.9	0.2	1.7
Romania	4,093	5,580	136.3	7,490	15,036	200.7	0.8	2.7
Russia	7,105	6,579	92.6	13,073	13,344	102.1	0.7	2.0
Northern Macedonia	8,353	8,848	105.9	17,753	16,994	95.7	0.9	1.9
Slovak Republic	4,142	5,248	126.7	8,515	11,261	132.2	0.6	2.1
Slovenia	49,822	49,457	99.3	111,860	107,578	96.2	5.4	2.2

(continued on next page)

(continued)

	ARRIVALS			OVERNIGHT STAYS			I - VIII 2024	
	I-VIII 2023*	I - VIII 2024	Indicies $\frac{I - VIII 2024}{I - VIII 2023}$	I-VIII 2023*	I - VIII 2024	Indicies $\frac{I - VIII 2024}{I - VIII 2023}$	The structure of overnights in %	The average number of overnights per check-in
Serbia	102,855	105,021	102.1	224,089	229,365	102.4	11.6	2.2
Spain	7,584	10,021	132.1	17,013	20,376	119.8	1.0	2.0
Switzerland (including Liechtenstein)	10,594	10,009	94.5	21,489	20,933	97.4	1.1	2.1
Sweden	9,338	7,476	80.1	21,471	17,873	83.2	0.9	2.4
Turkey	96,598	145,493	150.6	133,959	190,313	142.1	9.6	1.3
United Kingdom	9,607	14,197	147.8	25,389	38,118	150.1	1.9	2.7
Ukraine	1,720	2,201	128.0	3,787	6,839	180.6	0.3	3.1
Other European countries	2,591	2,710	104.6	6,252	8,293	132.6	0.4	3.1
Egypt	624	640	102.6	1,880	2,362	125.6	0.1	3.7
South Africa	269	306	113.8	559	768	137.4	0.0	2.5
Other African countries	1,402	1,318	94.0	3,783	4,391	116.1	0.2	3.3
Canada	3,898	4,671	119.8	9,046	10,293	113.8	0.5	2.2
USA	23,852	26,516	111.2	56,598	63,189	111.6	3.2	2.4
Other North American Countries	608	1,507	247.9	1,237	3,622	292.8	0.2	2.4
Brasil	2,079	3,416	164.3	3,856	5,837	151.4	0.3	1.7
Other South and Central American Countries	4,115	4,283	104.1	7,392	8,656	117.1	0.4	2.0
Bahrain	3,729	983	26.4	10,726	2,423	22.6	0.1	2.5
India	2,049	2,343	114.3	4,296	4,566	106.3	0.2	1.9
Iran	296	231	78.0	908	903	99.4	0.0	3.9
Israel	8,834	8,817	99.8	21,810	24,184	110.9	1.2	2.7
Japan	1,242	1,760	141.7	2,243	2,650	118.1	0.1	1.5
South Korea	9,224	6,065	65.8	12,107	8,177	67.5	0.4	1.3
Qatar	3,492	2,632	75.4	11,656	8,645	74.2	0.4	3.3
China	15,317	42,539	277.7	22,519	54,258	240.9	2.7	1.3
Kuwait	11,645	12,113	104.0	44,016	41,279	93.8	2.1	3.4
Malaysia	6,384	4,410	69.1	8,317	5,733	68.9	0.3	1.3
Oman	12,488	936	7.5	30,553	2,278	7.5	0.1	2.4
Saudi Arabia	40,831	81,137	198.7	99,015	190,238	192.1	9.6	2.3
United Arab Emirates	21,423	13,676	63.8	64,292	41,685	64.8	2.1	3.0
Other Asian countries	12,015	12,110	100.8	24,786	23,950	96.6	1.2	2.0
Australia	6,347	6,484	102.2	14,250	14,844	104.2	0.8	2.3
Mainland New Zealand	583	711	122.0	1,258	1,801	143.2	0.1	2.5
Other Oceania Countries	428	526	122.9	741	766	103.4	0.0	1.5

*final data

METHODOLOGICAL EXPLANATIONS

The purpose of the statistical survey

The purpose of the statistical survey is to monitor the tourist activity realised in commercial accommodation establishments and to provide internationally comparable BiH's tourism statistics in accordance with current EU Regulations for the tourism statistics.

Observation units

Observation units are all business entities /legal units which are, by the main activity, registered in accommodation activity (division 55 - KD BiH 2010), persons as well as households that rent accommodation establishments to tourists. For the purpose of the survey, Classification of Activities in Bosnia and Herzegovina - KD BiH 2010 was used, and it is fully compliant with the European Classification of Economic Activities - NACE Rev. 2.

Coverage

Reporting units are all business entities (enterprises, craftsmen, cooperatives, institutions, associations etc.) and their constituent units that are registered according to KD BiH 2010 under section : 55.1 (hotels and similar accommodation), 55.2 (holiday and other short - stay accommodation), 55.3 (camps and camping grounds), 55.9 (other uncategorised accommodation), health care institutions in which person themselves bear the fee for medical rehabilitation or their stay: business entities that deal with the mediation of accommodation of guests in: households, houses, camps, apartments and rooms which are directly rented by private persons/households. Survey covers the entire territory of Bosnia and Herzegovina.

Source and methods of data collection

Data on tourists turnover (number of tourist arrivals and tourist nights) are collected from regular monthly report (TU-11 form). Reports are usually made based on reception records in guest books, entities and their parts engaged in organising and arranging of tourists.

Definitions

Tourism means the activity of visitors taking a trip to a main destination outside their usual environment for less than a year, for leisure, business or other personal purpose other than to be employed by a resident entity in the place visited.

Tourist is every person who, outside his place of permanent residence, spends one night in a hotel or some other accommodation facility for reasons of rest, recreation, health, study, sport, religion, family, business, public tasks or meeting.

Residence is a place where a person came with the intention of permanent stay.

Domestic tourist is a person with permanent residence in the BiH who spends at least one night in a hotel or same other accommodation establishment outside their place or residence.

Foreign tourist is every person with permanent residence outside in BiH who temporarily resides in BiH and who spends at least one night in a hotel or same other accommodation establishment.

Symbols

- no occurrence

0,0 value not zero but less than 0,05

1) Indices greater than 999

Published by the Agency for Statistics of Bosnia and Herzegovina, 71000 Sarajevo, Zelenih beretki 26

Phone: +387 (33) 911 911 | Fax: +387 (33) 220 622
Email: bhas@bhas.gov.ba | Website: www.bhas.gov.ba

Responsible persons:

Velimir Jukić, Assistant Director for Business Statistics

Vesna Čužić, Director

Press release prepared by: Azra Bander Demirović and Mirza Agić



Razmislite o očuvanju okoliša prije štampanja dokumenta.