



FIRST RELEASE



You are required to specify a data source when allowed in your product or application.

YEAR XVIII

SARAJEVO, 06/11/2024

NUMBER 8

BUSINESS STATISTICS

Tourism, cumulative

Period, January – September 2024

From January to September 2024, tourists recorded 1,513,756 visits, which is 10.4% more compared to the same period in 2023. Domestic tourists recorded 0.7% more visits compared to the same period in 2023, while foreign tourists achieved 14.6% more visits compared to the same period of the previous year.

In the period from January to September 2024, tourists recorded 3,172,716 overnight stays, which is an increase of 7.9% compared to the same period in 2023. Domestic tourists recorded 0.4% more overnight stays compared to the same period in 2023, while the number of overnight stays by foreign tourists was 11.2% higher than in the same period of the previous year. Of the total overnight stays, domestic tourists accounted for 28.5%, while foreign tourists accounted for 71.5%.

In the structure of foreign tourist overnight stays, the largest number of stays was recorded by tourists from Croatia (12.6%), Serbia (11.5%), Turkey (9.8%), Saudi Arabia (9.2%), Slovenia (5.3%), Germany (4.2%), the USA (3.4%), Poland (3.0%), China (2.9%), and Italy (2.8%), collectively representing 64.7% of the total overnight stays. Tourists from other countries accounted for 35.3% of overnight stays.

By type of accommodation, the highest number of overnight stays was achieved in the Hotels and similar accommodation category, with a share of 94.0%.

Graph 1: Tourist nights for the period January - September of 2023 and 2024.

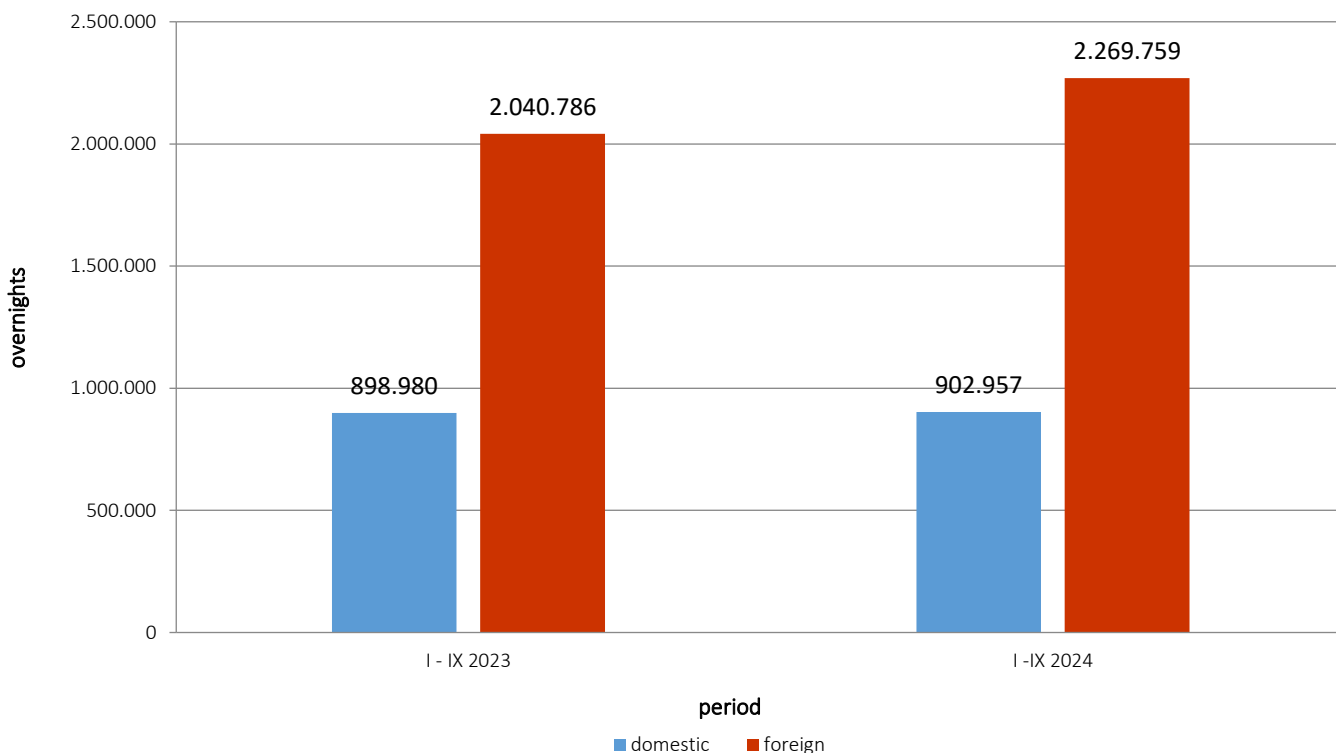
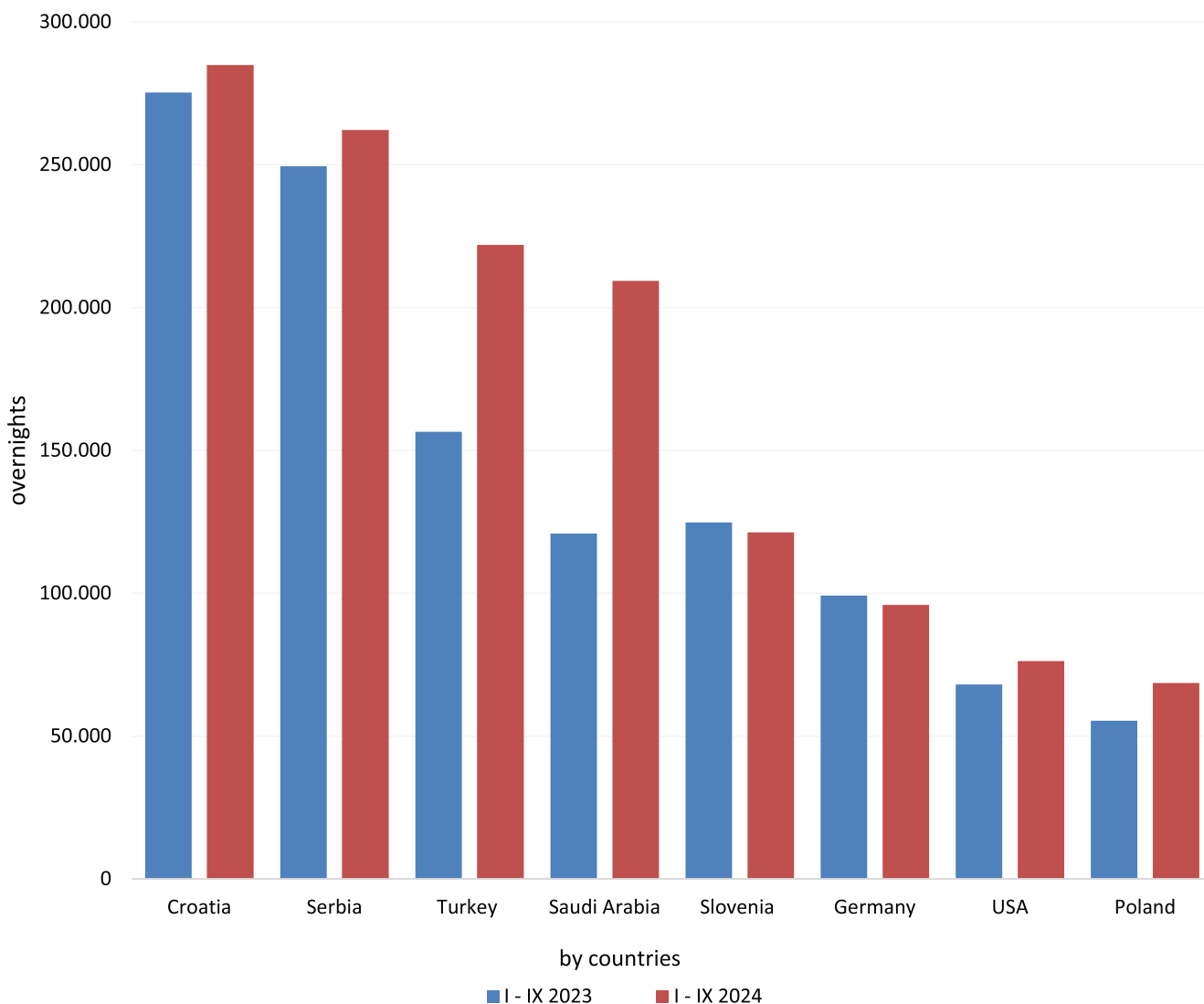


Table 1: Tourist arrivals and overnight stays

	ARRIVALS			OVERNIGHT STAYS			I - IX 2024	
	I - IX 2023*	I - IX 2024	Indicies $\frac{I - IX 2024}{I - IX 2023}$	I - IX 2023*	I - IX 2024	Indicies $\frac{I - IX 2024}{I - IX 2023}$	The structure of overnights in %	The average number of overnights per check-in
Total	1,371,170	1,513,756	110.4	2,939,766	3,172,716	107.9	100.0	2.1
Domestic tourists	413,211	416,282	100.7	898,980	902,957	100.4	28.5	2.2
Foreign tourists	957,959	1,097,474	114.6	2,040,786	2,269,759	111.2	71.5	2.1

*) final data

Graph 2: Overnight stays of foreign tourists by country of residence for the period January - September of 2023 and 2024.



By the average length of stay of foreign tourists in our country, tourists from Iran and Latvia rank first with 3.7 nights, followed by tourists from Egypt and Kuwait with 3.5 nights, and those from Ireland and Qatar with an average of 3.3 nights.

Graph 3: The structure of overnight stays by tourists according to KD BiH¹⁾ in the period January - September 2023 and 2024

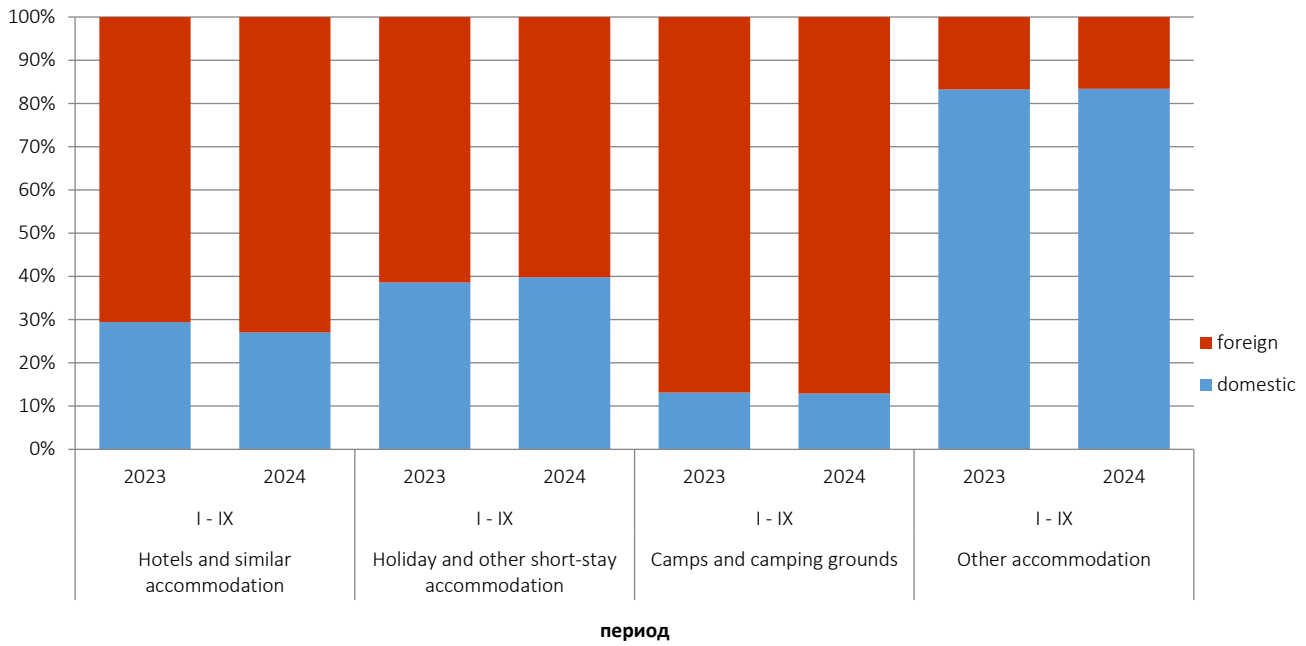


Table 2: Tourist arrivals and overnight stays according to KD BiH¹⁾

	ARRIVALS			OVERNIGHT STAYS			I - IX 2024
	I-IX 2023*	I - IX 2024	Indicies $\frac{I - IX 2024}{I - IX 2023}$	I-IX 2023*	I - IX 2024	Indicies $\frac{I - IX 2024}{I - IX 2023}$	The structure of overnights in %
TOTAL	1,371,170	1,513,756	110,4	2,939,766	3,172,716	107,9	100,0
Hotels and similar accommodation	1,313,178	1,452,028	110,6	2,765,585	2,980,963	107,8	94,0
Resorts and similar facilities for short breaks	36,474	37,173	101,9	90,691	96,647	106,6	3,0
Campsites and camping areas	15,107	17,415	115,3	27,495	30,875	112,3	1,0
Other accommodation	6,411	7,140	111,4	55,995	64,231	114,7	2,0
Domestic tourists	413,211	416,282	100,7	898,980	902,957	100,4	28,5
Hotels and similar accommodation	389,716	392,531	100,7	813,699	806,975	99,2	25,4
Resorts and similar facilities for short breaks	16,221	15,538	95,8	35,046	38,437	109,7	1,2
Campsites and camping areas	2,262	2,590	114,5	3,604	3,986	110,6	0,1
Other accommodation	5,012	5,623	112,2	46,631	53,559	114,9	1,7
Foreign tourists	957,959	1,097,474	114,6	2,040,786	2,269,759	111,2	71,5
Hotels and similar accommodation	923,462	1,059,497	114,7	1,951,886	2,173,988	111,4	68,5
Resorts and similar facilities for short breaks	20,253	21,635	106,8	55,645	58,210	104,6	1,8
Campsites and camping areas	12,845	14,825	115,4	23,891	26,889	112,5	0,8
Other accommodation	1,399	1,517	108,4	9,364	10,672	114,0	0,3

¹⁾Classification of activities of Bosnia and Herzegovina (BiH) 2010

* final data

Table 3: Arrivals and overnight stays of foreign tourists by country of residence

	ARRIVALS			OVERNIGHT STAYS			I - IX 2024	
	I - IX 2023*	I - IX 2024	Indicies I - IX 2024 I - IX 2023	I - IX 2023*	I - IX 2024	Indicies I - IX 2024 I - IX 2023	The structure of overnights in %	The average number of overnights per check-in
TOTAL	957,959	1,097,474	114.6	2,040,786	2,269,759	111.2	100.0	2.1
Albania	2,678	2,468	92.2	7,940	5,585	70.3	0.2	2.3
Austria	28,337	28,377	100.1	56,246	53,475	95.1	2.4	1.9
Belgium	6,310	6,146	97.4	14,005	14,004	100.0	0.6	2.3
Bulgaria	5,566	7,642	137.3	10,325	16,242	157.3	0.7	2.1
Montenegro	22,538	22,745	100.9	51,053	53,187	104.2	2.3	2.3
Czech Republic	7,493	7,259	96.9	13,697	13,511	98.6	0.6	1.9
Denmark	4,505	3,952	87.7	12,056	10,454	86.7	0.5	2.6
Estonia	580	487	84.0	1,244	1,114	89.5	0.0	2.3
Finland	1,459	1,586	108.7	2,817	3,133	111.2	0.1	2.0
France	16,574	16,483	99.5	48,898	53,175	108.7	2.3	3.2
Greece	6,029	6,021	99.9	12,694	14,374	113.2	0.6	2.4
Netherlands	16,633	17,001	102.2	40,470	41,122	101.6	1.8	2.4
Croatia	124,470	126,310	101.5	275,266	284,878	103.5	12.6	2.3
Ireland	2,630	3,738	142.1	8,309	12,325	148.3	0.5	3.3
Iceland	317	248	78.2	840	575	68.5	0.0	2.3
Italy	23,890	27,976	117.1	51,131	64,454	126.1	2.8	2.3
Cyprus	789	1,291	163.6	1,366	1,817	133.0	0.1	1.4
Latvia	786	592	75.3	2,442	2,188	89.6	0.1	3.7
Lithuania	1,058	1,078	101.9	1,565	2,946	188.2	0.1	2.7
Luxembourg	886	839	94.7	1,869	2,037	109.0	0.1	2.4
Hungary	14,585	15,326	105.1	28,456	28,856	101.4	1.3	1.9
Malta	952	1,816	190.8	2,117	3,793	179.2	0.2	2.1
Norway	3,953	3,565	90.2	8,554	8,098	94.7	0.4	2.3
Germany	46,341	44,471	96.0	99,238	95,957	96.7	4.2	2.2
Poland	22,416	29,737	132.7	55,424	68,564	123.7	3.0	2.3
Portugal	2,094	3,161	151.0	5,009	5,414	108.1	0.2	1.7
Romania	4,920	6,457	131.2	8,785	16,595	188.9	0.7	2.6
Russia	7,885	7,602	96.4	14,733	15,265	103.6	0.7	2.0
Northern Macedonia	9,740	10,204	104.8	20,425	19,279	94.4	0.8	1.9
Slovak Republic	4,865	6,185	127.1	9,771	13,266	135.8	0.6	2.1
Slovenia	57,005	56,360	98.9	124,768	121,301	97.2	5.3	2.2

(continued on next page)

	ARRIVALS			OVERNIGHT STAYS			I - IX 2024	
	I - IX 2023*	I - IX 2024	Indicies <u>I - IX 2024</u> I - IX 2023	I - IX 2023*	I - IX 2024	Indicies <u>I - IX 2024</u> I - IX 2023	The structure of overnights in %	The average number of overnights per check- in
Serbia	117,068	121,563	103.8	249,458	262,143	105.1	11.5	2.2
Spain	9,334	11,931	127.8	20,195	23,788	117.8	1.0	2.0
Switzerland (including Liechtenstein)	11,930	11,354	95.2	24,039	23,535	97.9	1.0	2.1
Sweden	10,339	8,646	83.6	23,731	20,213	85.2	0.9	2.3
Turkey	114,374	171,556	150.0	156,549	221,966	141.8	9.8	1.3
United Kingdom	11,144	17,008	152.6	28,937	44,430	153.5	2.0	2.6
Ukraine	1,993	2,509	125.9	4,543	7,751	170.6	0.3	3.1
Other European countries	2,817	3,093	109.8	6,942	9,253	133.3	0.4	3.0
Egypt	693	758	109.4	2,110	2,662	126.2	0.1	3.5
South Africa	359	447	124.5	711	1,212	170.5	0.1	2.7
Other African countries	1,787	1,528	85.5	4,507	4,950	109.8	0.2	3.2
Canada	4,985	5,957	119.5	11,216	12,834	114.4	0.6	2.2
USA	29,508	32,607	110.5	68,063	76,280	112.1	3.4	2.3
Other North American Countries	791	2,434	307.7	1,591	5,373	337.7	0.2	2.2
Brasil	2,951	4,520	153.2	5,231	7,639	146.0	0.3	1.7
Other South and Central American Countries	5,610	5,893	105.0	9,906	11,384	114.9	0.5	1.9
Bahrain	3,923	1,082	27.6	11,216	2,738	24.4	0.1	2.5
India	2,427	2,649	109.1	4,962	5,110	103.0	0.2	1.9
Iran	353	267	75.6	1,082	988	91.3	0.0	3.7
Israel	10,283	10,494	102.1	24,784	27,882	112.5	1.2	2.7
Japan	1,427	2,054	143.9	2,570	3,083	120.0	0.1	1.5
South Korea	10,563	7,423	70.3	13,939	9,944	71.3	0.4	1.3
Qatar	3,762	2,795	74.3	12,278	9,212	75.0	0.4	3.3
China	19,413	52,446	270.2	28,077	66,852	238.1	2.9	1.3
Kuwait	13,599	14,017	103.1	51,505	49,055	95.2	2.2	3.5
Malaysia	7,552	5,723	75.8	9,781	7,533	77.0	0.3	1.3
Oman	14,168	1,002	7.1	34,034	2,400	7.1	0.1	2.4
Saudi Arabia	50,449	90,121	178.6	120,910	209,360	173.2	9.2	2.3
United Arab Emirates	22,935	14,739	64.3	68,439	44,639	65.2	2.0	3.0
Other Asian countries	14,149	14,223	100.5	28,459	27,325	96.0	1.2	1.9
Australia	7,622	7,929	104.0	16,864	18,026	106.9	0.8	2.3
Mainland New Zealand	768	990	128.9	1,673	2,338	139.7	0.1	2.4
Other Oceania Countries	599	593	99.0	971	877	90.3	0.0	1.5

*final data

METHODOLOGICAL EXPLANATIONS

The purpose of the statistical survey

The purpose of the statistical survey is to monitor the tourist activity realised in commercial accommodation establishments and to provide internationally comparable BiH's tourism statistics in accordance with current EU Regulations for the tourism statistics.

Observation units

Observation units are all business entities /legal units which are, by the main activity, registered in accommodation activity (division 55 - KD BiH 2010), persons as well as households that rent accommodation establishments to tourists. For the purpose of the survey, Classification of Activities in Bosnia and Herzegovina - KD BiH 2010 was used, and it is fully compliant with the European Classification of Economic Activities - NACE Rev. 2.

Coverage

Reporting units are all business entities (enterprises, craftsmen, cooperatives, institutions, associations etc.) and their constituent units that are registered according to KD BiH 2010 under section : 55.1 (hotels and similar accommodation), 55.2 (holiday and other short - stay accommodation), 55.3 (camps and camping grounds), 55.9 (other uncategorised accommodation), health care institutions in which person themselves bear the fee for medical rehabilitation or their stay: business entities that deal with the mediation of accommodation of guests in: households, houses, camps, apartments and rooms which are directly rented by private persons/households. Survey covers the entire territory of Bosnia and Herzegovina.

Source and methods of data collection

Data on tourists turnover (number of tourist arrivals and tourist nights) are collected from regular monthly report (TU-11 form). Reports are usually made based on reception records in guest books, entities and their parts engaged in organising and arranging of tourists.

Definitions

Tourism means the activity of visitors taking a trip to a main destination outside their usual environment for less than a year, for leisure, business or other personal purpose other than to be employed by a resident entity in the place visited.

Tourist is every person who, outside his place of permanent residence, spends one night in a hotel or some other accommodation facility for reasons of rest, recreation, health, study, sport, religion, family, business, public tasks or meeting.

Residence is a place where a person came with the intention of permanent stay.

Domestic tourist is a person with permanent residence in the BiH who spends at least one night in a hotel or same other accommodation establishment outside their place or residence.

Foreign tourist is every person with permanent residence outside in BiH who temporarily resides in BiH and who spends at least one night in a hotel or same other accommodation establishment.

Symbols

- no occurrence

0,0 value not zero but less than 0,05

1) Indices greater than 999

Published by the Agency for Statistics of Bosnia and Herzegovina, 71000 Sarajevo, Zelenih beretki 26

Phone: +387 (33) 911 911 | Fax: +387 (33) 220 622
Email: bhas@bhas.gov.ba | Website: www.bhas.gov.ba

Responsible persons:

Velimir Jukić, Assistant Director for Business Statistics

Vesna Čužić, Director

Press release prepared by: Azra Bander Demirović and Mirza Agić



Please consider the environment before printing this document.