



FIRST RELEASE



You are required to specify a data source when allowed in your product or application.

YEAR XVIII

SARAJEVO, 06/12/2024

NUMBER 9

BUSINESS STATISTICS

Tourism, cumulative

Period, January – October 2024

In the period January – October 2024, tourists recorded 1,696,161 visits, which is 10.3% more compared to the same period in 2023. Domestic tourists made slightly fewer visits compared to the same period in 2023, while foreign tourists recorded 14.8% more visits than in the same period of the previous year.

In the period January – October 2024, tourists recorded 3,525,717 overnight stays, which is 7.9% more compared to the same period in 2023. Domestic tourists recorded slightly more overnight stays compared to the same period in 2023, while the number of overnight stays by foreign tourists was 11.3% higher than in the same period of the previous year. Of the total number of overnight stays, domestic tourists accounted for 28.5%, while foreign tourists accounted for 71.5%.

In the structure of overnight stays by foreign tourists, the highest number of stays was recorded by tourists from Croatia (12.6%), Serbia (11.5%), Turkey (9.8%), Saudi Arabia (8.4%), Slovenia (5.7%), Germany (4.3%), the USA (3.5%), China (3.3%), and Italy and Poland with 2.9% each, representing 64.9% of the total number of overnight stays. Tourists from other countries accounted for 35.1% of overnight stays.

By type of accommodation, the largest number of overnight stays was recorded in the category of Hotels and similar accommodation, with a share of 94.1%.

Graph 1: Tourist nights for the period January - October of 2023 and 2024.

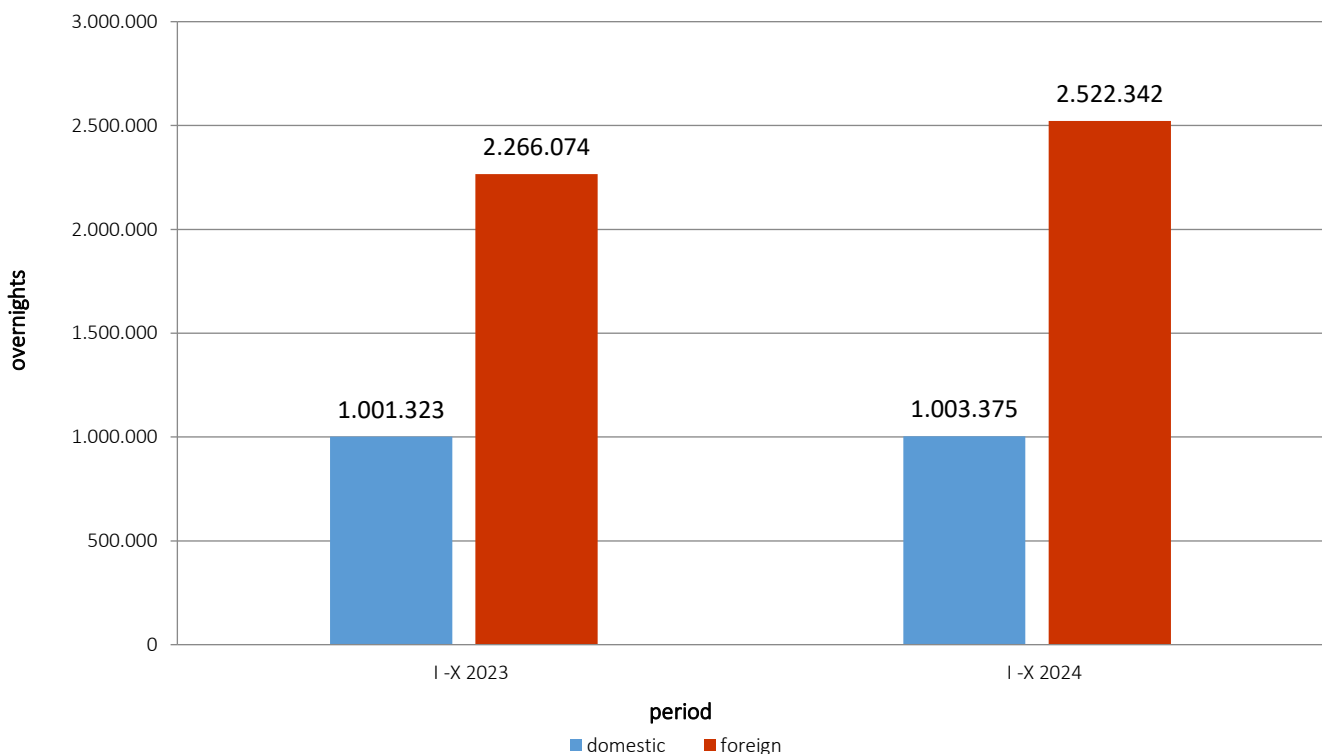
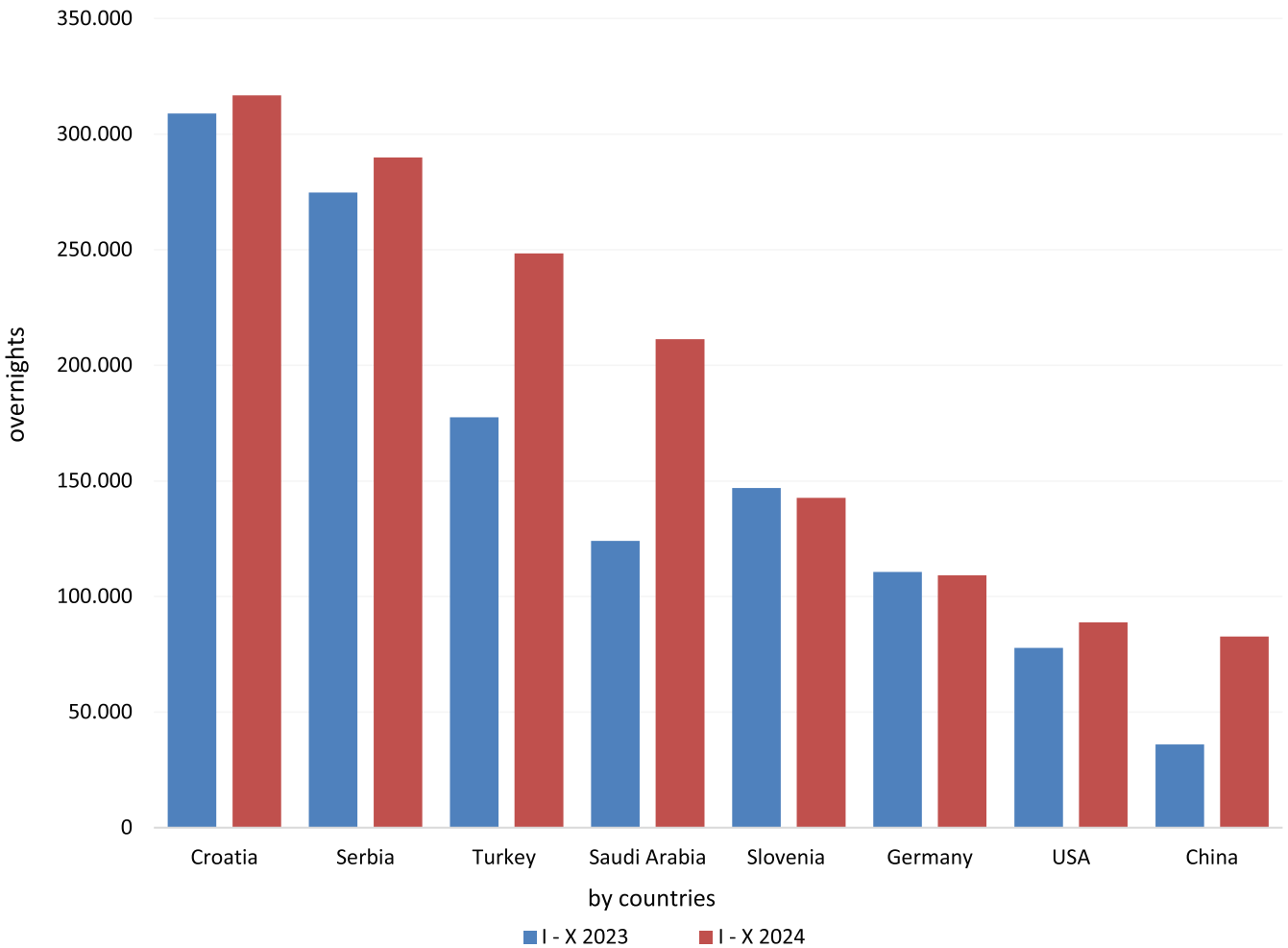


Table 1: Tourist arrivals and overnight stays

	ARRIVALS			OVERNIGHT STAYS			I - X 2024	
	I - X 2023*	I - X 2024	Indicies $\frac{I - X 2024}{I - X 2023}$	I - X 2023*	I - X 2024	Indicies $\frac{I - X 2024}{I - X 2023}$	The structure of overnights in %	The average number of overnights per check-in
Total	1.537.585	1.696.161	110,3	3.267.397	3.525.717	107,9	100,0	2,1
Domestic tourists	463.815	463.754	100,0	1.001.323	1.003.375	100,2	28,5	2,2
Foreign tourists	1.073.770	1.232.407	114,8	2.266.074	2.522.342	111,3	71,5	2,0

*) final data

Graph 2: Overnight stays of foreign tourists by country of residence for the period January - October of 2023 and 2024.



By the average length of stay of foreign tourists in our country, tourists from Iran rank first with an average of 3.6 nights, followed by those from Egypt and Kuwait with 3.5 nights each, Ireland with 3.4 nights, and Qatar with 3.3 nights on average.

Graph 3: The structure of overnight stays by tourists according to KD BiH¹⁾ in the period January - October 2023 and 2024

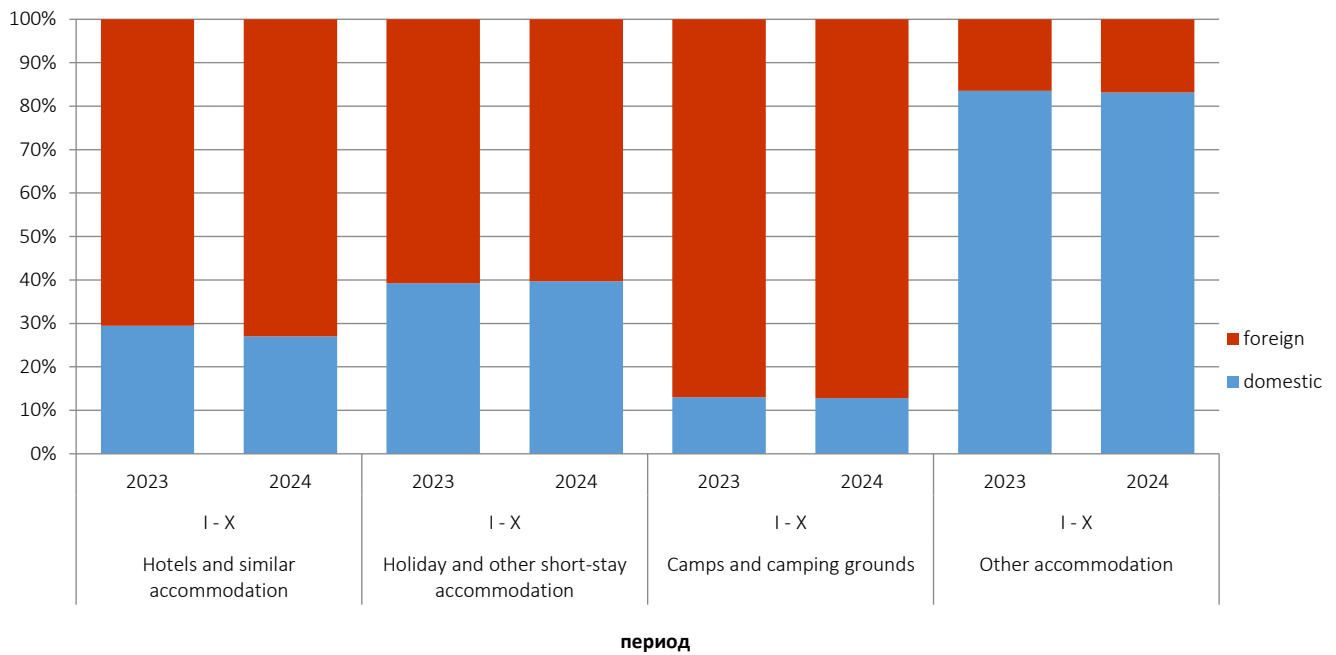


Table 2: Tourist arrivals and overnight stays according to KD BiH¹⁾

	ARRIVALS			OVERNIGHT STAYS			I - X 2024
	I - X 2023*	I - X 2024	Indicies $\frac{I - X 2024}{I - X 2023}$	I - X 2023*	I - X 2024	Indicies $\frac{I - X 2024}{I - X 2023}$	The structure of overnights in %
TOTAL	1.537.585	1.696.161	110,3	3.267.397	3.525.717	107,9	100,0
Hotels and similar accommodation	1.474.533	1.630.038	110,5	3.078.082	3.317.549	107,8	94,1
Resorts and similar facilities for short breaks	40.350	40.216	99,7	98.725	104.217	105,6	3,0
Campsites and camping areas	15.567	17.827	114,5	28.147	31.514	112,0	0,9
Other accommodation	7.135	8.080	113,2	62.443	72.437	116,0	2,1
Domestic tourists	463.815	463.754	100,0	1.001.323	1.003.375	100,2	28,5
Hotels and similar accommodation	437.522	437.922	100,1	906.749	897.700	99,0	25,5
Resorts and similar facilities for short breaks	18.390	16.855	91,7	38.740	41.385	106,8	1,2
Campsites and camping areas	2.293	2.640	115,1	3.658	4.047	110,6	0,1
Other accommodation	5.610	6.337	113,0	52.176	60.243	115,5	1,7
Foreign tourists	1.073.770	1.232.407	114,8	2.266.074	2.522.342	111,3	71,5
Hotels and similar accommodation	1.037.011	1.192.116	115,0	2.171.333	2.419.849	111,4	68,6
Resorts and similar facilities for short breaks	21.960	23.361	106,4	59.985	62.832	104,7	1,8
Campsites and camping areas	13.274	15.187	114,4	24.489	27.467	112,2	0,8
Other accommodation	1.525	1.743	114,3	10.267	12.194	118,8	0,3

¹⁾Classification of activities of Bosnia and Herzegovina (BiH) 2010

* final data

Table 3: Arrivals and overnight stays of foreign tourists by country of residence

	ARRIVALS			OVERNIGHT STAYS			I - X 2024	
	I - X 2023*	I - X 2024	Indicies <u>I - X 2024</u> I - X 2023	I - X 2023*	I - X 2024	Indicies <u>I - X 2024</u> I - X 2023	The structure of overnights in %	The average number of overnights per check-in
TOTAL	1.073.770	1.232.407	114,8	2.266.074	2.522.342	111,3	100,0	2,0
Albania	3.110	2.944	94,7	9.213	6.547	71,1	0,3	2,2
Austria	31.841	32.012	100,5	62.900	59.861	95,2	2,4	1,9
Belgium	6.651	6.557	98,6	15.053	15.191	100,9	0,6	2,3
Bulgaria	6.224	8.666	139,2	11.532	18.247	158,2	0,7	2,1
Montenegro	24.987	24.861	99,5	55.973	57.581	102,9	2,3	2,3
Czech Republic	8.001	7.911	98,9	14.834	15.093	101,7	0,6	1,9
Denmark	5.039	4.472	88,7	13.479	11.856	88,0	0,5	2,7
Estonia	643	556	86,5	1.376	1.225	89,0	0,0	2,2
Finland	1.626	1.734	106,6	3.172	3.418	107,8	0,1	2,0
France	18.305	18.415	100,6	54.026	59.443	110,0	2,4	3,2
Greece	6.356	6.816	107,2	13.174	15.840	120,2	0,6	2,3
Netherlands	18.002	18.684	103,8	43.676	45.090	103,2	1,8	2,4
Croatia	140.098	141.414	100,9	308.957	316.808	102,5	12,6	2,2
Ireland	3.035	4.354	143,5	9.687	14.615	150,9	0,6	3,4
Iceland	345	266	77,1	885	597	67,5	0,0	2,2
Italy	26.173	31.307	119,6	56.436	72.315	128,1	2,9	2,3
Cyprus	809	1.354	167,4	1.407	1.974	140,3	0,1	1,5
Latvia	961	746	77,6	2.665	2.418	90,7	0,1	3,2
Lithuania	1.106	1.202	108,7	1.719	3.188	185,5	0,1	2,7
Luxembourg	969	1.319	136,1	2.093	3.131	149,6	0,1	2,4
Hungary	16.903	18.095	107,1	32.808	33.902	103,3	1,3	1,9
Malta	968	1.848	190,9	2.153	3.846	178,6	0,2	2,1
Norway	4.250	3.943	92,8	9.111	8.948	98,2	0,4	2,3
Germany	51.800	50.976	98,4	110.632	109.150	98,7	4,3	2,1
Poland	23.757	31.600	133,0	58.782	72.150	122,7	2,9	2,3
Portugal	2.404	3.446	143,3	5.663	6.025	106,4	0,2	1,7
Romania	5.552	7.175	129,2	10.318	17.976	174,2	0,7	2,5
Russia	8.558	8.390	98,0	16.118	16.634	103,2	0,7	2,0
Northern Macedonia	11.781	12.227	103,8	23.995	22.958	95,7	0,9	1,9
Slovak Republic	5.276	6.656	126,2	10.751	14.273	132,8	0,6	2,1
Slovenia	67.523	66.991	99,2	146.872	142.613	97,1	5,7	2,1

(continued on next page)

	ARRIVALS			OVERNIGHT STAYS			I - X 2024	
	I - X 2023*	I - X 2024	Indicies <u>I - X 2024</u> I - X 2023	I - X 2023*	I - X 2024	Indicies <u>I - X 2024</u> I - X 2023	The structure of overnights in %	The average number of overnights per check- in
Serbia	130.442	136.995	105,0	274.797	289.942	105,5	11,5	2,1
Spain	10.382	13.275	127,9	22.630	27.184	120,1	1,1	2,0
Switzerland (including Liechtenstein)	13.170	12.689	96,3	26.854	26.430	98,4	1,0	2,1
Sweden	11.083	9.428	85,1	25.299	22.048	87,1	0,9	2,3
Turkey	129.088	190.536	147,6	177.504	248.392	139,9	9,8	1,3
United Kingdom	12.680	19.247	151,8	32.804	50.383	153,6	2,0	2,6
Ukraine	2.187	2.681	122,6	4.960	8.244	166,2	0,3	3,1
Other European countries	3.224	3.357	104,1	7.882	9.966	126,4	0,4	3,0
Egypt	753	847	112,5	2.355	2.963	125,8	0,1	3,5
South Africa	412	526	127,7	800	1.432	179,0	0,1	2,7
Other African countries	2.074	1.811	87,3	5.061	5.881	116,2	0,2	3,2
Canada	5.580	6.773	121,4	12.473	14.558	116,7	0,6	2,1
USA	33.725	38.055	112,8	77.705	88.853	114,3	3,5	2,3
Other North American Countries	959	2.847	296,9	1.898	6.101	321,4	0,2	2,1
Brasil	3.483	5.179	148,7	6.559	9.002	137,2	0,4	1,7
Other South and Central American Countries	6.477	7.319	113,0	11.656	13.872	119,0	0,5	1,9
Bahrain	3.993	1.143	28,6	11.366	2.892	25,4	0,1	2,5
India	2.915	2.931	100,5	5.847	5.636	96,4	0,2	1,9
Iran	382	279	73,0	1.150	1.015	88,3	0,0	3,6
Israel	10.788	10.863	100,7	25.962	28.672	110,4	1,1	2,6
Japan	1.627	2.331	143,3	2.892	3.480	120,3	0,1	1,5
South Korea	12.210	8.976	73,5	16.083	12.048	74,9	0,5	1,3
Qatar	3.873	2.910	75,1	12.624	9.688	76,7	0,4	3,3
China	25.957	65.793	253,5	35.970	82.654	229,8	3,3	1,3
Kuwait	13.956	14.486	103,8	52.680	50.574	96,0	2,0	3,5
Malaysia	10.143	7.867	77,6	12.803	10.336	80,7	0,4	1,3
Oman	15.128	1.062	7,0	36.173	2.565	7,1	0,1	2,4
Saudi Arabia	51.806	90.947	175,6	124.027	211.322	170,4	8,4	2,3
United Arab Emirates	24.340	15.413	63,3	72.686	46.788	64,4	1,9	3,0
Other Asian countries	18.031	18.214	101,0	33.692	32.935	97,8	1,3	1,8
Australia	8.269	8.854	107,1	18.307	19.873	108,6	0,8	2,2
Mainland New Zealand	854	1.102	129,0	1.916	2.636	137,6	0,1	2,4
Other Oceania Countries	726	734	101,1	1.199	1.064	88,7	0,0	1,4

*final data

METHODOLOGICAL EXPLANATIONS

The purpose of the statistical survey

The purpose of the statistical survey is to monitor the tourist activity realised in commercial accommodation establishments and to provide internationally comparable BiH's tourism statistics in accordance with current EU Regulations for the tourism statistics.

Observation units

Observation units are all business entities /legal units which are, by the main activity, registered in accommodation activity (division 55 - KD BiH 2010), persons as well as households that rent accommodation establishments to tourists. For the purpose of the survey, Classification of Activities in Bosnia and Herzegovina - KD BiH 2010 was used, and it is fully compliant with the European Classification of Economic Activities - NACE Rev. 2.

Coverage

Reporting units are all business entities (enterprises, craftsmen, cooperatives, institutions, associations etc.) and their constituent units that are registered according to KD BiH 2010 under section : 55.1 (hotels and similar accommodation), 55.2 (holiday and other short - stay accommodation), 55.3 (camps and camping grounds), 55.9 (other uncategorised accommodation), health care institutions in which person themselves bear the fee for medical rehabilitation or their stay: business entities that deal with the mediation of accommodation of guests in: households, houses, camps, apartments and rooms which are directly rented by private persons/households. Survey covers the entire territory of Bosnia and Herzegovina.

Source and methods of data collection

Data on tourists turnover (number of tourist arrivals and tourist nights) are collected from regular monthly report (TU-11 form). Reports are usually made based on reception records in guest books, entities and their parts engaged in organising and arranging of tourists.

Definitions

Tourism means the activity of visitors taking a trip to a main destination outside their usual environment for less than a year, for leisure, business or other personal purpose other than to be employed by a resident entity in the place visited.

Tourist is every person who, outside his place of permanent residence, spends one night in a hotel or some other accommodation facility for reasons of rest, recreation, health, study, sport, religion, family, business, public tasks or meeting.

Residence is a place where a person came with the intention of permanent stay.

Domestic tourist is a person with permanent residence in the BiH who spends at least one night in a hotel or same other accommodation establishment outside their place or residence.

Foreign tourist is every person with permanent residence outside in BiH who temporarily resides in BiH and who spends at least one night in a hotel or same other accommodation establishment.

Symbols

- no occurrence

0,0 value not zero but less than 0,05

1) Indices greater than 999

Published by the Agency for Statistics of Bosnia and Herzegovina, 71000 Sarajevo, Zelenih beretki 26

Phone: +387 (33) 911 911 | Fax: +387 (33) 220 622
Email: bhas@bhas.gov.ba | Website: www.bhas.gov.ba

Responsible persons:

Velimir Jukić, Assistant Director for Business Statistics

Vesna Čužić, Director

Press release prepared by: Azra Bander Demirović and Mirza Agić



Please consider the environment before printing this document.