



SAOPĆENJE

FIRST RELEASE



Obavezni ste da prilikom dozvoljenih radnji, u svom proizvodu ili aplikaciji navedete izvor podataka.
You are required to specify a data source when allowed in your product or application.

GODINA/YEAR XI

SARAJEVO, 24.04.2025.

BROJ/NUMBER 1

OKOLIŠ

ENVIRONMENT

PREKOGRANIČNI PROMET NEOPASNOG OTPADA CROSS-BORDER TRAFFIC NON-DANGEROUS WASTE

Analiza podataka o ukupnom prekograničnom prometu neopasnog otpada u periodu 2014-2024. godine ukazuje generalno na rast prometa pet grupa otpada (metalni otpad, stakleni otpad, plastični otpad, gumeni otpad i otpad od papira i kartona). Samo za neke vrste otpada zabilježen je umjeren pad.

Ukupna količina izvezenog neopasnog otpada u 2023. godini iznosi 965 381 tone, što je za 15,3% više u odnosu na prethodnu godinu. Podaci o izvezenim količinama neopasnog otpada u 2024. godini pokazuju trend rasta, što je uzrokovano povećanim izvozom nekih grupa otpada.

Posmatrajući pojedinačno grupe otpada, u 2024. godini povećan je izvoz staklenog otpada, otpad od sagorijevanja, metalnog otpada, otpada od papira i kartona i gumenog otpada, dok je tekstilni otpad i plastični otpad zadržao trend postepenog pada.

Ukupna količina uvezenog neopasnog otpada u 2024. godini iznosi 38 298 tona, što je za 29,5% više u odnosu na prethodnu godinu. Analiza podataka o uvozu neopasnog otpada za period 2014-2024. godine ukazuje na trend pada uvezenih količina plastičnog otpada i otpad od papira i kartona dok je gumeni otpad, otpad od sagorijevanja, metalni i tekstilni otpad zadržao trend rasta tokom posmatranog perioda.

Analysis of data on the total cross-border movement of non-hazardous waste in the period 2014-2024 indicates a general increase in the movement of five waste groups (metal waste, glass waste, plastic waste, rubber waste and paper and cardboard waste). Only for some types of waste a moderate decrease was recorded.

The total amount of non-hazardous waste exported in 2023 is 965,381 tons, which is 15.3% more than the previous year. Data on exported quantities of non-hazardous waste in 2024 show a growing trend, which is caused by the increased export of some groups of waste.

Looking at individual waste groups, in 2024, the export of glass waste, incineration waste, metal waste, paper and cardboard waste, and rubber waste increased, while textile waste and plastic waste maintained a gradual downward trend.

The total amount of imported non-hazardous waste in 2024 is 38,298 tons, which is 29.5% more than in the previous year. Analysis of data on imports of non-hazardous waste for the period 2014-2024 indicates a downward trend in imported quantities of plastic waste and paper and cardboard waste, while rubber waste, incineration waste, metal and textile waste maintained an upward trend during the observed period.

1. STATISTIKA VANJSKE TRGOVINE – IZVOZ NEOPASNOG OTPADA

FOREIGN TRADE STATISTICS – EXPORT OF NON-HAZARDOUS WASTE

1.1 IZVOZ METALNOG OTPADA

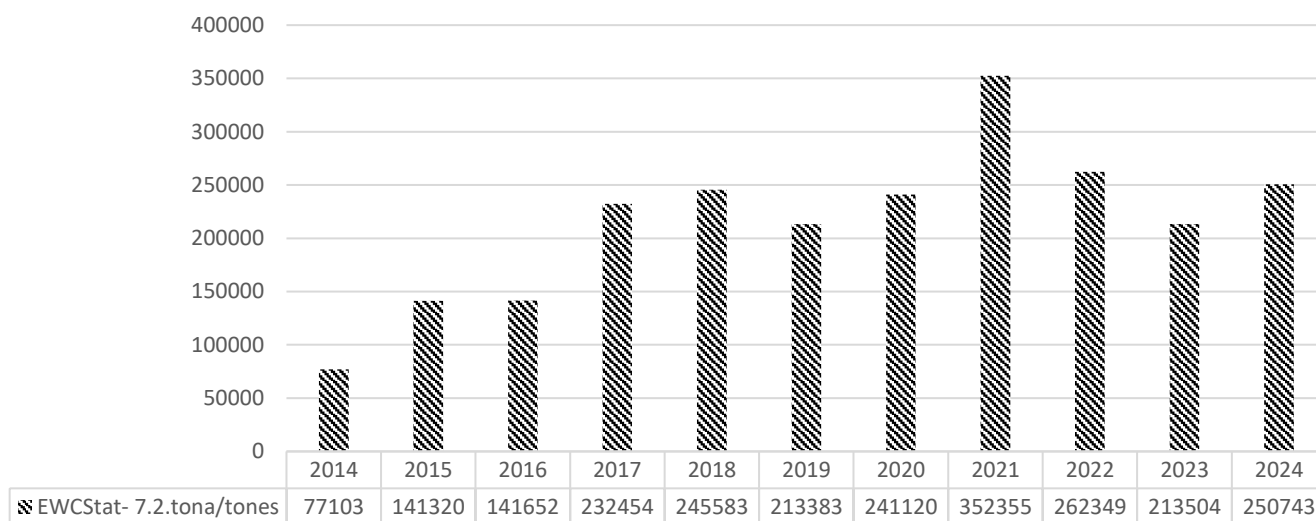
EXPORT OF METAL WASTE

Analiza podataka o izvozu metalnog otpada u periodu 2014 – 2024 ukazuje na rast izvezenih količina otpada. U 2024. godini uočen je rast izvoza. Količina izvezenog otpada je za 17,4% veća u odnosu na 2023. godinu. Tokom 2024. godine od ukupno izvezene količine, 45% metalnog otpada izvezeno je u Hrvatsku.

Analysis of data on the export of metal waste in the period 2014 - 2024 indicates an increase in the amount of waste exported. In 2024, an increase in exports was observed. The amount of exported waste is 17.4% higher than in 2023. During 2024, of the total amount exported, 45% of metal waste was exported to Croatia..

Graf 1. Izvoz metalnog otpada, 2014-2024

Graph 1. Export of metal waste, 2014-2024



1.2 IZVOZ STAKLENOG OTPADA

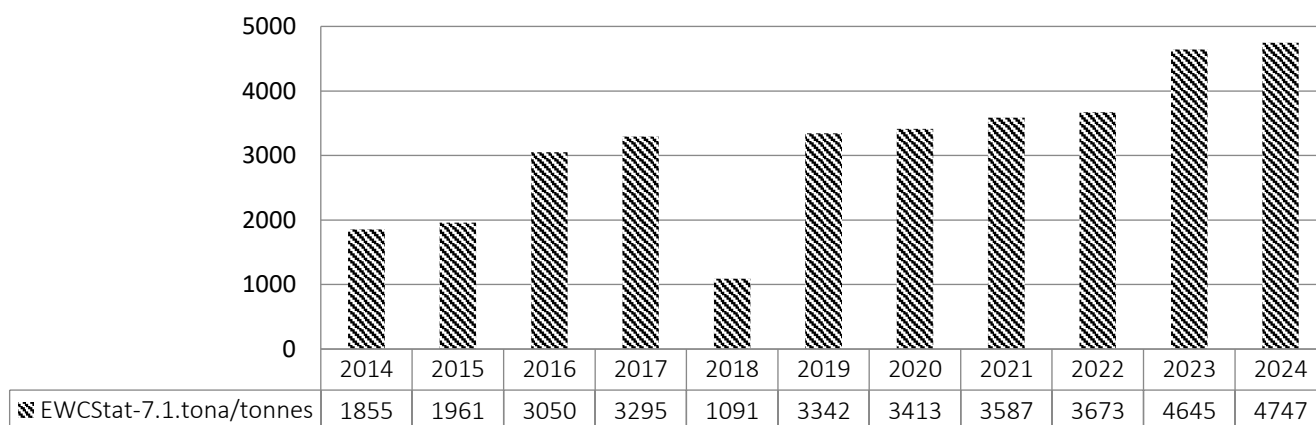
EXPORT OF GLASS WASTE

U 2024. godini uočen je rast izvoza, količina izvezenog staklenog otpada je za 2,1% veća u odnosu na 2023. Tokom 2024. godine najveće količine staklenog otpada izvezene su u Hrvatsku.

In 2024, export growth was observed, the amount of exported glass waste was 2.1% higher than in 2023. During 2024, the largest quantities of glass waste were exported to Croatia.

Graf 2. Izvoz staklenog otpada, 2014-2024

Graph 2. Export of glass waste, 2014-2024



1.3. IZVOZ TEKSTILNOG OTPADA

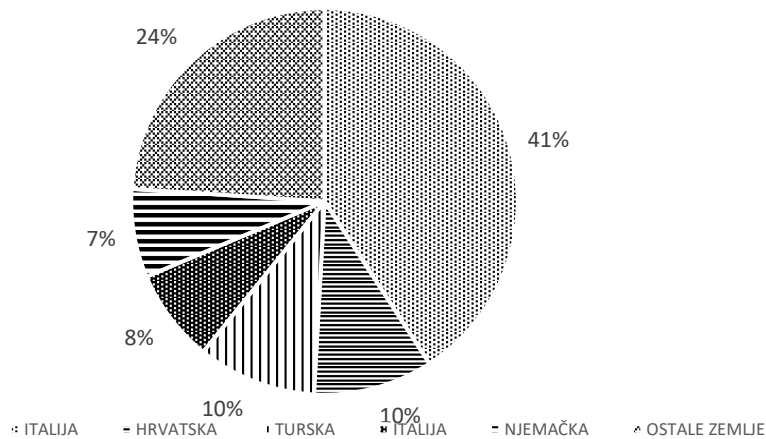
EXPORT OF TEXTILE WASTE

Izvezeni otpad obuhvata materijale kao npr. strugotina i ostali otpad kože, otpaci od svile, otpaci od vune, pamučni otpad, lan i otpad te rabljena odjeća. Tokom 2024. godine najveće količine tekstilnog otpada izvezene su u Italiju.

Exported waste includes materials such as shavings and other leather waste, silk waste, wool waste, cotton waste, linen waste and used clothing. During 2024, the largest quantities of textile waste were exported to Italy.

Graf 3. Izvoz tekstilnog otpada, 2024

Graph 3. Export textile waste, 2024



1.4 IZVOZ OTPADNOG PAPIRA I KARTONA

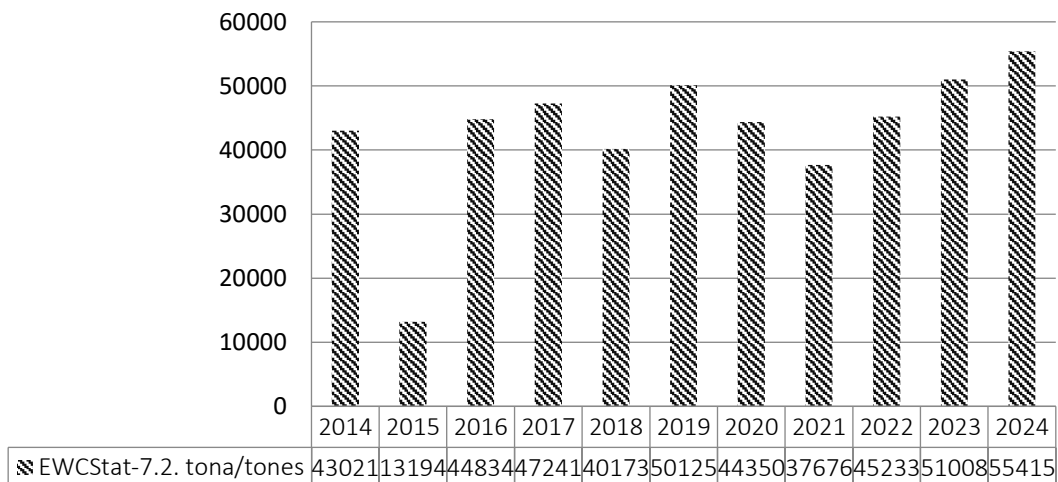
EXPORT OF WASTE PAPER AND CARDBOARD

Analiza podataka o izvozu otpadnog papira i kartona u periodu 2022-2024. ukazuje na trend rasta. U 2024. godini uočen je rast izvoza, količina izvezenog otpada je za 8,6% veća u odnosu na 2023. godinu. Tokom 2024. godine od ukupno izvezene količine otpadnog papira i kartona, 44,3% otpadnog papira i kartona izvezene su u Republiku Srbiju.

Analysis of data on the export of waste paper and cardboard in the period 2022-2024 indicates a growth trend. In 2024, an increase in exports was observed, the amount of exported waste was 8.6% higher than in 2023. During 2024, of the total amount of exported waste paper and cardboard, 44.3% of waste paper and cardboard was exported to the Republic of Serbia.

Graf 4. Izvoz otpadnog papira i kartona, 2014-2024

Graph 4. Export of waste paper and cardboard, 2014-2024



1.5 IZVOZ PLASTIČNOG OTPADA

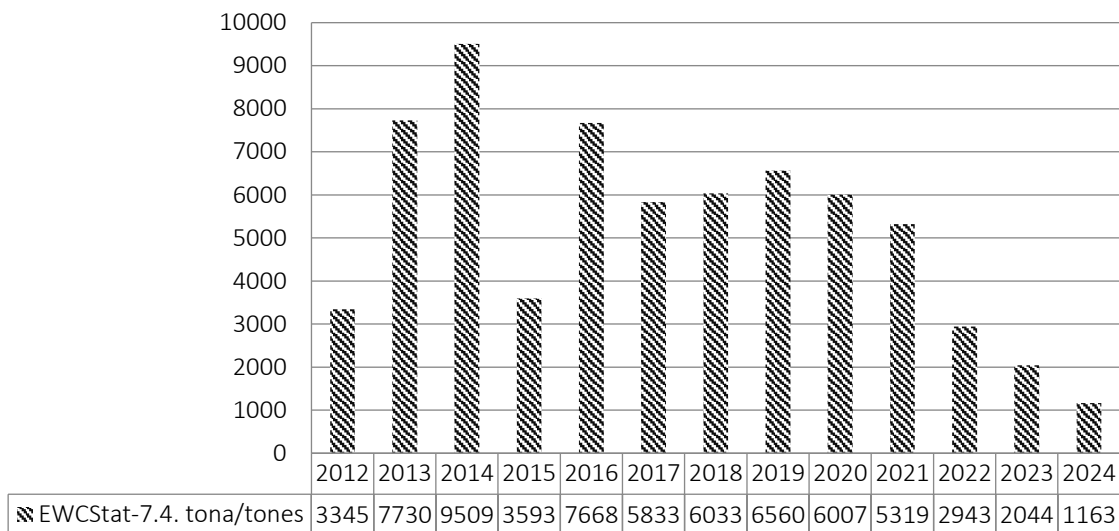
EXPORT OF PLASTIC WASTE

Analiza podataka o izvozu plastičnog otpada u periodu 2012-2024. generalno ukazuje na promjenjiv trend izvezenih količina. U 2024. godini uočen je pad izvoza, količina izvezenog plastičnog otpada je za 43,1% manja u odnosu na 2023. godinu. Tokom 2024. godine, od ukupno izvezene količine plastičnog otpada 23,3% plastičnog otpada izvezeno je u Rumuniju.

Analysis of data on plastic waste exports in the period 2012-2024 generally indicates a changing trend in exported quantities. In 2024, a decline in exports was observed, the amount of exported plastic waste was 43.1% lower than in 2023. During 2024, of the total amount of exported plastic waste, 23.3% of plastic waste was exported to Romania.

Graf 5. Izvoz plastičnog otpada, 2014-2024

Graph 5. Export of plastic waste, 2014-2024



1.6 IZVOZ NEOPASNE ŠLJAKE I PEPELA

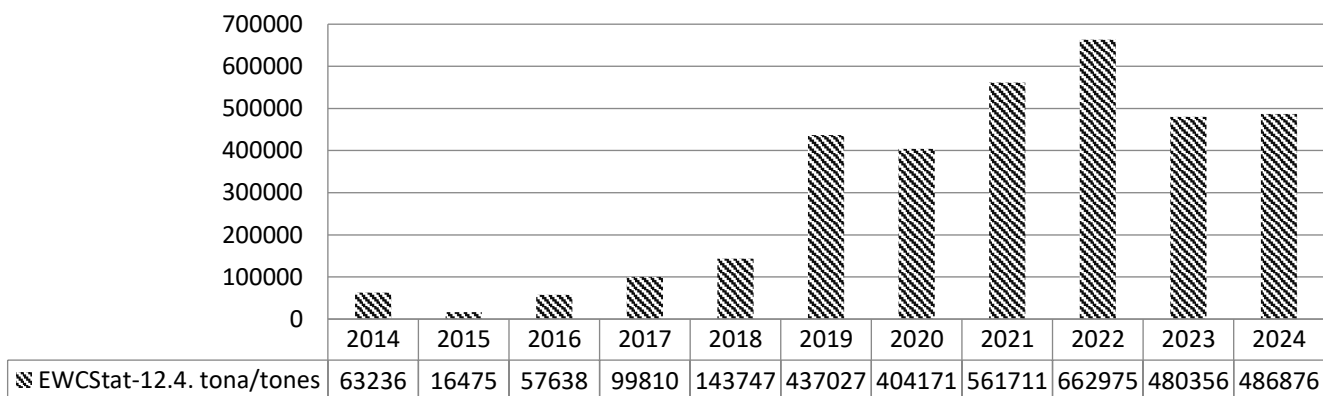
EXPORT OF WASTE SLUDGE AND ASH

Analiza podataka o izvozu neopasne šljake i pepela iz toplinskih procesa u periodu 2019-2024. ukazuje na promjenjiv trend izvezenih količina. Godina 2024. bilježi rast od 1,4% u odnosu na prethodnu godinu. Tokom 2024. godine od ukupno izvezene količine neopasne šljake i pepela, 51,9% neopasne šljake i pepela izvezeno je u Hrvatsku.

Analysis of data on the export of non-hazardous slag and ash from thermal processes in the period 2019-2024 indicates a changing trend in exported quantities. The year 2024 recorded an increase of 1.4% compared to the previous year. During 2024, of the total exported quantity of non-hazardous slag and ash, 51.9% of non-hazardous slag and ash was exported to Croatia.

Graf 6. Izvoz neopasne šljake i pepela, 2014-2024

Graph 6. Export of non-hazardous waste sludge and ash, 2014-2024



1.7 IZVOZ GUMENOG OTPADA

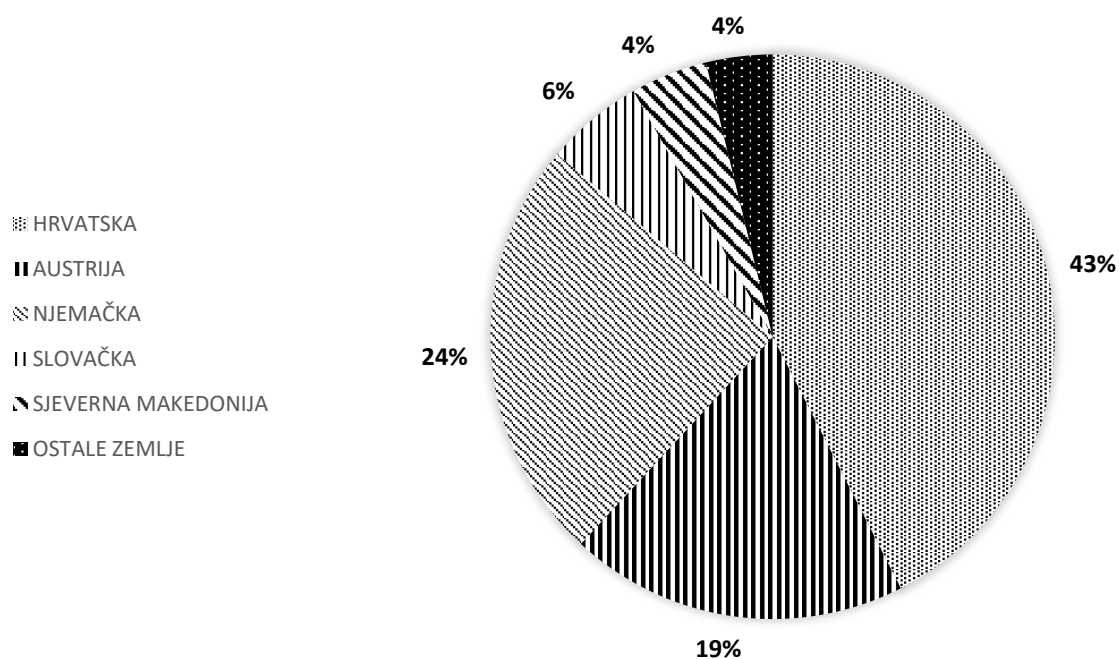
EXPORT OF RUBBER WASTE

U 2024. godini uočen je rast izvoza, količina izvezenog otpada je za 45,1% veća u odnosu na 2023. godinu. U 2024. godini od ukupno izvezene količine gumenog otpada, 42,5% gumenog otpada izvezeno je u Hrvatsku.

In 2024, an increase in exports was observed, the amount of exported waste was 45.1% higher than in 2023. In 2024, of the total amount of exported rubber waste, 42.5% of rubber waste was exported to Croatia.

Graf 7. Države u koje se izvezio gumeni otpad, 2024

Graph 7. Countries to which rubber waste was exported, 2024



2. STATISTIKA VANJSKE TRGOVINE – UVOZ NEOPASNOG OTPADA

FOREIGN TRADE STATISTICS – IMPORT OF NON-HAZARDOUS WASTE

2.1 UVOZ METALNOG OTPADA

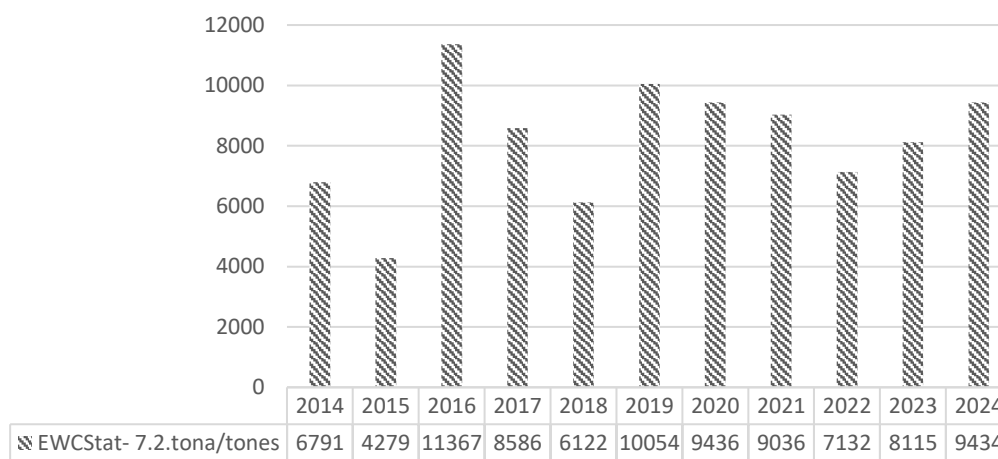
IMPORT OF METAL WASTE

Analiza podataka o uvozu metalnog otpada u periodu 2014-2024. ukazuje na promjenjiv trend rasta uvezenih količina. U 2024. godini uočen je rast uvoza, količina uvezenog metalnog otpada je za 16,2% veća u odnosu na 2023. godinu. Tokom 2024. godine od ukupno uvezene količine metalnog otpada, 25,2% metalnog otpada uvezeno je iz Švicarske.

Analysis of data on the import of metal waste in the period 2014-2024 indicates a variable growth trend in imported quantities. In 2024, an increase in imports was observed, the quantity of imported metal waste was 16.2% higher than in 2023. During 2024, of the total imported quantity of metal waste, 25.2% of metal waste was imported from Switzerland.

Graf 8. Uvoz metalnog otpada, 2014-2024

Graph 8. Import of metal waste, 2014-2024



2.2 UVOZ TEKSTILNOG OTPADA

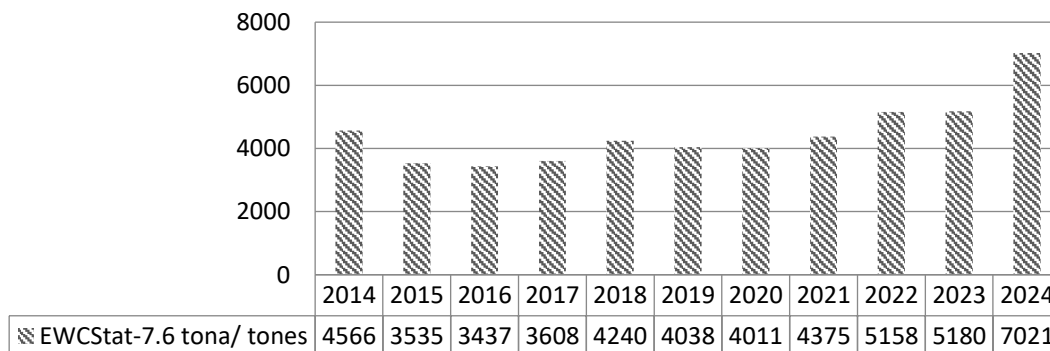
IMPORT OF TEXTILE WASTE

Analiza podataka o uvozu tekstilnog otpada u periodu 2014-2024. ukazuje na promjenjiv trend rasta i pada uvezenih količina ovog otpada. U 2024. godini uočen je rast uvoza, količina uvezenog tekstilnog otpada je za 35,5% veća u odnosu na 2023. godinu. Tokom 2024. godine od ukupno uvezene količine tekstilnog otpada, 38,1% metalnog otpada uvezeno je Njemačke.

Analysis of data on textile waste imports in the period 2014-2024 indicates a changing trend of growth and decline in imported quantities of this waste. In 2024, an increase in imports was observed, the quantity of imported textile waste was 35.5% higher than in 2023. During 2024, of the total imported quantity of textile waste, 38.1% of metal waste was imported from Germany.

Graf 9. Uvoz tekstilnog otpada, 2014-2024

Graph 9. Import of textile waste, 2014-2024



2.3 UVOZ OTPADNOG PAPIRA I KARTONA

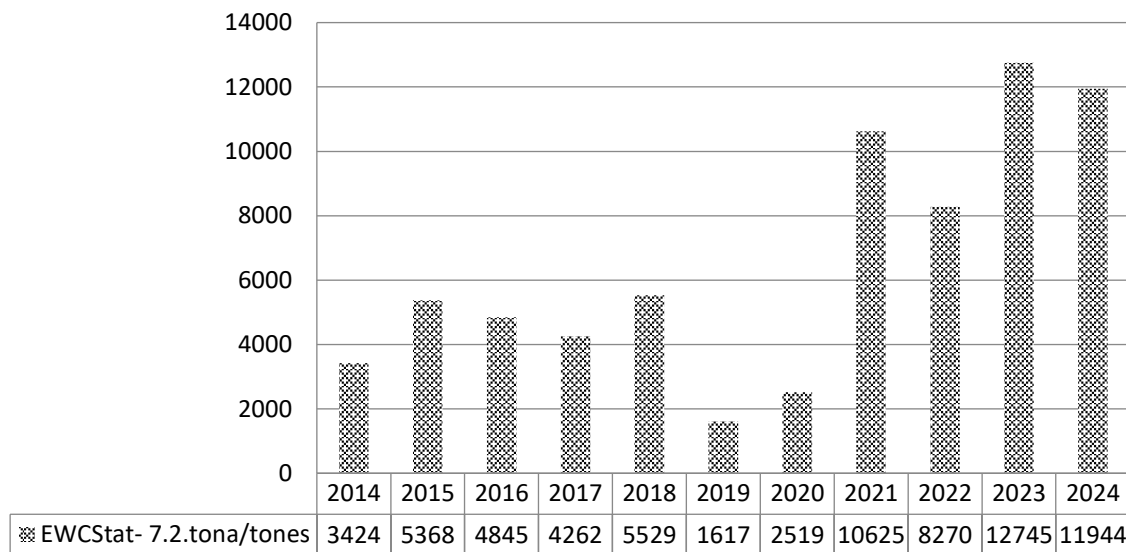
IMPORT OF WASTE PAPER AND CARDBOARD

Analiza podataka o uvozu otpadnog papira i kartona u periodu 2014-2024. ukazuje na promjenjiv trend rasta i pada uvezenih količina tokom posmatranog perioda. U 2024. godini količina uvezenog otpadnog papira i kartona je manja za 6,3 u odnosu na 2023. godinu. Tokom 2024. godine od ukupno uvezene količine otpadnog papira i kartona, 53,2% otpadnog papira i kartona uvezeno je iz Mađarske.

Analysis of data on the import of waste paper and cardboard in the period 2014-2024 indicates a changing trend of growth and decline in imported quantities during the observed period. In 2024, the quantity of imported waste paper and cardboard was 6.3 times lower than in 2023. In 2024, of the total imported quantity of waste paper and cardboard, 53.2% of waste paper and cardboard was imported from Hungary.

Graf 10. Uvoz otpadnog papira i kartona, 2014-2024

Graph 10. Import of waste paper and cardboard, 2014-2024



2.4 UVOZ PLASTIČNOG OTPADA

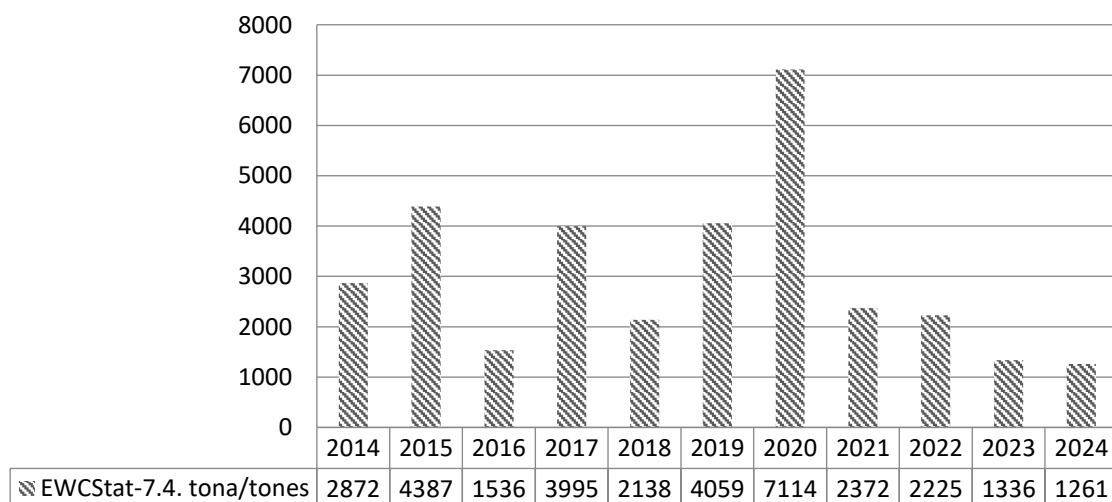
IMPORT OF PLASTIC WASTE

U 2024. godini količina uvezenog plastičnog otpada je za 5,6% manja u odnosu na 2023. godinu. Tokom 2024. godine od ukupno uvezene količine plastičnog otpada, 53,1% plastičnog otpada uvezeno je iz Hrvatske.

In 2024, the amount of imported plastic waste was 5.6% lower than in 2023. During 2024, of the total amount of imported plastic waste, 53.1% of plastic waste was imported from Croatia.

Graf.11. Uvoz plastičnog otpada, 2014-2024

Graph 11 Import of plastic waste, 2014-2024



2.5 UVOZ NEOPASNE ŠLJAKE I PEPELA

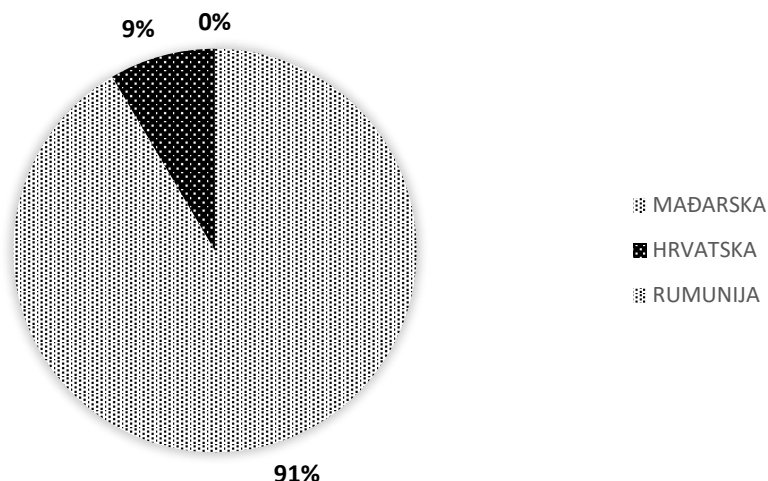
IMPORT OF WASTE SLUDGE AND ASH

Analiza podataka o uvozu neopasne šljake i pepela iz toplinskih procesa u periodu 2014-2024. ukazuje na promjenjiv trend rasta uvezenih količina. Tokom 2024. godine od ukupno uvezene količine neopasne šljake i pepela, 91,4% neopasne šljake i pepela uvezeno je iz Mađarske.

Analysis of data on imports of non-hazardous slag and ash from thermal processes in the period 2014-2024 indicates a variable growth trend in imported quantities. During 2024, of the total imported quantity of non-hazardous slag and ash, 91.4% of non-hazardous slag and ash was imported from Hungary.

Graf 12. Uvoz neopasne šljake i pepela, 2024

Graph 12. Import of non-hazardous waste sludge and ash, 2024



2.6 UVOZ GUMENOG OTPADA

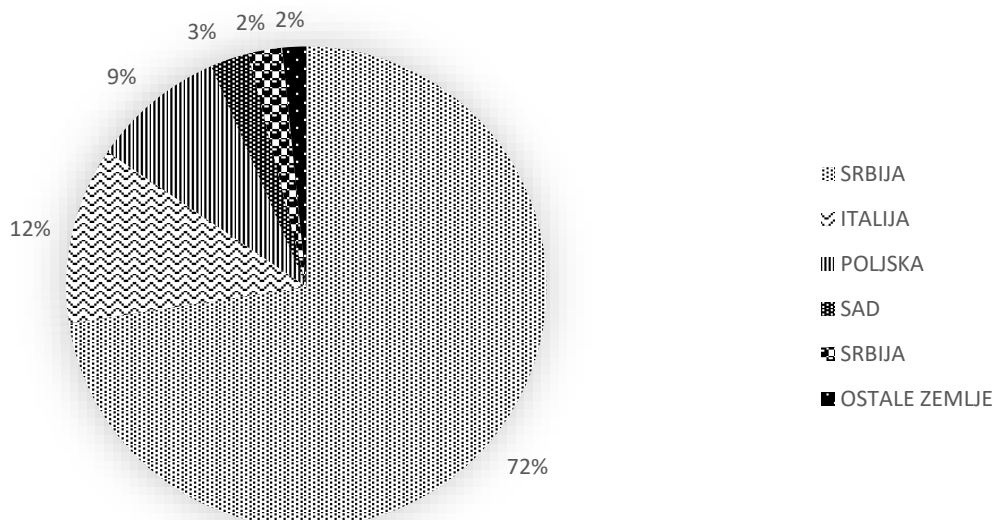
IMPORT OF RUBBER WASTE

U 2024. godini uočen je rast uvoza, količina gumenog otpada. U 2024. godini od ukupno uvezene količine gumenog otpada, 72,5% gumenog otpada uvezeno je iz Srbije.

In 2024, an increase in imports, the amount of rubber waste, was observed. In 2024, of the total imported amount of rubber waste, 72.5% of rubber waste was imported from Serbia.

Graf 13. Države iz kojih se uvezio gumeni otpad, 2024

Graph 13. Countries from which rubber waste was imported, 2024



METODOLOŠKA OBJAŠNJENJA

Zbog nedostatka podataka u Bosni i Hercegovini o uvozu/izvozu neopasnog otpada prema Regulativi 259/93/EEC o prekograničnom prometu otpada, Odsjek za statistiku životne sredine Agencije za statistiku BiH je preduzeo aktivnosti na obradi dostupnih podataka statistike spoljne trgovine.

Razvoj i proizvodnja statistike spoljne trgovine u BiH se odvija kroz statističke institucije. Osnova razvoja je utvrđena evropskim propisima i stoga je statistika spoljne trgovine u velikoj mjeri usklađena sa zemljama EU. Osnovni izvor podataka je Jedinstvena carinska isprava (JCI). Agencija za statistiku BiH dobija potrebne podatke iz Jedinstvenih carinskih isprava od Uprave za indirektno oporezivanje BiH, u skladu sa Protokolom o saradnji potpisanim između ove dvije institucije.

Podaci o izvezenim/uvezenim količinama neopasnog otpada su dobijeni na osnovu obrade baze podataka statistike spoljne trgovine. Baza sadrži podatke koji su relevantni za statistiku o uvozu i izvozu otpada.

Ovi podaci uključuju sljedeće elemente:

- Opis robe
- Količine kojima se trguje u tonama
- Zemlja porijekla i odredište
- Dostupne su i druge informacije kao što je vrijednost robe, ali one nisu relevantne za statistiku uvoza i izvoza otpada u kontekstu Regulative o statistici otpada 2150/2002/EC.

CN - (Kombinovana nomenklatura - Combined Nomenclature) je klasifikacija roba unutar EU za potrebe prikupljanja carina, statističko praćenje spoljne trgovine, te za primjenu posebnih mjera u okviru trgovinske, poljoprivredne, fiskalne i monetarne politike EU. Ona se zasniva na međunarodnoj klasifikaciji harmonizovanog sistema, koju sastavlja Svjetska carinska organizacija, a Europska unija dopunjava se svojim potpodjelama tzv. CN podnaslovima.

Kombinovana nomenklatura se sastoji od oko 10 000 različitih kodova koji opisuju robu. Od tih kodova, oko 250 su kodovi koji se sastoje od ili sadrže otpad, a koji bi mogli biti osnova za prikupljanje statističkih podataka o uvozu i izvozu otpada za različite materijale. Obradom baze podataka statistike spoljne trgovine su ekstraktovani tarifni brojevi (CN kodovi) koji sadrže otpad.

Izbor tih kodova bio je zasnovan na osnovu procjene i identifikacije koju je uradio Njemački zavod za statistiku, kao i dopuna koje je predložila Savezna Agencija zaštite životne sredine UBA (Federal Environment Agency). Svi izabrani kodovi nisu bili pogodni za prikupljanje statističkih podataka o uvozu i izvozu otpada i taj broj je morao biti smanjen zbog toga što:

- Neki kodovi sadrže i otpad i proizvod u istom kodu

NOTES ON METHODOLOGY

Due to lack of information in Bosnia and Herzegovina on import/export of non-hazardous waste according to 259/93/EEC Regulation on the transboundary movement of waste, the Department of Environmental Statistics of Statistics Agency Bosnia and Herzegovina has taken action to process the available data of external trade statistics.

Development and production of external trade statistics in BiH is done through statistical institutions. Basis for the development is defined by European regulations and therefore the statistics of foreign trade is largely in line with EU countries. The main data source is the Unique Customs Declaration (UCD). Agency for Statistics receives the necessary data from the single administrative document of the Indirect Taxation Authority, in accordance with the Protocol on Cooperation signed between the two institutions.

Data on exported/imported quantities of non-hazardous waste were obtained from processing databases of external trade statistics. The database contains information that is relevant to statistics on import and export of waste.

These data include the following elements:

- *Description of goods*
- *The quantities traded in tons*
- *Country of origin and destination*
- *There are also other information such as the value of the goods, but they are not relevant to statistics on imports and exports of waste in the context of Regulation 2150/2002/EC on waste statistics.*

CN - (Combinated Nomenclature) the classification of goods within the EU for the purpose of collecting customs duties, statistical monitoring of foreign trade, and for the implementation of special measures in the commercial, agricultural, fiscal and monetary policy. It is based on the international harmonized system of classification, compiled by the World Customs Organization and the European Union to complement its subclasses so. CN subheadings.

Combined Nomenclature comprises about 10.000 different codes that describe the goods. Of these codes, about 250 codes that consist of or contain waste, which could be the basis for collecting statistical data on imports and exports of waste for different materials. Processing of a database of external trade statistics are extracted tariff numbers (CN codes) containing waste.

The choice of these codes was based on an assessment and identification conducted by German Bureau of Statistics, as well as amendments proposed by the Federal Environment Agency UBA. All selected codes were not suitable for collecting statistical data on imports and exports of waste and this figure has to reduce because:

- *Some codes contain waste and products in the same code*

- Neki kodovi sadrže otpad koji je u potpunosti ili djelomično obuhvaćen izvještavanjem u skladu s Regulativom 259/93/EEC o prekograničnom prometu otpada.

Ovo su neki od zaključaka o prikladnosti korištenja spoljnotrgovinske statistike za potrebe statistike uvoza/ozvoza otpada:

1. Za neke vrste otpada kao što je metalni otpad, papir i karton, staklo i plastični otpad, tekstilni otpad i otpad od sagorijevanja (pepeo i šljaka), gumeni otpad, statistika spoljne trgovine omogućava relevantne podatke o uvozu i izvozu otpada, i ti podaci se mogu koristiti kao dopuna podacima zasnovanim na Regulativi o prekograničnom prometu otpada.
2. Za druge vrste otpada kao što su otpad elektroničke opreme i otpad iz poljoprivredno-prehrambene industrije, vanjskotrgovinska statistika ne pruža dobru osnovu za statistiku o uvozu i izvozu otpada, budući da se podaci o otpadu i proizvodima obično kombinuju u istom kodu Kombinovane nomenklature.
3. Podaci statistike spoljne trgovine imaju češću frekvenciju proizvodnje podataka u odnosu na frekvenciju koja je zahtjevana u Regulativi o statistici otpada, dostupni su na vrijeme i uz poštovanje rokova.
4. Potrebni podaci o uvozu i izvozu otpada se mogu lako izvaditi iz postojeće baze podataka statistike spoljne trgovine, i stoga korištenje tih podataka za potrebe Regulative o statistici otpada uključuje malo, ili je to bez ikakvih dodatnih troškova.
5. Metodologija koja se primjenjuje u Njemačkoj bi se u načelu mogla koristiti od strane svih država članica EU i šire.

CN - Kombinovana nomenklatura i statistička EWC-Stat klasifikacija su uopšteno klasifikacije koje se zasnivaju na glavnom materijalu ili proizvodu. Kombinovana nomenklatura je mnogo detaljnija od EWC-Stat klasifikacije, i iz toga razloga nije previše teško pripisati kodove Kombinovane nomenklature za jednu od kategorija u EWC-Stat klasifikaciji.

Za potrebe izračunavanja statistike o uvozu i izvozu metalnog otpada, predloženi su kodovi koji predstavljaju najbolje procjene koje se mogu povezati sa EWCStat klasifikacijom, na agregiranom nivou šifre 6- neopasni metalni otpad. CN kodovi 79031000 (cink prašina), 79039000 (cink prah), i 81121300 (otpad berilija i ostatci) nisu uključeni jer mogu djelomično biti obuhvaćeni Regulativom o prekograničnom prometu otpada.

Za potrebe izračunavanja statistike o uvozu i izvozu staklenog otpada predloženi su kodovi koji predstavljaju najbolje procjene koje se mogu povezati sa EWCStat klasifikacijom, na agregiranom nivou šifre 7.1 –neopasni stakleni otpad.

- *Some codes may contain waste which is wholly or partly covered by the reporting in accordance with Regulation 259/93/ EEC on transboundary movement of waste.*

These are some of the conclusions about the appropriateness of using the foreign trade statistics for statistics of import/export of waste:

1. *For some types of waste such as scrap metal, paper and cardboard, glass and plastic waste, textile waste and combustion (ash and slag), rubber waste, foreign trade statistics to the relevant data on imports and exports waste and these data can be used as a supplement to the data based on the Regulation on the transboundary movement of waste.*
2. *For other types of waste such as scrap electronic equipment and waste from the agrifood industry, foreign trade statistics do not provide a good basis for statistics on import and exports of waste and products are usually combined in the same code of Combined Nomenclature.*
3. *The data of external trade statistics have higher frequency of production data in relation to the frequency that is required by the Regulation on waste statistics, and they are available on time and respecting deadlines.*
4. *Necessary data on import and export of waste can be easily removed from an existing database of external trade statistics, and therefore use these data for purposes of Regulation on waste statistics involve little or no additional cost.*
5. *The methodology applied in Germany could in principle be used by all EU member states and beyond.*

CN - Combined Nomenclature and EWC-Stat Classification are generally based on the main material or product. The Combined Nomenclature is much more detailed than EWC-Stat Classification, and for this reason is not too difficult to attribute codes to Combined Nomenclature for one of the categories in EWC-Stat classification.

For purposes of calculating the statistics of imports and exports of scrap metal, codes proposed to represent the best estimate that can be linked with EWC- Stat Classification, at the aggregate level Code 6. non-hazardous metal waste. CN codes 79031000 (zinc dust) 79039000 (zinc powder), and 81121300 (beryllium waste and residues) are not included because partially they can be covered by Regulation on the transboundary movement of waste.

For purpose of calculating statistics on import and export of waste glass codes proposed to represent the best estimate that can be linked with EWC-Stat Classification, at the aggregate level Code 7.1- non- hazardous glass waste.

Za potrebe izračunavanja statistike o uvozu i izvozu otpadnog papira i kartona predloženi su kodovi koji predstavljaju najbolje procjene koje se mogu povezati sa EWCStat klasifikacijom, na agregiranom nivou šifre 7.2- otpad papira i kartona.

For purposes of calculating the statistics of imports and exports of waste paper and cardboard codes proposed to represent the best estimate that can be linked with EWC-Stat Classification, at the aggregate level Code 7.2- waste paper and cardboard.

Za potrebe izračunavanja statistike o uvozu i izvozu plastičnog otpada predloženi su kodovi koji predstavljaju najbolje procjene koje se mogu povezati sa EWCStat klasifikacijom, na agregiranom nivou šifre 7.4- plastični otpad.

For purposes of calculating statistics on import and export of plastic waste codes proposed to represent the best estimate that can be linked with EWC-Stat Classification, at the aggregate level Code 7.4 – plastic waste.

Za potrebe izračunavanja statistike o uvozu i izvozu tekstilnog otpada predloženi su kodovi koji predstavljaju najbolje procjene koje se mogu povezati sa EWCStat klasifikacijom, na agregiranom nivou šifre 7.6 -tekstilni otpad.

For purposes of calculating the statistics of imports and exports of textile waste codes proposed to represent the best estimate that can be linked with EWC-Stat Classification, at the aggregate level Code 7.6- textile waste.

Za potrebe izračunavanja statistike o uvozu i izvozu neopasne šljake i pepela iz toplinskih procesa predloženi su kodovi koji predstavljaju najbolje procjene koje se mogu povezati sa EWCStat klasifikacijom, na agregiranom nivou šifre 12.42 - neopasna šljaka i pepeo iz toplinskih procesa.

For purposes calculating the statistics of imports and exports of non-hazardous slag and ash from thermal processes codes proposed to represent the best estimate that can be linked with EWC-Stat Classification, at the aggregate level 12.42- non-hazardous sludge and ash from thermal processes.

Za potrebe izračunavanja statistike o uvozu i izvozu gumenog otpada predloženi su kodovi koji predstavljaju najbolje procjene koje se mogu povezati sa EWCStat klasifikacijom, na agregiranom nivou šifre 7.3 – gumeni otpad.

For purposes calculating the statistics of imports and exports of rubber waste codes proposed to represent the best estimate that can be linked with EWC-Stat Classification, at the aggregate level 7.3- rubber waste.

Obrađeni podaci statistike spoljne trgovine za ovih sedam grupa otpada su dobar način da se stekne uvid u tokove ovih kategorija otpada u Bosni i Hercegovini.

The processed data of external trade statistics for these seven groups of waste are a good way to gain insight into the flow of waste in Bosnia and Herzegovina.

Publikuje Agencija za statistiku Bosne i Hercegovine, 71000 Sarajevo, Zelenih beretki 26
Published by the Agency for Statistics of the Bosnia and Herzegovina, 71000 Sarajevo, Zelenih beretki 26

Telefon/Phone: +387 (33) 911 911 | Telefaks/Telefax: +387 (33) 220 622
Elektronska pošta/E-mail: bhas@bhas.gov.ba | Internetska stranica/Web site: www.bhas.gov.ba

Odgovorne osobe/Responsible persons:

Ševala Korajčević, šefica Odsjeka za okoliš, energiju i regionalne statistike
Sevala Korajcevic, Head of Department for Environment, Energy and Regional Statistics
Vesna Čužić, direktorica
Vesna Cuzic, General director

Saopćenje priredila: Alma Džananović
Prepared by: Alma Džananović



Razmislite o očuvanju okoliša prije štampanja dokumenta.
Please consider the environment before printing this document.