



FIRST RELEASE



You are required to specify a data source when allowed in your product or application.

YEAR XI

SARAJEVO, 27/06/2025

NUMBER 1

TRANSPORT

Road cross-border traffic of freight motor vehicles and goods¹, first quarter 2025

The total border traffic at the entrance to Bosnia and Herzegovina in the first quarter of 2025 amounted to 57 930 freight motor vehicles. The number of freight motor vehicles at the entrance during the first quarter of 2025 is lower by 2.1% compared to the same period last year. Compared to the same quarter of the previous year, the number of domestic vehicles decreased by 1.8% while the number of foreign vehicles lower by 2.5%.

In the structure of road border traffic at the entrance, domestic freight motor vehicles participate with 58.4% and foreign freight motor vehicles with 41.6%.

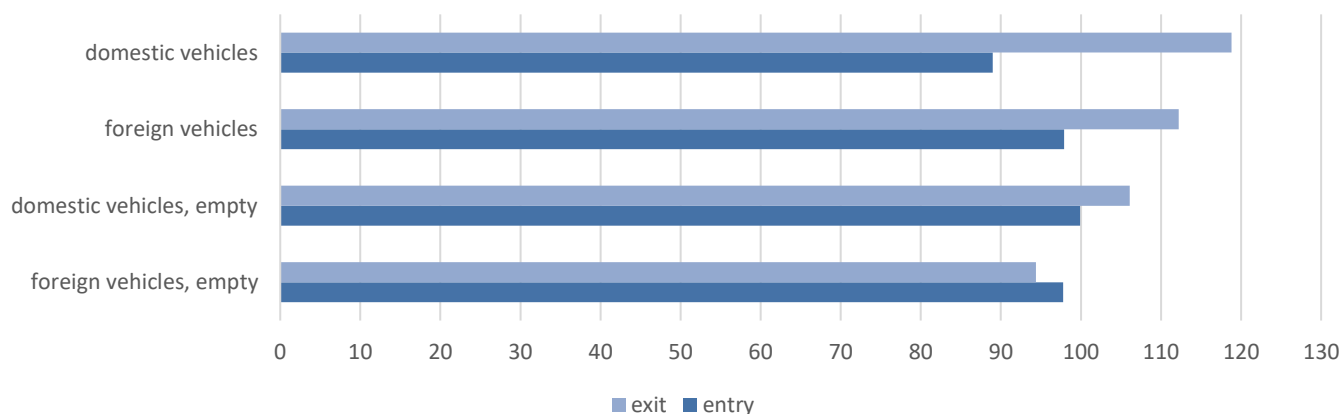
The largest number of vehicles in BiH entered through border crossings with Croatia 62.8%, followed by border crossings with Serbia 21.9% and Montenegro 15.2%.

At the exit of Bosnia and Herzegovina, number of freight motor vehicles is higher by 10.4% compared to the same period in 2024. The number of vehicles with domestic registration at the exit is higher by 13.4%, while in the same period the exit of vehicles with foreign registration is increased by 3.5%.

In road cross-border traffic, there were in total amount 1,53 million tonnes of goods that exit the country in the first quarter of 2025 that is for 18.8% higher than in the first quarter of the previous year.

At the exit, the largest number of freight vehicles was registered through border crossings with Croatia 69.7%, followed by Serbia 26.2% and Montenegro 4.1%.

Graph 1: Road cross-border traffic of freight motor vehicles, I quarter 2025/ I quarter 2024



¹ Indirect Taxation Authority of BiH

T.1. Road cross- border traffic of freight motor vehicles and goods

Vehicle's registration	Entry			Exit		
	I quarter 2024	I quarter 2025	Index $\frac{\text{I 2025}}{\text{I 2024}}$	I quarter 2024	I quarter 2025	Index $\frac{\text{I 2025}}{\text{I 2024}}$
Freight vehicles TOTAL	59150	57930	97,9	94429	104233	110,4
domestic	34467	33859	98,2	65502	74294	113,4
foreign	24683	24071	97,5	28927	29939	103,5
Freight vehicles Import/export	7866	7250	92,2	52397	61293	117,0
domestic	5076	4519	89,0	37691	44792	118,8
foreign	2790	2731	97,9	14706	16501	112,2
Freight vehicles Transit	7673	7428	96,8	283	293	103,5
domestic	1537	1506	98,0	219	225	102,7
foreign	6136	5922	96,5	64	68	106,3
Empty freight vehicles	43611	43252	99,2	41749	42647	102,2
domestic	27854	27834	99,9	27592	29277	106,1
foreign	15757	15418	97,8	14157	13370	94,4
Goods, '000t	773	703	91,0	1296	1538	118,6
domestic	500	469	93,8	913	1104	121,0
foreign	273	234	85,9	384	434	113,1
In freight vehicles Import/export	121	108	89,1	1294	1536	118,8
domestic	82	72	87,6	911	1103	121,1
foreign	39	36	92,2	383	433	113,2
In freight vehicles Transit, '000t	652	596	91,4	3	2	62,5
domestic	419	398	95,0	2	1	70,7
foreign	233	198	84,9	1	0	45,6

T.2. Road cross-border traffic of freight motor vehicles by directions, I quarter 2025

Vehicle's registration	Entry			Exit		
	Loaded freight motor vehicles	Empty freight vehicles	Transported goods, in tonnes	Loaded freight motor vehicles	Empty freight vehicles	Transported goods, in tonnes
TOTAL	14678	43252	703482	61586	42647	1538200
Across Bosnia and Herzegovina- Croatia border	9934	26467	473011	47123	25519	1147750
Across Bosnia and Herzegovina- Serbia border	3076	9630	162305	11536	15772	325796
Across Bosnia and Herzegovina- Montenegro border	1668	7155	68166	2927	1356	64654

T.3. Road cross- border traffic of goods in freight motor vehicles, by directions and border crossings

	Transported goods, in tonnes			
	Entry		Exit	
	I quarter 2024	I quarter 2025	I quarter 2024	I quarter 2025
Total	772963	703482	1296497	1538200
Across Bosnia and Herzegovina- Croatia border	520677	473011	952906	1147750
Bijača	28813	26005	21206	49213
Brčko	955	377	6	4
Bosanski Brod	83710	83874	83725	96513
Gorica	117414	114247	11689	15397
Gradina	33046	29084	62193	58810
Gradiška	89142	66040	183021	172136
Hukića Brdo	40959	18411	319	196
Izačić	9562	8623	30585	47353
Kamensko	72289	75081	57254	101531
Orašje	20420	23548	184493	216282
Šamac	12759	13291	199219	237683
Strmica	7	2	17713	19110
Doljani	0	0	0	0
Donji Svilaj	11602	14424	101482	133520
Ivanjica	0	3	0	3
Across Bosnia and Herzegovina- Serbia border	193156	162305	293480	325796
Karakaj	28125	216	81658	27
Pavlovića Most	32586	64445	98980	200475
Rača	76852	23150	31774	34549
Uvac	1536	2985	2802	5725
Vardište	53424	58447	78264	50222
Bratunac – Novi Most	634	13062	3	24119
Šepak	-	0	-	10679
Across Bosnia and Herzegovina- Montenegro border	59129	68166	50110	64654
Deluša	39634	48218	47535	59645
Hum	4	89	13	14
Klobuk	19118	18922	1996	4468
Metaljka	373	937	565	528

T.4. Road cross – border traffic of freight motor vehicles, by directions and border crossings at the entrance to BiH

	I quarter 2024		I quarter 2025	
	Loaded freight vehicles	Empty freight vehicles	Loaded freight vehicles	Empty freight vehicles
Total	15539	43611	14678	43252
Across Bosnia and Herzegovina- Croatia border	10561	25232	9934	26467
Bijača	562	1672	535	2357
Brčko	372	0	158	0
Bosanski Brod	1397	0	1342	0
Gorica	1315	395	1339	169
Gradina	578	2300	630	2991
Gradiška	2011	2049	1906	539
Hukića Brdo	451	158	473	105
Izačić	316	573	283	644
Kamensko	2157	1702	1676	1693
Orašje	672	6724	816	8163
Šamac	405	4396	387	5157
Strmica	8	680	3	863
Doljani	0	0	0	0
Donji Svilaj	309	4368	377	3573
Ivanjica	8	144	9	197
Osoje	0	71	0	16
Across Bosnia and Herzegovina- Serbia border	3541	11165	3076	9630
Karakaj	765	4047	295	51
Pavlovića Most	660	5410	564	6752
Rača	1312	638	1182	348
Uvac	163	271	184	102
Vardište	604	47	591	37
Bratunac	0	0	0	0
Bratunac- Novi Most	37	673	260	1430
Skelani	0	79	0	127
Šepak			0	783
Across Bosnia and Herzegovina- Montenegro border	1437	7214	1668	7155
Deluša	1024	5356	1319	5476
Hum	38	110	51	136
Klobuk	342	1600	271	1367
Metaljka	33	148	27	176

T.5.Road cross – border traffic of freight motor vehicles, by directions and border crossings at the exit to BiH

	I quarter 2024		I quarter 2025	
	Loaded freight vehicles	Empty freight vehicles	Loaded freight vehicles	Empty freight vehicles
Total	52680	41749	61586	42647
Across Bosnia and Herzegovina- Croatia border	39626	23713	47123	25519
Bijača	1029	12201	2083	12490
Brčko	13	0	7	0
Bosanski Brod	3759	0	4199	2
Gorica	676	557	817	336
Gradina	2560	1545	2438	3351
Gradiška	7744	1152	7460	571
Hukića Brdo	121	80	106	72
Izačić	1390	2690	2049	2542
Kamensko	2534	0	4112	6
Orašje	7119	2819	8415	3428
Šamac	7780	1643	9251	1496
Strmica	749	39	781	47
Ivanjica	6	18	7	18
Osoje	0	245	0	80
Donji Svilaj	4146	724	5398	1080
Across Bosnia and Herzegovina- Serbia border	10779	17425	11536	15772
Karakaj	3818	7055	153	420
Pavlovića Most	2742	4717	5727	5718
Rača	1483	5115	1653	5908
Uvac	144	63	265	75
Vardište	2576	0	1957	1
Bratunac	0	0	0	0
Bratunac- Novi Most	16	407	1354	1869
Skelani	0	68	0	103
Šepak			427	1678
Across Bosnia and Herzegovina- Montenegro border	2275	611	2927	1356
Deluša	2043	328	2566	926
Hum	46	17	52	15
Klobuk	148	249	280	288
Metaljka	38	17	29	127

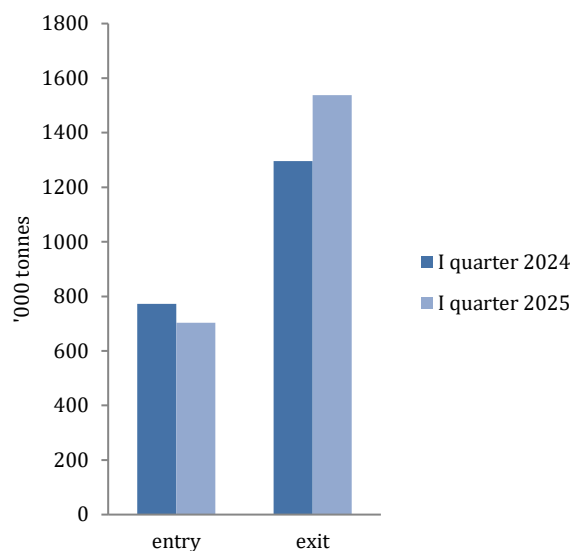
T.6. Road cross-border traffic of goods in freight motor vehicles (entry), by country of registration

Country of registration	I quarter 2024		I quarter 2025	
	Number of loaded vehicles	Transported goods, in tonnes	Number of loaded vehicles	Transported goods, in tonnes
Total	15539	772963	14678	703482
Bosnia and Herzegovina	6613	500246	6025	469133
Foreign countries	8926	272717	8653	234349
Albania	79	1757	44	730
Andorra	18	13	27	43
Austria	325	2616	352	2810
Bahrain	3	0	5	62
Belgium	50	189	28	73
Belarus	0	0	11	221
Bulgaria	162	32106	127	4322
Montenegro	1301	65364	1607	74880
Czech Republic	73	733	72	399
Denmark	45	210	52	247
Finland	20	47	33	104
France	117	297	89	267
Greece	7	40	7	90
Netherland	195	722	170	640
Croatia	1290	33720	1160	32349
Iran	40	901	16	352
Italy	83	297	73	120
Lithuania	6	53	16	397
Luxembourg	28	86	21	57
Hungary	163	934	156	1377
North Macedonia	479	12567	196	4690
Moldova	9	151	7	122
Norway	105	411	66	199
Germany	711	6608	661	6153
Poland	141	1903	153	1949
Romania	32	164	46	345
Russia Federation	2	28	0	0
USA	14	34	19	39
Slovakia	41	274	58	403
Slovenia	901	31403	825	26983
Serbia	1543	55282	1597	52560
Spain	3	7	5	6
Sweden	134	367	132	431
Switzerland	475	2104	504	2754
Turkey	232	18733	188	16517
Ukraine	45	916	34	1046
United Kingdom	10	128	6	59
Other countries	44	1551	90	554

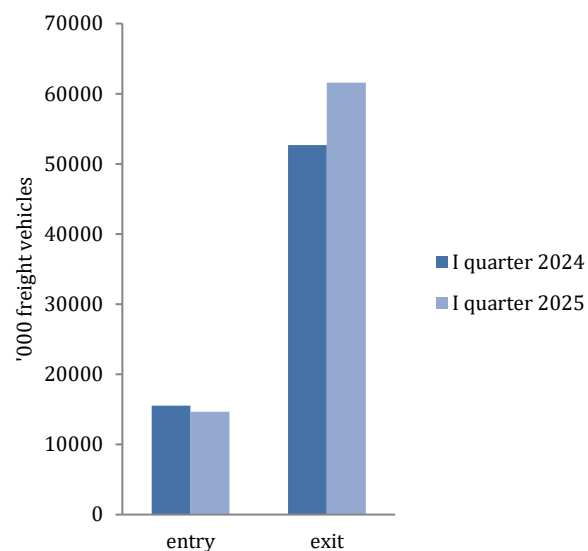
T.7. Road cross-border traffic of goods in freight motor vehicles (exit), by country of registration

Country of registration	I quarter 2024		I quarter 2025	
	Number of loaded vehicles	Transported goods, in tonnes	Number of loaded vehicles	Transported goods, in tonnes
Total	52680	1296497	61586	1538200
Bosnia and Herzegovina	37910	912781	45017	1104356
Foreign countries	14770	383715	16569	433844
Albania	24	540	13	266
Andorra	13	3	22	41
Austria	19	95	15	62
Bahrain	3	0	36	746
Belgium	1	25	0	0
Belarus	0	0	0	0
Bulgaria	99	2261	121	2645
Montenegro	1059	24729	1343	31800
Czech Republic	4	73	4	50
Denmark	0	0	0	0
Finland	0	0	0	0
France	1	1	2	30
Greece	0	0	2	0
Netherlands	1	2	0	0
Croatia	5849	140778	7437	179366
Iran	6	109	1	22
Italy	7	2	16	130
Lithuania	23	558	26	636
Luxembourg	1	2	0	0
Hungary	42	900	230	5993
North Macedonia	54	1255	50	1149
Moldova	1	25	4	82
Norway	1	1	0	0
Germany	69	139	66	77
Poland	66	1527	18	325
Romania	1	0	1	25
Russia Federation	1	22	1	0
USA	0	0	0	0
Slovakia	0	0	1	25
Slovenia	525	10742	584	11644
Serbia	6797	197882	6306	192718
Spain	3	56	1	0
Sweden	1	2	2	3
Switzerland	4	4	3	3
Turkey	1	0	0	0
Ukraine	0	0	1	11
United Kingdom	0	0	3	17
Other countries	94	1981	260	5977

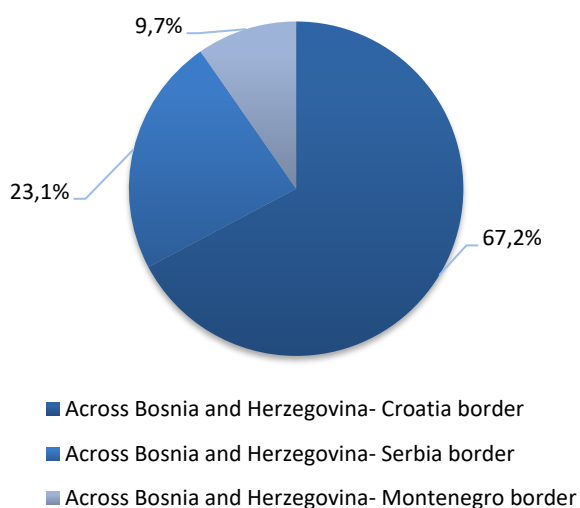
Graph 2: Road cross-border traffic of freight, entry and exit



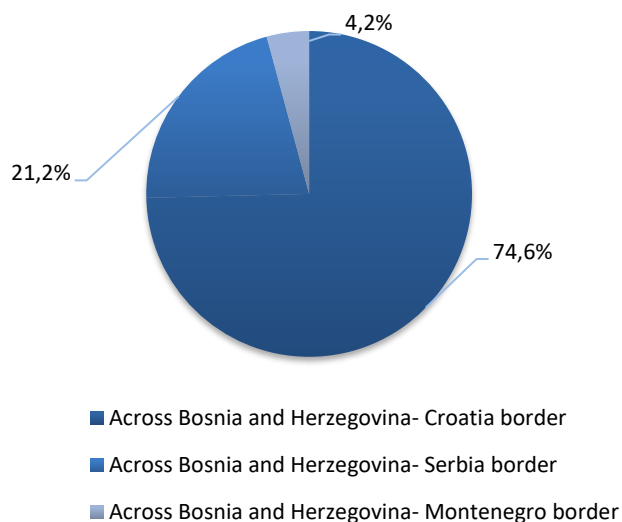
Graph 3: Road cross-border traffic of loaded freight motor vehicles, entry and exit



Graph 4: Cross- border traffic of freight at the entrance to BiH



Graph 5. Cross- border traffic of freight at the exit to BiH



NOTES OF METODOLOGY

Source and methods of data collection

The purpose of the research is to gather information on the work of transfer companies and gather information on the temporary import, temporary export, transit, the number of vehicles at the exit international road transport at the door, international road transport at the exit. Data on cross-border traffic of freight motor vehicles cover all border crossings where there are customs offices. Data for cross-border traffic of freight vehicles and goods Agency for Statistics of BiH has taken from the Indirect Taxation Authority BiH. Data includes all freight road vehicles and goods crossing the border and entering or exiting the Bosnia and Herzegovina. Freight motor vehicles are grouped according to a country of registration and monitored according to the directions of movement and border crossings.

DEFINITION

Border crossing is a place intended for crossing the state border. Border crossings are international, interstate or local ones. They may be road, railway, air, maritime crossings or crossings on inland waterways.

Border crossings for the international traffic are intended for a cross-border traffic of citizens of the Bosnia and Herzegovina and citizens of other countries.

Border crossings for the local traffic are intended for a cross-border traffic of citizens from a certain area of the Bosnia and Herzegovina and a certain area of the neighbouring country according to the international agreement

Goods in entry are goods that entered the customs territory of the Bosnia and Herzegovina, while goods in exit are goods that exited from the customs territory of the Bosnia and Herzegovina.

Freight vehicle is a motor vehicle used for the transport of goods, which is recorded by the Customs Authority in the entry to the customs territory of the Bosnia and Herzegovina or in the exit from the customs territory of Bosnia and Herzegovina

Transit means the transport of goods from the customs territory of one part to another office in the same territory, in accordance with the conditions provided for by national laws and regulations of that country

ABBREVIATIONS

t	tonne
'000 t	'000 tonnes

STATISTICAL SIGNS

... data are not available

Published by the Agency for Statistics of the Bosnia and Herzegovina, 71000 Sarajevo, Zelenih beretki 26

Phone: +387 (33) 911 911 | Telefax: +387 (33) 220 622

E-mail: bhas@bhas.gov.ba | Web site: www.bhas.gov.ba

Responsible persons:

Alen Bajramović, Head of Department for Services Statistics

Vesna Čužić, Director

Prepared by: Emina Mehanović



Please consider the environment before printing this document.