



# FIRST RELEASE



You are required to specify a data source when allowed in your product or application.

YEAR XV

SARAJEVO, 25/04/2025

NUMBER 4

## TRANSPORT

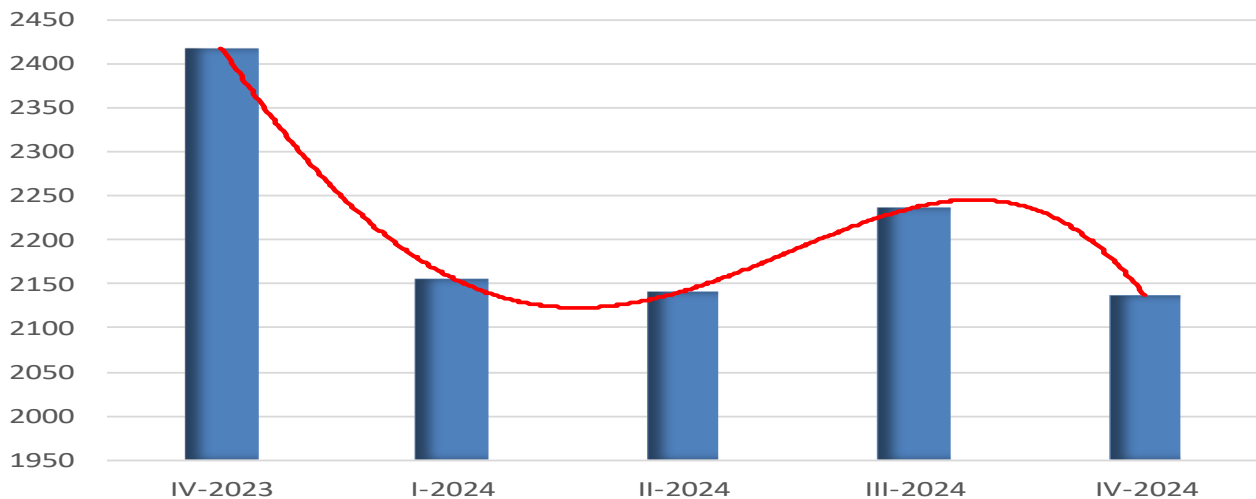
### Road transport in BiH, IV quarter 2024

In the road transport of goods in the fourth quarter of 2024, the number of kilometres covered by vehicles increased by 4.6% compared to the fourth quarter of the previous year. The volume of transported goods decreased by 11.7%, while achieved tonne-kilometres decreased by 6.3%.

In road transport of passengers, the vehicle kilometres covered decreased by 4.5%, while the number of transported passengers decreased by 2.8% compared to the fourth quarter of the previous year. Achieved passenger-kilometres increased by 1.6% compared to the same quarter of the previous year.

In the fourth quarter of 2024, the number of total kilometres covered in urban-suburban transport decreased by 3.2% compared to the same quarter of the previous year, while the number of passengers transported was lower by 12.6%.

Graph 1: Goods transported in road transport, 000t



**Table 1: Transport of goods**

Volume of transport by transport indicators	IV quarter 2023	I quarter 2024	II quarter 2024	III quarter 2024	IV quarter 2024
Vehicle-kilometres covered,000	152454	149808	159505	162517	159514
Tonnes of goods transported, 000t	2419	2157	2142	2237	2137
Tonne-kilometres, 000	1108787	1124901	1113476	1041275	1039030

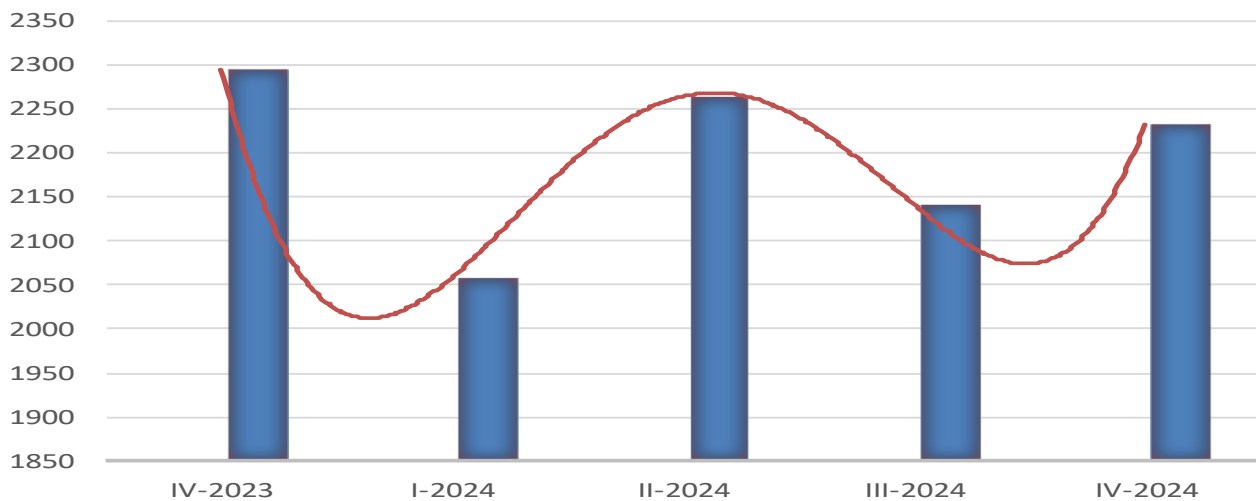
Indices by transport indicators	I 2024 IV 2023	II 2024 I 2024	III 2024 II 2024	IV 2024 III 2024	IV 2024 IV 2023
Vehicle-kilometres covered	98.3	106.5	101.9	98.2	104.6
Tonnes of goods transported	89.2	99.3	104.4	95.5	88.3
Tonne- kilometres	101.5	99.0	93.5	99.8	93.7

**Table 2: Transport of passengers**

Volume of transport by transport indicators	IV quarter 2023	I quarter 2024	II quarter 2024	III quarter 2024	IV quarter 2024
Vehicle-kilometres covered,000	17672	16287	17080	18601	16876
Transported passengers, 000	2296	2059	2265	2141	2232
Passenger- kilometres,000	345680	320018	359492	373319	351080

Indices by transport indicators	I 2024 IV 2023	II 2024 I 2024	III 2024 II 2024	IV 2024 III 2024	IV 2024 IV 2023
Vehicle-kilometres covered	92.2	104.9	108.9	90.7	95.5
Transported passengers	89.7	110.0	94.5	104.3	97.2
Passenger- kilometres	92.6	112.3	103.8	94.0	101.6

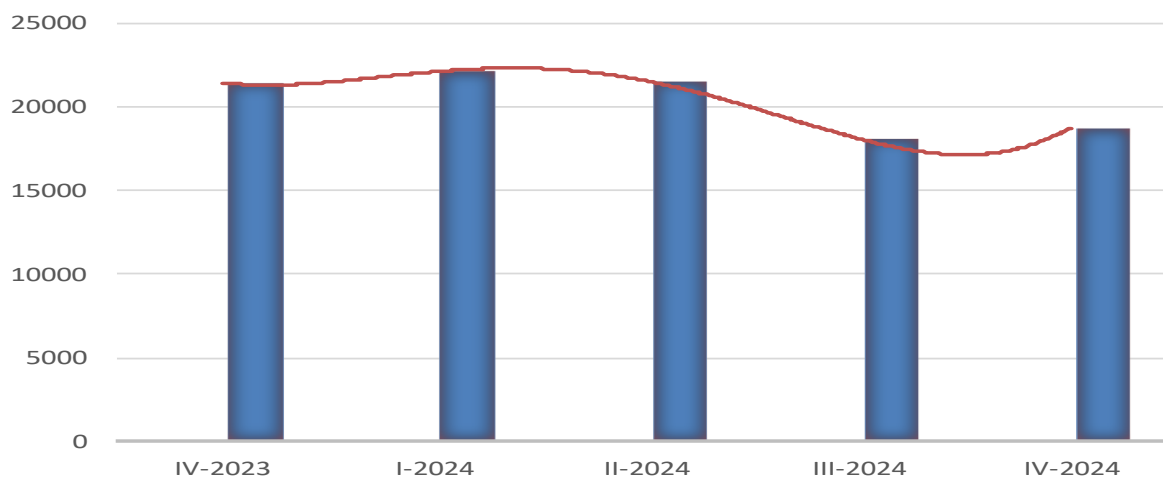
**Graph 2: Number of passengers carried in road transport, 000**

**Table 3: Urban-suburban transport**

Volume of transport by transport indicators	IV quarter 2023	I quarter 2024	II quarter 2024	III quarter 2024	IV quarter 2024
Vehicle-kilometres covered,000	17810	17455	17650	16256	17248
Transported passengers, 000	21479	22131	21586	18128	18764

Indices by transport indicators	<u>I 2024</u> IV 2023	<u>II 2024</u> I 2024	<u>III 2024</u> II 2024	<u>IV 2024</u> III 2024	<u>IV 2024</u> IV 2023
Vehicle-kilometres covered	98.0	101.1	92.1	106.1	96.8
Transported passengers	103.0	97.5	84.0	103.5	87.4

**Graph 3: Number of passengers carried in urban-suburban transport, 000**



## NOTES OF METHODOLOGY

Data on road transport were obtained by processing monthly and quarterly statistical data from surveys conducted by the Statistical Offices at the level of entities. The reporting units for these surveys are enterprises and other business subjects engaged in domestic and international transport of passengers and goods.

## DEFINITIONS

Considered as transport is movement of passengers or cargo from one place (loading place) to another place (unloading place) and representing the operation of transport enterprises.

Domestic transport implies transport of passenger between places of loading and unloading within the borders of the country.

International transport implies transport of passengers between the place of loading in our country and the place of unloading abroad, or the other way round.

Transport of passengers include transported passengers into domestic and international transport.

Passenger kilometre is a unit of measure which refers to transport of one passenger at the distance of one kilometre.

Goods are any goods transported by road transport means.

Goods transport is given in tons and ton kilometres, and it is the sum of all kilometres realized in domestic and international transport.

Tonne kilometre is a unit of measure which refers to transport of one tone of goods at the distance of one kilometre.

Urban transport of passengers refers to the work of economic entities engaged in transport of passengers in urban and suburban settlements. Data on urban/suburban transport is represented by the indicators of kilometres covered and passenger transported.

## STATISTICAL SIGNS

- No occurrence of event
- ... Data not available
- \* Corrected data

## ABBREVIATIONS USED

km	kilometer
pkm	passenger kilometer
t	tonne
tkm	tonne- kilometre

Published by the Agency for Statistics of the Bosnia and Herzegovina, 71000 Sarajevo, Zelenih beretki 26

Phone: +387 (33) 911 911 | Telefax: +387 (33) 220 622

E-mail: [bhas@bhas.gov.ba](mailto:bhas@bhas.gov.ba) | Web site: [www.bhas.gov.ba](http://www.bhas.gov.ba)

Responsible persons:

Alen Bajramović, Head of Department for Services Statistics

Vesna Čužić, Director

Prepared by: Emina Mehanović



Please consider the environment before printing this document.