



# FIRST RELEASE



You are required to specify a data source when allowed in your product or application.

YEAR XVIII

SARAJEVO, 09/01/2025

NUMBER 11

## BUSINESS STATISTICS Tourism, November 2024

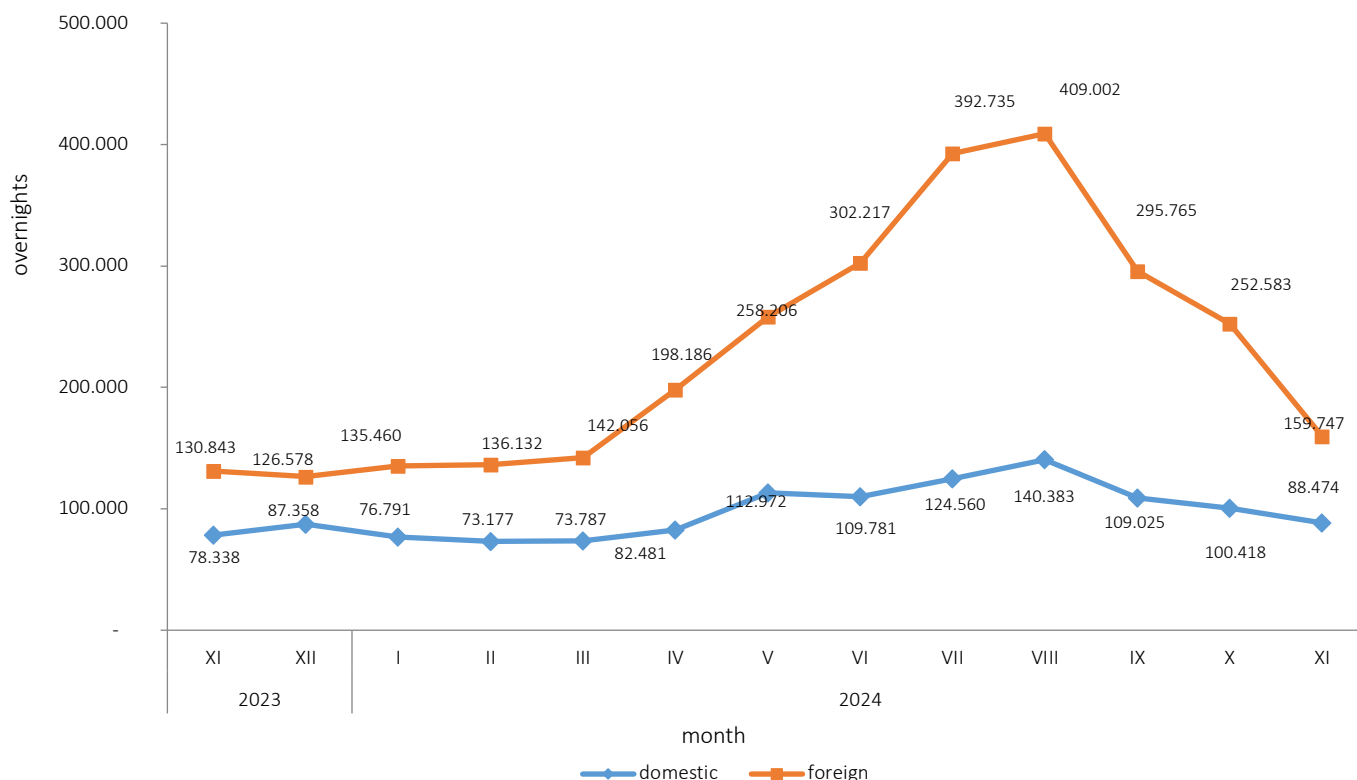
In Bosnia and Herzegovina, during November 2024, tourists recorded 124,899 visits, which is 31.5% less compared to October 2024 and 17.6% more compared to November 2023. Tourists recorded 248,221 overnight stays, which is 29.7% less compared to October 2024 and 18.7% more compared to November 2023. Of the total number of overnight stays, domestic tourists accounted for 35.6%, while foreign tourists accounted for 64.4%.

The number of overnight stays by domestic tourists decreased by 11.9% compared to October 2024 but increased by 12.9% compared to November 2023. The number of overnight stays by foreign tourists decreased by 36.8% compared to October 2024 but increased by 22.1% compared to November 2023.

In November 2024, among foreign tourists, the highest number of overnight stays was recorded by tourists from Croatia (23.9%), Serbia (11.8%), Turkey (10.7%), Slovenia (7.6%), China (4.4%), Montenegro (4.0%), and Italy and Germany (3.2% each), making up 68.8% of the total number of foreign overnight stays. Tourists from other countries accounted for 31.2% of overnight stays.

The net room occupancy rate in November 2024 was 26.8%, and the bed occupancy rate was 20.2%, compared to 25.6% and 18.2%, respectively, in November 2023. By type of accommodation, the largest number of overnight stays was recorded in the "Hotels and similar accommodation" category, with a share of 95.0%.

**Graph 1: Tourist nights for the period November 2023. - November 2024.**

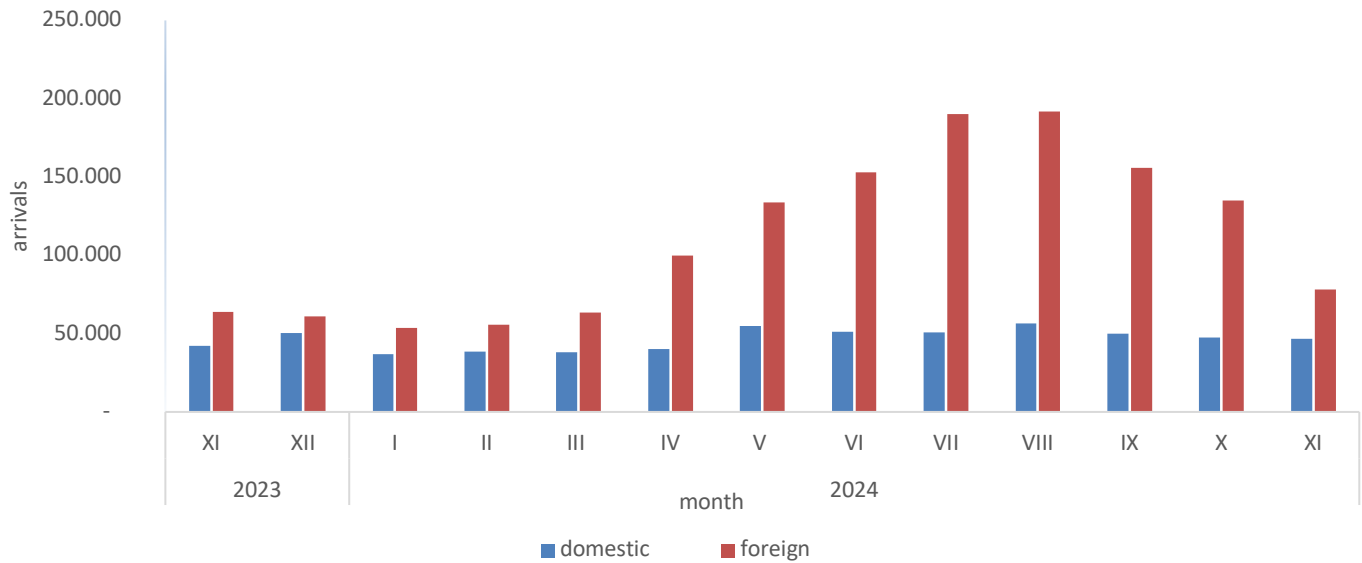


**Table 1: Tourist arrivals and overnight stays**

	Arrivals					Overnights					XI 2024	
	XI 2023*	X 2024	XI 2024	Indicies XI 2024 X 2024	Indicies XI 2024 XI 2023	XI 2023*	X 2024	XI 2024	Indicies XI 2024 X 2024	Indicies XI 2024 XI 2023	Structure of overnights %	Average number of overnights per check- in
<b>TOTAL</b>	106,215	182,405	124,899	68.5	117.6	209,181	353,001	248,221	70.3	118.7	100.0	2.0
<b>Domestic tourists</b>	42,239	47,472	46,679	98.3	110.5	78,338	100,418	88,474	88.1	112.9	35.6	1.9
<b>Foreign tourists</b>	63,976	134,933	78,220	58.0	122.3	130,843	252,583	159,747	63.2	122.1	64.4	2.0

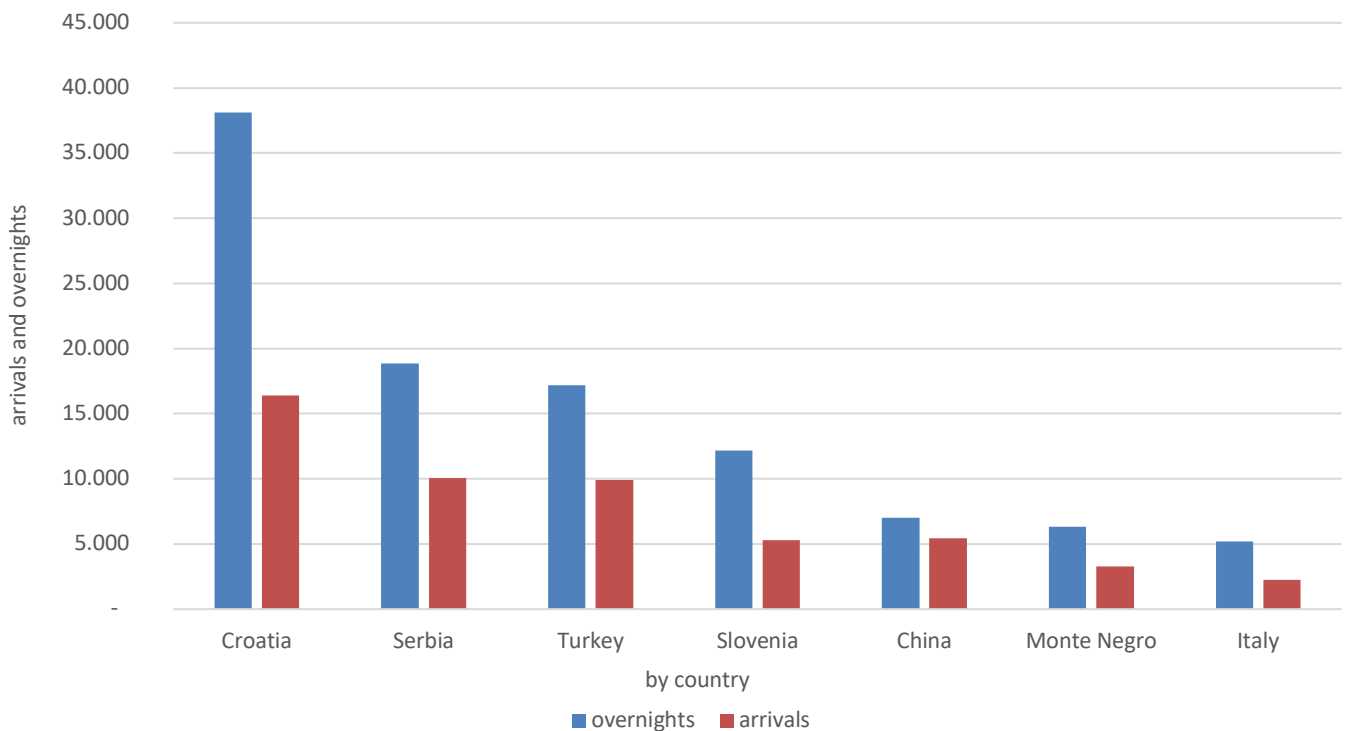
\*) final data

**Graph 2: Tourist arrivals November 2023. - November 2024.**



Regarding the length of stay of foreign tourists in our country, tourists from Egypt are in the first place with an average of 4.1 overnight stays, followed by tourists from New Zealand with 3.7 overnight stays, Kuwait with 3.4 overnight stays, Cyprus with 3.3 overnight stays, and Ukraine, Bulgaria, and Finland with an average of 2.9 overnight stays.

**Graph 3: Arrivals and overnight stays of foreign tourists by country of residence, November 2024**



**Table 2: Tourist arrivals and overnight stays according to KD BiH <sup>1)</sup>**

	Arrivals					Overnight stays					XI 2024
	XI 2023*	X 2024	XI 2024	Indices XI 2024 X 2024	Indices XI 2024 XI 2023	XI 2023*	X 2024	XI 2024	Indices XI 2024 X 2024	Indices XI 2024 XI 2023	The structure of overnights in %
<b>TOTAL</b>	<b>106,215</b>	<b>182,405</b>	<b>124,899</b>	<b>68.5</b>	<b>117.6</b>	<b>209,181</b>	<b>353,001</b>	<b>248,221</b>	<b>70.3</b>	<b>118.7</b>	<b>100.0</b>
Hotels and similar accommodation	103,091	178,010	121,904	68.5	118.2	197,856	336,586	235,868	70.1	119.2	95.0
Resorts and similar facilities for short breaks	2,414	3,043	2,183	71.7	90.4	5,074	7,570	5,458	72.1	107.6	2.2
Campsites and camping areas	58	412	86	20.9	148.3	78	639	122	19.1	156.4	0.0
Other accommodation	652	940	726	77.2	111.3	6,173	8,206	6,773	82.5	109.7	2.7
<b>Domestic tourists</b>	<b>42,239</b>	<b>47,472</b>	<b>46,679</b>	<b>98.3</b>	<b>110.5</b>	<b>78,338</b>	<b>100,418</b>	<b>88,474</b>	<b>88.1</b>	<b>112.9</b>	<b>35.6</b>
Hotels and similar accommodation	40,385	45,391	44,978	99.1	111.4	70,922	90,725	80,276	88.5	113.2	32.3
Resorts and similar facilities for short breaks	1,320	1,317	1,138	86.4	86.2	2,263	2,948	2,672	90.6	118.1	1.1
Campsites and camping areas	11	50	24	48.0	218.2	11	61	33	54.1	300.0	0.0
Other accommodation	523	714	539	75.5	103.1	5,142	6,684	5,493	82.2	106.8	2.2
<b>Foreign tourists</b>	<b>63,976</b>	<b>134,933</b>	<b>78,220</b>	<b>58.0</b>	<b>122.3</b>	<b>130,843</b>	<b>252,583</b>	<b>159,747</b>	<b>63.2</b>	<b>122.1</b>	<b>64.4</b>
Hotels and similar accommodation	62,706	132,619	76,926	58.0	122.7	126,934	245,861	155,592	63.3	122.6	62.7
Resorts and similar facilities for short breaks	1,094	1,726	1,045	60.5	95.5	2,811	4,622	2,786	60.3	99.1	1.1
Campsites and camping areas	47	362	62	17.1	131.9	67	578	89	15.4	132.8	0.0
Other accommodation	129	226	187	82.7	145.0	1,031	1,522	1,280	84.1	124.2	0.5

\* final data

<sup>1)</sup>Classification of activities of Bosnia and Herzegovina (BiH) 2010

In November 2024, tourists in Bosnia and Herzegovina had access to 19,969 rooms, apartments, and camping spots, which is a 7.9% increase compared to November 2023. Additionally, 43,644 available beds were offered, representing a 7.1% increase compared to the same month in 2023. Within the category of "Hotels and similar accommodation," a total of 18,531 rooms and apartments were available to tourists, which is a 7.5% increase compared to November 2023, along with 39,185 beds, marking a 7.2% rise compared to the same month of the previous year.

**Table 3: Tourist arrivals and overnight stays by arrival method**

	Individually						Organized					
	Arrivals			Overnight stays			Arrivals			Overnight stays		
	XI 2023	XI 2024	Indices XI 2024 XI 2023	XI 2023	XI 2024	Indices XI 2024 XI 2023	XI 2023	XI 2024	Indices XI 2024 XI 2023	XI 2023	XI 2024	Indices XI 2024 XI 2023
<b>TOTAL</b>	<b>81,026</b>	<b>95,906</b>	<b>118.4</b>	<b>158,176</b>	<b>180,179</b>	<b>113.9</b>	<b>25,189</b>	<b>28,993</b>	<b>115.1</b>	<b>51,005</b>	<b>68,042</b>	<b>133.4</b>
<b>Domestic tourists</b>	<b>36,514</b>	<b>40,015</b>	<b>109.6</b>	<b>67,838</b>	<b>74,598</b>	<b>110.0</b>	<b>5,725</b>	<b>6,664</b>	<b>116.4</b>	<b>10,500</b>	<b>13,876</b>	<b>132.2</b>
<b>Foreign tourists</b>	<b>44,512</b>	<b>55,891</b>	<b>125.6</b>	<b>90,338</b>	<b>105,581</b>	<b>116.9</b>	<b>19,464</b>	<b>22,329</b>	<b>114.7</b>	<b>40,505</b>	<b>54,166</b>	<b>133.7</b>

\*) final data

**Table 4: Arrivals and overnight stays of foreign tourists by country of residence**

	Arrivals					Overnights					XI 2024	
	XI 2023*	X 2024	XI 2024	Indices XI 2024 X 2024	Indices XI 2024 XI 2023	XI 2023*	X 2024	XI 2024	Indices XI 2024 X 2024	Indices XI 2024 XI 2023	Ovrnights structure %	Average number of overnights per check in
<b>TOTAL</b>	<b>63,976</b>	<b>134,933</b>	<b>78,220</b>	<b>58.0</b>	<b>122.3</b>	<b>130,843</b>	<b>252,583</b>	<b>159,747</b>	<b>63.2</b>	<b>122.1</b>	<b>100.0</b>	<b>2.0</b>
Albania	506	476	580	121.8	114.6	1,268	962	1,280	133.1	100.9	0.8	2.2
Austria	1,548	3,635	2,016	55.5	130.2	2,960	6,386	3,627	56.8	122.5	2.3	1.8
Belgium	189	411	454	110.5	240.2	362	1,187	868	73.1	239.8	0.5	1.9
Bulgaria	345	1,024	385	37.6	111.6	691	2,005	1,109	55.3	160.5	0.7	2.9
Montenegro	2,781	2,116	3,300	156.0	118.7	5,414	4,394	6,322	143.9	116.8	4.0	1.9
Czech Republic	307	652	331	50.8	107.8	610	1,582	746	47.2	122.3	0.5	2.3
Denmark	102	520	156	30.0	152.9	214	1,402	310	22.1	144.9	0.2	2.0
Estonia	9	69	20	29.0	222.2	19	111	52	46.8	273.7	0.0	2.6
Finland	62	148	93	62.8	150.0	172	285	267	93.7	155.2	0.2	2.9
France	441	1,932	495	25.6	112.2	921	6,268	1,009	16.1	109.6	0.6	2.0
Greece	395	795	439	55.2	111.1	792	1,466	1,184	80.8	149.5	0.7	2.7
Netherlands	490	1,683	934	55.5	190.6	1,405	3,968	2,074	52.3	147.6	1.3	2.2
Croatia	11,921	15,104	16,422	108.7	137.8	30,334	31,930	38,114	119.4	125.6	23.9	2.3
Ireland	130	616	185	30.0	142.3	335	2,290	468	20.4	139.7	0.3	2.5
Iceland	96	18	12	66.7	12.5	116	22	20	90.9	17.2	0.0	1.7
Italy	1,339	3,331	2,253	67.6	168.3	3,436	7,861	5,183	65.9	150.8	3.2	2.3
Cyprus	12	63	60	95.2	500.0	21	157	200	127.4	952.4	0.1	3.3
Latvia	12	154	48	31.2	400.0	24	230	123	53.5	512.5	0.1	2.6
Lithuania	29	124	83	66.9	286.2	81	242	204	84.3	251.9	0.1	2.5
Luxembourg	31	480	43	9.0	138.7	68	1,094	81	7.4	119.1	0.1	1.9
Hungary	429	2,769	437	15.8	101.9	813	5,046	773	15.3	95.1	0.5	1.8
Malta	170	32	10	31.3	5.9	288	53	13	24.5	4.5	0.0	1.3
Norway	119	378	208	55.0	174.8	246	850	549	64.6	223.2	0.3	2.6
Germany	1,884	6,505	2,400	36.9	127.4	4,044	13,193	5,127	38.9	126.8	3.2	2.1
Poland	335	1,863	628	33.7	187.5	755	3,586	1,360	37.9	180.1	0.9	2.2
Portugal	86	285	127	44.6	147.7	222	611	317	51.9	142.8	0.2	2.5
Romania	252	718	419	58.4	166.3	565	1,381	1,110	80.4	196.5	0.7	2.6
Russian Federation	606	788	1,016	128.9	167.7	1,073	1,369	2,091	152.7	194.9	1.3	2.1
North Macedonia	958	2,023	986	48.7	102.9	1,885	3,679	1,981	53.8	105.1	1.2	2.0
Slovakia	677	471	191	40.6	28.2	1,169	1,007	441	43.8	37.7	0.3	2.3
Slovenia	5,054	10,631	5,269	49.6	104.3	11,012	21,312	12,164	57.1	110.5	7.6	2.3

(continued on next page)

(continued)

	Arrivals					Overnights					XI 2024	
	XI 2023*	X 2024	XI 2024	Indices XI 2024 X 2024	Indices XI 2024 XI 2023	XI 2023*	X 2024	XI 2024	Indices XI 2024 X 2024	Indices XI 2024 XI 2023	Ovrnights structure %	Average number of overnights per check in
Serbia	9,160	15,432	10,077	65.3	110.0	16,615	27,799	18,833	67.7	113.3	11.8	1.9
Spain	280	1,344	591	44.0	211.1	618	3,396	1,511	44.5	244.5	0.9	2.6
Switzerland (including Liechtenstein)	598	1,335	511	38.3	85.5	1,270	2,895	955	33.0	75.2	0.6	1.9
Sweden	318	782	542	69.3	170.4	698	1,835	1,161	63.3	166.3	0.7	2.1
Turkey	9,128	18,980	9,933	52.3	108.8	14,531	26,426	17,162	64.9	118.1	10.7	1.7
United Kingdom	663	2,239	1,385	61.9	208.9	1,723	5,953	3,312	55.6	192.2	2.1	2.4
Ukraine	115	172	221	128.5	192.2	296	493	640	129.8	216.2	0.4	2.9
Other European countries	240	264	438	165.9	182.5	609	713	1,301	182.5	213.6	0.8	3.0
Egypt	24	89	51	57.3	212.5	119	301	209	69.4	175.6	0.1	4.1
South Africa	8	79	21	26.6	262.5	11	220	51	23.2	463.6	0.0	2.4
Other African countries	131	283	117	41.3	89.3	333	931	362	38.9	108.7	0.2	3.1
Canada	173	816	228	27.9	131.8	391	1,724	578	33.5	147.8	0.4	2.5
USA	1,947	5,448	1,763	32.4	90.5	4,815	12,573	4,705	37.4	97.7	2.9	2.7
Other Northern American countries	31	413	94	22.8	303.2	67	728	215	29.5	320.9	0.1	2.3
Brazil	202	659	197	29.9	97.5	535	1,363	422	31.0	78.9	0.3	2.1
Other Southern and Central American countries	363	1,426	546	38.3	150.4	905	2,488	887	35.7	98.0	0.6	1.6
Bahrain	21	61	32	52.5	152.4	73	154	88	57.1	120.5	0.1	2.8
India	124	282	160	56.7	129.0	228	526	358	68.1	157.0	0.2	2.2
Iran	9	12	18	150.0	200.0	22	27	34	125.9	154.5	0.0	1.9
Israel	58	369	59	16.0	101.7	110	790	97	12.3	88.2	0.1	1.6
Japan	86	277	145	52.3	168.6	129	397	228	57.4	176.7	0.1	1.6
Republic of Korea	630	1,553	494	31.8	78.4	730	2,104	1,158	55.0	158.6	0.7	2.3
Qatar	48	115	61	53.0	127.1	163	476	172	36.1	105.5	0.1	2.8
China	2,782	13,347	5,464	40.9	196.4	4,272	15,802	7,000	44.3	163.9	4.4	1.3
Kuwait	137	469	134	28.6	97.8	488	1,519	452	29.8	92.6	0.3	3.4
Malaysia	1,780	2,144	1,138	53.1	63.9	2,070	2,803	1,517	54.1	73.3	0.9	1.3
Oman	213	60	44	73.3	20.7	495	165	93	56.4	18.8	0.1	2.1
Saudi Arabia	966	826	692	83.8	71.6	2,307	1,962	1,444	73.6	62.6	0.9	2.1
United Arab Emirates	554	674	463	68.7	83.6	1,592	2,149	1,261	58.7	79.2	0.8	2.7
Other Asian countries	1,530	3,991	2,149	53.8	140.5	2,370	5,610	3,350	59.7	141.4	2.1	1.6
Australia	209	925	338	36.5	161.7	732	1,847	758	41.0	103.6	0.5	2.2
New Zealand	19	112	39	34.8	205.3	61	298	146	49.0	239.3	0.1	3.7
Other countries of Oceania	114	141	75	53.2	65.8	150	187	120	64.2	80.0	0.1	1.6

final data

1) Indices higher than 999

- no occurrence

## METHODOLOGICAL EXPLANATIONS

### The purpose of the statistical survey

The purpose of the statistical survey is to monitor the tourist activity realised in commercial accommodation establishments and to provide internationally comparable BiH's tourism statistics in accordance with current EU Regulations for the tourism statistics.

### Observation units

Observation units are all business entities /legal units which are, by the main activity, registered in accommodation activity (division 55 - KD BiH 2010), persons as well as households that rent accommodation establishments to tourists. For the purpose of the survey, Classification of Activities in Bosnia and Herzegovina - KD BiH 2010 was used, and it is fully compliant with the European Classification of Economic Activities - NACE Rev. 2.

### Coverage

Reporting units are all business entities (enterprises, craftsmen, cooperatives, institutions, associations etc.) and their constituent units that are registered according to KD BiH 2010 under section: 55.1 (hotels and similar accommodation), 55.2 (holiday and other short - stay accommodation), 55.3 (camps and camping grounds), 55.9 (other uncategorised accommodation), health care institutions in which person themselves bear the fee for medical rehabilitation or their stay; business entities that deal with the mediation of accommodation of guests in households, houses, camps, apartments and rooms which are directly rented by private persons/households. Survey covers the entire territory of Bosnia and Herzegovina.

### Source and methods of data collection

Data on tourist's turnover (number of tourist arrivals and tourist nights) are collected from regular monthly report (TU-11 form). Reports are usually made based on reception records in guest books, entities and their parts engaged in organizing and arranging of tourists.

### Data revision

Regular press releases on tourism are published in monthly dynamics and contain preliminary / first results until the final data are published.

The first regular revision of data implies that, when publishing data for the next month, the published data from the previous month (t-1) are revised in accordance with the information submitted by the reporting unit. The second regular revision of previously published data is the annual revision, which includes all changes in the data submitted after the first revision, in order to ensure the accuracy of the published data.

The press release clearly indicates what the data are, so that users of the statistics can interpret them correctly. If new statistical standards and concepts are introduced, changes in the research methodology are made, it is necessary to revise the data to ensure the consistency and comparability of data from previous historical series and new data series. Users will be informed about changes in data and reasons in an appropriate and transparent manner, in regular monthly press releases and other publications for the public, as well as on the website of the BiH Agency for Statistics ([www.bhas.gov.ba](http://www.bhas.gov.ba)).

## DEFINITIONS

**Tourism** means the activity of visitors taking a trip to a main destination outside their usual environment for less than a year, for leisure, business or other personal purpose other than to be employed by a resident entity in the place visited.

**Tourist** is every person who, outside his place of permanent residence, spends one night in a hotel or some other accommodation facility for reasons of rest, recreation, health, study, sport, religion, family, business, public tasks or meeting.

**Residence** is a place where a person came with the intention of permanent stay. A tourist is registered in every place or establishment where he stays and, therefore, in case he/she changes the place or establishment, he/she must register again, which results in data ambiguity. Consequently, the statistics register the number of tourist arrivals and not the number of tourists.

**A domestic tourist** is a person with permanent residence in the BiH who spends at least one night in a hotel or some other accommodation establishment outside their place or residence.

**Foreign tourist** is every person with permanent residence outside in BiH who temporarily resides in BiH and who spends at least one night in a hotel or some other accommodation establishment.

**Tourist arrivals** refer to the number of persons (tourists) who arrived and registered their stay in an accommodation establishment.

**Tourist nights** refer to every registered overnight stay of a person (tourist) in an accommodation establishment.

**Accommodation capacities** are presented as the number of rooms, apartments and camping sites, and the number of permanent beds.

**Permanent beds** are those that are regularly ready-made for renting to guests.

**Occupancy rate of permanent beds (net)** in the reference period is obtained by dividing the total number of nights by the number of beds on offer and the number of days when the beds are available for use during the reference period. The data are expressed as a percentage.

**Occupancy rate of bedrooms (net)** in the reference period is obtained by dividing the total number of bedrooms used during the reference period by the number of bedrooms available for use during the reference period. The data is expressed as a percentage.

**Organization of tourist arrivals** represent the way of organising tourist arrangements. Depending on the way of organising, tourist arrangement can be individual or organised (travel agencies).

### **Symbols**

- no occurrence

0.0 value not zero but less than 0.05

1) Indices greater than 999

Published by the Agency for Statistics of Bosnia and Herzegovina, 71000 Sarajevo, Zelenih beretki 26

Email: [bhas@bhas.gov.ba](mailto:bhas@bhas.gov.ba) | Website: [www.bhas.gov.ba](http://www.bhas.gov.ba)

Velimir Jukić, Assistant Director for Business Statistics

Vesna Ćužić, Director

Press release prepared by: Azra Bander Demirović and Mirza Agić



Razmislite o očuvanju okoliša prije štampanja dokumenta.