



FIRST RELEASE



You are required to specify a data source when allowed in your product or application.

YEAR XVIII

SARAJEVO, 06/02/2025

NUMBER 12

BUSINESS STATISTICS Tourism, December 2024

In Bosnia and Herzegovina, in December 2024, tourists recorded 114,685 visits, which is 8.2% less compared to November 2024 and 3.1% more compared to December 2023.

Tourists recorded 228,623 overnight stays, which is 7.9% less compared to November 2024 and 6.9% more compared to December 2023. In the total number of overnight stays, domestic tourists accounted for 38.3%, while foreign tourists accounted for 61.7%.

The number of overnight stays by domestic tourists decreased by 1.0% compared to November 2024 and increased by 0.3% compared to December 2023. The number of overnight stays by foreign tourists decreased by 11.7% compared to November 2024 and increased by 11.4% compared to December 2023.

In December 2024, in the structure of overnight stays by foreign tourists, the highest number of overnight stays was recorded by tourists from Croatia with 26.9%, Serbia with 12.9%, Slovenia with 9.5%, Turkey with 7.0%, Germany with 4.6%, Austria with 4.5%, Montenegro with 3.7%, and China with 3.6%, representing 72.7% of the total number of overnight stays. Tourists from other countries accounted for 27.3% of overnight stays.

The net room occupancy rate in December 2024 was 24.9%, while the permanent bed occupancy rate was 17.9%. In December 2023, the room occupancy rate was 26.7%, while the permanent bed occupancy rate was 18.0%. By type of accommodation facility, the highest number of overnight stays was recorded in the "Hotels and similar accommodation" sector, accounting for 94.7% of the total.

Graph 1: Tourist nights for the period December 2023. - December 2024.

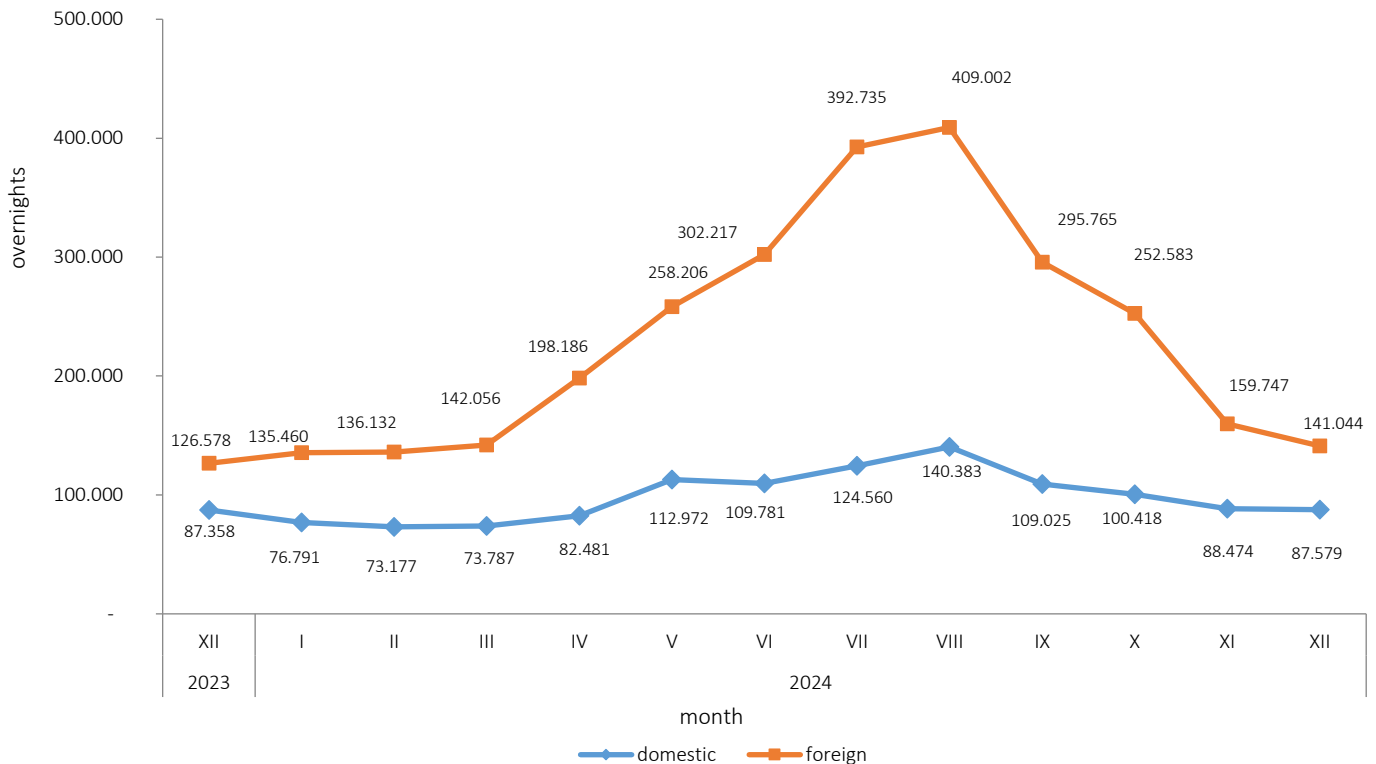
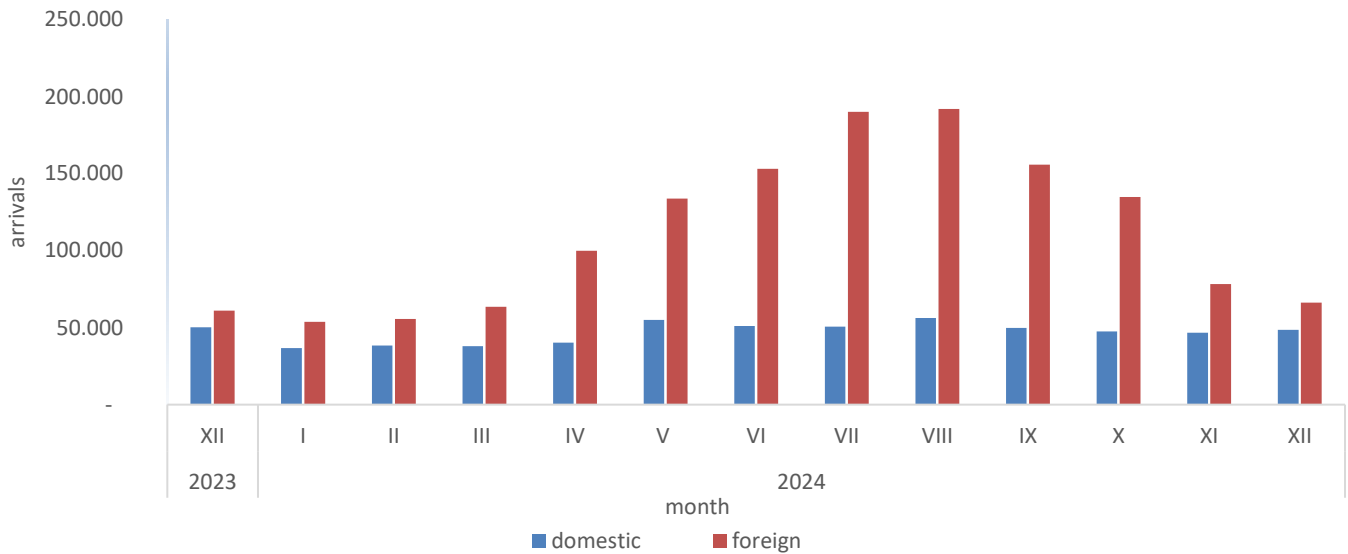


Table 1: Tourist arrivals and overnight stays

	Arrivals					Overnights					XII 2024	
	XII 2023*	XI 2024	XII 2024	Indicies XII 2024 XI 2024	Indicies XII 2024 XII 2023	XII 2023*	XI 2024	XII 2024	Indicies XII 2024 XI 2024	Indicies XII 2024 XII 2023	Structure of overnights %	Average number of overnights per check-in
TOTAL	111.240	124.899	114.685	91,8	103,1	213.936	248.221	228.623	92,1	106,9	100,0	2,0
Domestic tourists	50.190	46.679	48.538	104,0	96,7	87.358	88.474	87.579	99,0	100,3	38,3	1,8
Foreign tourists	61.050	78.220	66.147	84,6	108,3	126.578	159.747	141.044	88,3	111,4	61,7	2,1

*) final data

Graph 2: Tourist arrivals December 2023. - December 2024.



Regarding the length of stay of foreign tourists in our country, tourists from Egypt ranked first with an average of 4.5 overnight stays, followed by tourists from Bahrain with 4.1 overnight stays, Qatar with 4.0 overnight stays, Kuwait with 3.8 overnight stays, Iran with 3.6 overnight stays, and Malta with 3.3 overnight stays on average.

Graph 3: Arrivals and overnight stays of foreign tourists by country of residence, December 2024

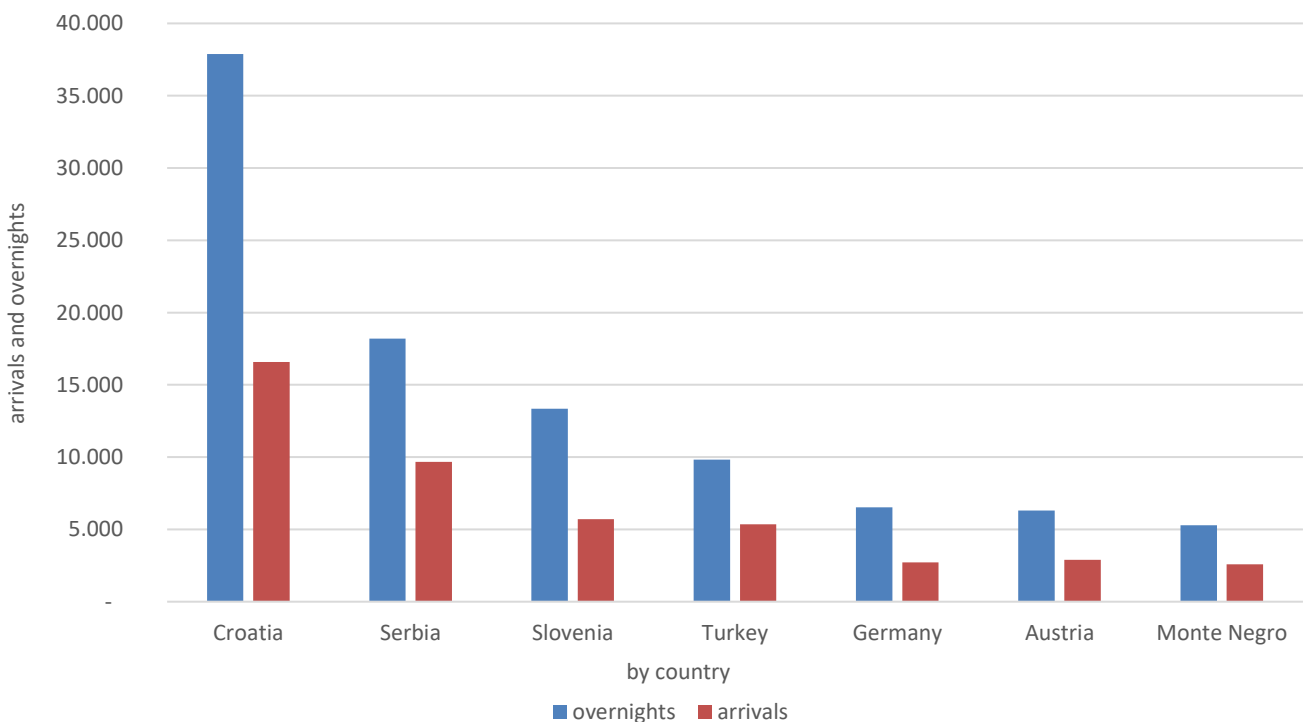


Table 2: Tourist arrivals and overnight stays according to KD BiH ¹⁾

	Arrivals					Overnight stays					XII 2024
	XII 2023*	XI 2024	XII 2024	Indices XII 2024 XI 2024	Indices XII 2024 XII 2023	XII 2023*	XI 2024	XII 2024	Indices XII 2024 XI 2024	Indices XII 2024 XII 2023	The structure of overnights in %
TOTAL	111.240	124.899	114.685	91,8	103,1	213.936	248.221	228.623	92,1	106,9	100,0
Hotels and similar accommodation	107.869	121.904	111.546	91,5	103,4	202.704	235.868	216.437	91,8	106,8	94,7
Resorts and similar facilities for short breaks	2.709	2.183	2.342	107,3	86,5	6.353	5.458	6.442	118,0	101,4	2,8
Campsites and camping areas	178	86	156	181,4	87,6	244	122	187	153,3	76,6	0,1
Other accommodation	484	726	641	88,3	132,4	4.635	6.773	5.557	82,0	119,9	2,4
Domestic tourists	50.190	46.679	48.538	104,0	96,7	87.358	88.474	87.579	99,0	100,3	38,3
Hotels and similar accommodation	48.229	44.978	46.884	104,2	97,2	80.353	80.276	80.650	100,5	100,4	35,3
Resorts and similar facilities for short breaks	1.637	1.138	1.256	110,4	76,7	3.296	2.672	2.830	105,9	85,9	1,2
Campsites and camping areas	20	24	15	62,5	75,0	41	33	25	75,8	61,0	0,0
Other accommodation	304	539	383	71,1	126,0	3.668	5.493	4.074	74,2	111,1	1,8
Foreign tourists	61.050	78.220	66.147	84,6	108,3	126.578	159.747	141.044	88,3	111,4	61,7
Hotels and similar accommodation	59.640	76.926	64.662	84,1	108,4	122.351	155.592	135.787	87,3	111,0	59,4
Resorts and similar facilities for short breaks	1.072	1.045	1.086	103,9	101,3	3.057	2.786	3.612	129,6	118,2	1,6
Campsites and camping areas	158	62	141	227,4	89,2	203	89	162	182,0	79,8	0,1
Other accommodation	180	187	258	138,0	143,3	967	1.280	1.483	115,9	153,4	0,6

* final data

¹⁾Classification of activities of Bosnia and Herzegovina (BiH) 2010

In December 2024, tourists in Bosnia and Herzegovina had 19,813 rooms, apartments, and camping sites available, which is an increase of 6.9% compared to December 2023. Additionally, 43,711 beds were available, representing a 7.5% increase compared to the same month in 2023. Within the "Hotels and similar accommodation" sector, a total of 18,367 rooms and apartments were available to tourists, which is 6.5% more than in December 2023, along with 39,233 beds, marking a 7.5% increase compared to the same month of the previous year.

Table 3: Tourist arrivals and overnight stays by arrival method

	Individually						Organized					
	Arrivals			Overnight stays			Arrivals			Overnight stays		
	XII 2023	XII 2024	Indices XII 2024 XII 2023	XII 2023	XII 2024	Indices XII 2024 XII 2023	XII 2023	XII 2024	Indices XII 2024 XII 2023	XII 2023	XII 2024	Indices XII 2024 XII 2023
TOTAL	92.840	96.455	103,9	178.259	182.755	102,5	18.400	18.230	99,1	35.677	45.868	128,6
Domestic tourists	44.676	42.887	96,0	77.453	75.027	96,9	5.514	5.651	102,5	9.905	12.552	126,7
Foreign tourists	48.164	53.568	111,2	100.806	107.728	106,9	12.886	12.579	97,6	25.772	33.316	129,3

*) final data

Table 4: Arrivals and overnight stays of foreign tourists by country of residence

	Arrivals					Overnights					XII 2024	
	XII 2023*	XI 2024	XII 2024	Indices XII 2024 XI 2024	Indices XII 2024 XII 2023	XII 2023*	XI 2024	XII 2024	Indices XII 2024 XI 2024	Indices XII 2024 XII 2023	Ovrnights structure %	Average number of overnights per check in
TOTAL	61.050	78.220	66.147	84,6	108,3	126.578	159.747	141.044	88,3	111,4	100,0	2,1
Albania	220	580	165	28,4	75,0	519	1.280	284	22,2	54,7	0,2	1,7
Austria	2.582	2.016	2.900	143,8	112,3	5.605	3.627	6.297	173,6	112,3	4,5	2,2
Belgium	161	454	261	57,5	162,1	365	868	553	63,7	151,5	0,4	2,1
Bulgaria	498	385	593	154,0	119,1	1.044	1.109	1.294	116,7	123,9	0,9	2,2
Montenegro	2.464	3.300	2.593	78,6	105,2	4.657	6.322	5.288	83,6	113,5	3,7	2,0
Czech Republic	154	331	256	77,3	166,2	346	746	709	95,0	204,9	0,5	2,8
Denmark	89	156	104	66,7	116,9	234	310	254	81,9	108,5	0,2	2,4
Estonia	5	20	16	80,0	320,0	13	52	36	69,2	276,9	0,0	2,3
Finland	32	93	28	30,1	87,5	71	267	63	23,6	88,7	0,0	2,3
France	420	495	613	123,8	146,0	962	1.009	1.831	181,5	190,3	1,3	3,0
Greece	102	439	112	25,5	109,8	381	1.184	269	22,7	70,6	0,2	2,4
Netherlands	446	934	499	53,4	111,9	933	2.074	1.202	58,0	128,8	0,9	2,4
Croatia	15.590	16.422	16.569	100,9	106,3	34.204	38.114	37.886	99,4	110,8	26,9	2,3
Ireland	71	185	162	87,6	228,2	151	468	300	64,1	198,7	0,2	1,9
Iceland	8	12	6	50,0	75,0	11	20	8	40,0	72,7	0,0	1,3
Italy	1.075	2.253	1.510	67,0	140,5	2.208	5.183	3.474	67,0	157,3	2,5	2,3
Cyprus	13	60	115	191,7	884,6	45	200	214	107,0	475,6	0,2	1,9
Latvia	4	48	25	52,1	625,0	5	123	43	35,0	860,0	0,0	1,7
Lithuania	25	83	24	28,9	96,0	56	204	66	32,4	117,9	0,0	2,8
Luxembourg	71	43	107	248,8	150,7	227	81	344	424,7	151,5	0,2	3,2
Hungary	542	437	609	139,4	112,4	997	773	992	128,3	99,5	0,7	1,6
Malta	25	10	9	90,0	36,0	39	13	30	230,8	76,9	0,0	3,3
Norway	99	208	97	46,6	98,0	167	549	204	37,2	122,2	0,1	2,1
Germany	2.178	2.400	2.718	113,3	124,8	4.929	5.127	6.517	127,1	132,2	4,6	2,4
Poland	280	628	586	93,3	209,3	664	1.360	1.157	85,1	174,2	0,8	2,0
Portugal	47	127	45	35,4	95,7	110	317	113	35,6	102,7	0,1	2,5
Romania	146	419	223	53,2	152,7	317	1.110	663	59,7	209,1	0,5	3,0
Russian Federation	624	1.016	670	65,9	107,4	1.185	2.091	1.227	58,7	103,5	0,9	1,8
North Macedonia	1.184	986	839	85,1	70,9	2.269	1.981	1.762	88,9	77,7	1,2	2,1
Slovakia	449	191	171	89,5	38,1	892	441	385	87,3	43,2	0,3	2,3
Slovenia	5.540	5.269	5.701	108,2	102,9	11.281	12.164	13.355	109,8	118,4	9,5	2,3

(continued on next page)

(continued)

	Arrivals					Overnights					XII 2024	
	XII 2023*	XI 2024	XII 2024	Indices XII 2024 XI 2024	Indices XII 2024 XII 2023	XII 2023*	XI 2024	XII 2024	Indices XII 2024 XI 2024	Indices XII 2024 XII 2023	Ovrnights structure %	Average number of overnights per check in
Serbia	9.761	10.077	9.672	96,0	99,1	17.495	18.833	18.194	96,6	104,0	12,9	1,9
Spain	244	591	197	33,3	80,7	774	1.511	446	29,5	57,6	0,3	2,3
Switzerland (including Liechtenstein)	894	511	1.076	210,6	120,4	1.948	955	2.343	245,3	120,3	1,7	2,2
Sweden	353	542	386	71,2	109,3	730	1.161	883	76,1	121,0	0,6	2,3
Turkey	4.494	9.933	5.362	54,0	119,3	8.916	17.162	9.835	57,3	110,3	7,0	1,8
United Kingdom	758	1.385	1.030	74,4	135,9	1.849	3.312	2.316	69,9	125,3	1,6	2,2
Ukraine	137	221	294	133,0	214,6	336	640	461	72,0	137,2	0,3	1,6
Other European countries	174	438	280	63,9	160,9	481	1.301	531	40,8	110,4	0,4	1,9
Egypt	29	51	65	127,5	224,1	109	209	294	140,7	269,7	0,2	4,5
South Africa	8	21	15	71,4	187,5	9	51	31	60,8	344,4	0,0	2,1
Other African countries	124	117	119	101,7	96,0	210	362	383	105,8	182,4	0,3	3,2
Canada	173	228	141	61,8	81,5	418	578	404	69,9	96,7	0,3	2,9
USA	920	1.763	730	41,4	79,3	2.231	4.705	2.092	44,5	93,8	1,5	2,9
Other Northern American countries	22	94	108	114,9	490,9	53	215	337	156,7	635,8	0,2	3,1
Brazil	52	197	75	38,1	144,2	241	422	144	34,1	59,8	0,1	1,9
Other Southern and Central American countries	100	546	152	27,8	152,0	220	887	270	30,4	122,7	0,2	1,8
Bahrain	36	32	17	53,1	47,2	95	88	70	79,5	73,7	0,0	4,1
India	123	160	149	93,1	121,1	292	358	369	103,1	126,4	0,3	2,5
Iran	16	18	19	105,6	118,8	37	34	69	202,9	186,5	0,0	3,6
Israel	26	59	49	83,1	188,5	68	97	66	68,0	97,1	0,0	1,3
Japan	53	145	81	55,9	152,8	98	228	145	63,6	148,0	0,1	1,8
Republic of Korea	323	494	256	51,8	79,3	353	1.158	302	26,1	85,6	0,2	1,2
Qatar	126	61	62	101,6	49,2	545	172	250	145,3	45,9	0,2	4,0
China	1.876	5.464	3.739	68,4	199,3	2.961	7.000	5.038	72,0	170,1	3,6	1,3
Kuwait	193	134	125	93,3	64,8	591	452	480	106,2	81,2	0,3	3,8
Malaysia	1.037	1.138	532	46,7	51,3	1.189	1.517	805	53,1	67,7	0,6	1,5
Oman	164	44	47	106,8	28,7	397	93	141	151,6	35,5	0,1	3,0
Saudi Arabia	420	692	355	51,3	84,5	926	1.444	898	62,2	97,0	0,6	2,5
United Arab Emirates	1.344	463	993	214,5	73,9	4.655	1.261	3.600	285,5	77,3	2,6	3,6
Other Asian countries	1.599	2.149	1.296	60,3	81,1	2.490	3.350	2.166	64,7	87,0	1,5	1,7
Australia	226	338	252	74,6	111,5	740	758	650	85,8	87,8	0,5	2,6
New Zealand	24	39	35	89,7	145,8	124	146	89	61,0	71,8	0,1	2,5
Other countries of Oceania	77	75	112	149,3	145,5	110	120	122	101,7	110,9	0,1	1,1

final data

1) Indices higher than 999

- no occurrence

METHODOLOGICAL EXPLANATIONS

The purpose of the statistical survey

The purpose of the statistical survey is to monitor the tourist activity realised in commercial accommodation establishments and to provide internationally comparable BiH's tourism statistics in accordance with current EU Regulations for the tourism statistics.

Observation units

Observation units are all business entities /legal units which are, by the main activity, registered in accommodation activity (division 55 - KD BiH 2010), persons as well as households that rent accommodation establishments to tourists. For the purpose of the survey, Classification of Activities in Bosnia and Herzegovina - KD BiH 2010 was used, and it is fully compliant with the European Classification of Economic Activities - NACE Rev. 2.

Coverage

Reporting units are all business entities (enterprises, craftsmen, cooperatives, institutions, associations etc.) and their constituent units that are registered according to KD BiH 2010 under section: 55.1 (hotels and similar accommodation), 55.2 (holiday and other short - stay accommodation), 55.3 (camps and camping grounds), 55.9 (other uncategorised accommodation), health care institutions in which person themselves bear the fee for medical rehabilitation or their stay; business entities that deal with the mediation of accommodation of guests in households, houses, camps, apartments and rooms which are directly rented by private persons/households. Survey covers the entire territory of Bosnia and Herzegovina.

Source and methods of data collection

Data on tourist's turnover (number of tourist arrivals and tourist nights) are collected from regular monthly report (TU-11 form). Reports are usually made based on reception records in guest books, entities and their parts engaged in organizing and arranging of tourists.

Data revision

Regular press releases on tourism are published in monthly dynamics and contain preliminary / first results until the final data are published.

The first regular revision of data implies that, when publishing data for the next month, the published data from the previous month (t-1) are revised in accordance with the information submitted by the reporting unit. The second regular revision of previously published data is the annual revision, which includes all changes in the data submitted after the first revision, in order to ensure the accuracy of the published data.

The press release clearly indicates what the data are, so that users of the statistics can interpret them correctly. If new statistical standards and concepts are introduced, changes in the research methodology are made, it is necessary to revise the data to ensure the consistency and comparability of data from previous historical series and new data series. Users will be informed about changes in data and reasons in an appropriate and transparent manner, in regular monthly press releases and other publications for the public, as well as on the website of the BiH Agency for Statistics (www.bhas.gov.ba).

DEFINITIONS

Tourism means the activity of visitors taking a trip to a main destination outside their usual environment for less than a year, for leisure, business or other personal purpose other than to be employed by a resident entity in the place visited.

Tourist is every person who, outside his place of permanent residence, spends one night in a hotel or some other accommodation facility for reasons of rest, recreation, health, study, sport, religion, family, business, public tasks or meeting.

Residence is a place where a person came with the intention of permanent stay. A tourist is registered in every place or establishment where he stays and, therefore, in case he/she changes the place or establishment, he/she must register again, which results in data ambiguity. Consequently, the statistics register the number of tourist arrivals and not the number of tourists.

A domestic tourist is a person with permanent residence in the BiH who spends at least one night in a hotel or some other accommodation establishment outside their place or residence.

Foreign tourist is every person with permanent residence outside in BiH who temporarily resides in BiH and who spends at least one night in a hotel or some other accommodation establishment.

Tourist arrivals refer to the number of persons (tourists) who arrived and registered their stay in an accommodation establishment.

Tourist nights refer to every registered overnight stay of a person (tourist) in an accommodation establishment.

Accommodation capacities are presented as the number of rooms, apartments and camping sites, and the number of permanent beds.

Permanent beds are those that are regularly ready-made for renting to guests.

Occupancy rate of permanent beds (net) in the reference period is obtained by dividing the total number of nights by the number of beds on offer and the number of days when the beds are available for use during the reference period. The data are expressed as a percentage.

Occupancy rate of bedrooms (net) in the reference period is obtained by dividing the total number of bedrooms used during the reference period by the number of bedrooms available for use during the reference period. The data is expressed as a percentage.

Organization of tourist arrivals represent the way of organising tourist arrangements. Depending on the way of organising, tourist arrangement can be individual or organised (travel agencies).

Symbols

- no occurrence

0.0 value not zero but less than 0.05

1) Indices greater than 999

Published by the Agency for Statistics of Bosnia and Herzegovina, 71000 Sarajevo, Zelenih beretki 26

Email: bhas@bhas.gov.ba | Website: www.bhas.gov.ba

Velimir Jukić, Assistant Director for Business Statistics

Vesna Čužić, Director

Press release prepared by: Azra Bander Demirović and Mirza Agić



Please consider the environment before printing this document.