



# FIRST RELEASE



You are required to specify a data source when allowed in your product or application.

YEAR XIX

SARAJEVO, 07.04.2025

NUMBER 2

## BUSINESS STATISTICS Tourism, February 2025

In Bosnia and Herzegovina, in February 2025, tourists recorded 98,473 visits, which is 1.0% less compared to January 2025 and 3.9% more compared to February 2024.

Tourists recorded 214,931 overnight stays, which is 8.3% less compared to January 2025 and 2.1% more compared to February 2024. Of the total number of overnight stays, domestic tourists accounted for 32.7%, while foreign tourists accounted for 67.3%.

The number of overnight stays by domestic tourists decreased by 7.8% compared to January 2025 and by 4.6% compared to February 2024. The number of overnight stays by foreign tourists decreased by 8.5% compared to January 2025 but increased by 5.8% compared to February 2024.

In February 2025, in the structure of foreign tourist overnight stays, the highest number was recorded by tourists from Croatia (34.1%), Serbia (17.6%), Slovenia (8.7%), Turkey (7.1%), and China (3.5%), accounting for 71.0% of the total number of overnight stays. Tourists from other countries accounted for 29.0% of overnight stays.

The net room occupancy rate in February 2025 was 23.7%, and the bed occupancy rate was 18.0%, while in February 2024, the room occupancy rate was 23.6% and the bed occupancy rate was 18.2%.

By type of accommodation, the highest number of overnight stays was recorded in the "Hotels and similar accommodation" category, with a 95.0% share.

**Graph 1: Tourist nights for the period February 2024. - February 2025.**

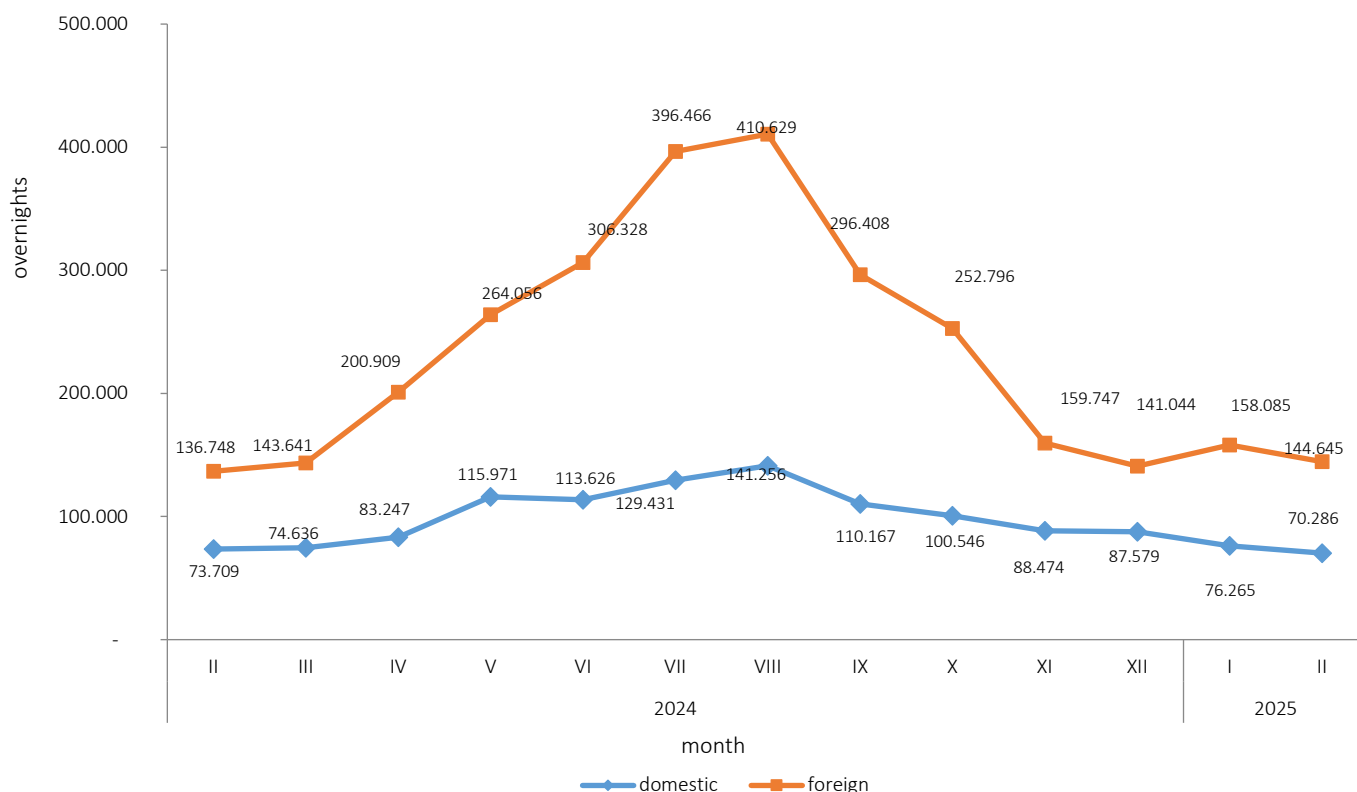
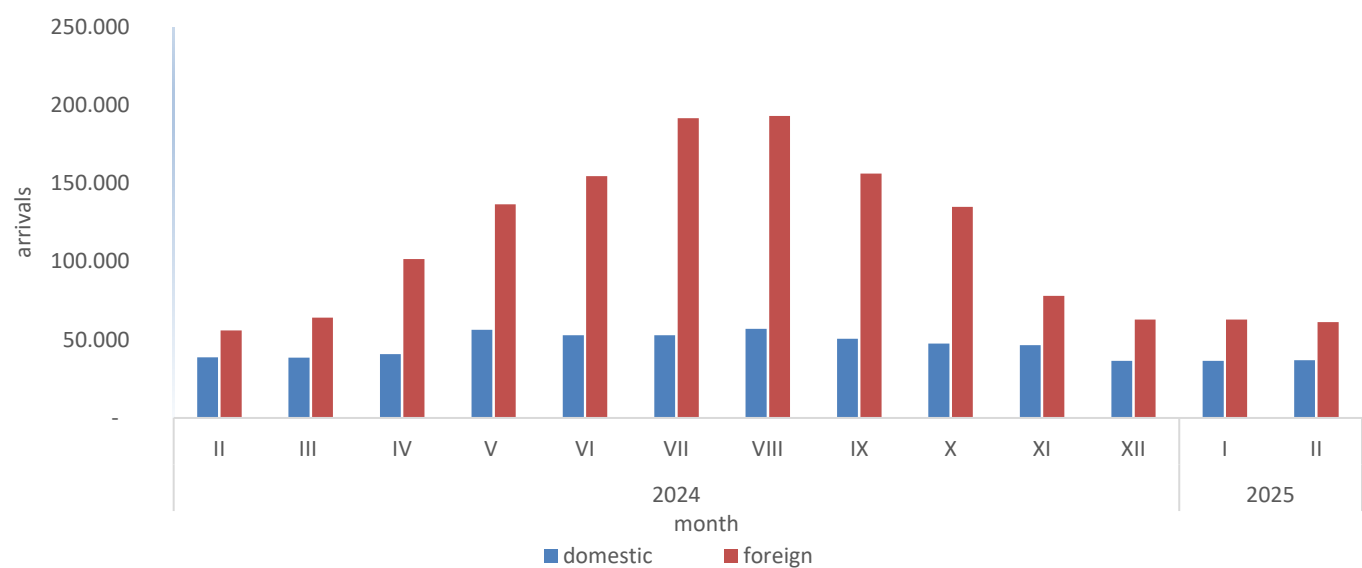


Table 1: Tourist arrivals and overnight stays

	Arrivals					Overnights					II 2025	
	II 2024*	I 2024	II 2025	Indicies II 2025 I 2025	Indicies II 2025 II 2024	II 2024*	I 2024	II 2025	Indicies II 2025 I 2025	Indicies II 2025 II 2024	Structure of overnights %	Average number of overnights per check- in
TOTAL	94,753	99,491	98,473	99.0	103.9	210,457	234,350	214,931	91.7	102.1	100.0	2.2
Domestic tourists	38,829	36,612	37,038	101.2	95.4	73,709	76,265	70,286	92.2	95.4	32.7	1.9
Foreign tourists	55,924	62,879	61,435	97.7	109.9	136,748	158,085	144,645	91.5	105.8	67.3	2.4

\*) final data

Graph 2: Tourist arrivals February 2024. - February 2025.



When it comes to the length of stay of foreign tourists in our country, tourists from Estonia ranked first with an average of 6.1 overnight stays, followed by tourists from Egypt with 5.4 overnight stays, New Zealand with 4.4 overnight stays, Iran with 4.1 overnight stays, Israel with 3.5 overnight stays, Ireland and South Korea with 3.2 overnight stays each, and Latvia and Luxembourg with 3.1 overnight stays each on average.

Graph 3: Arrivals and overnight stays of foreign tourists by country of residence, February 2025.

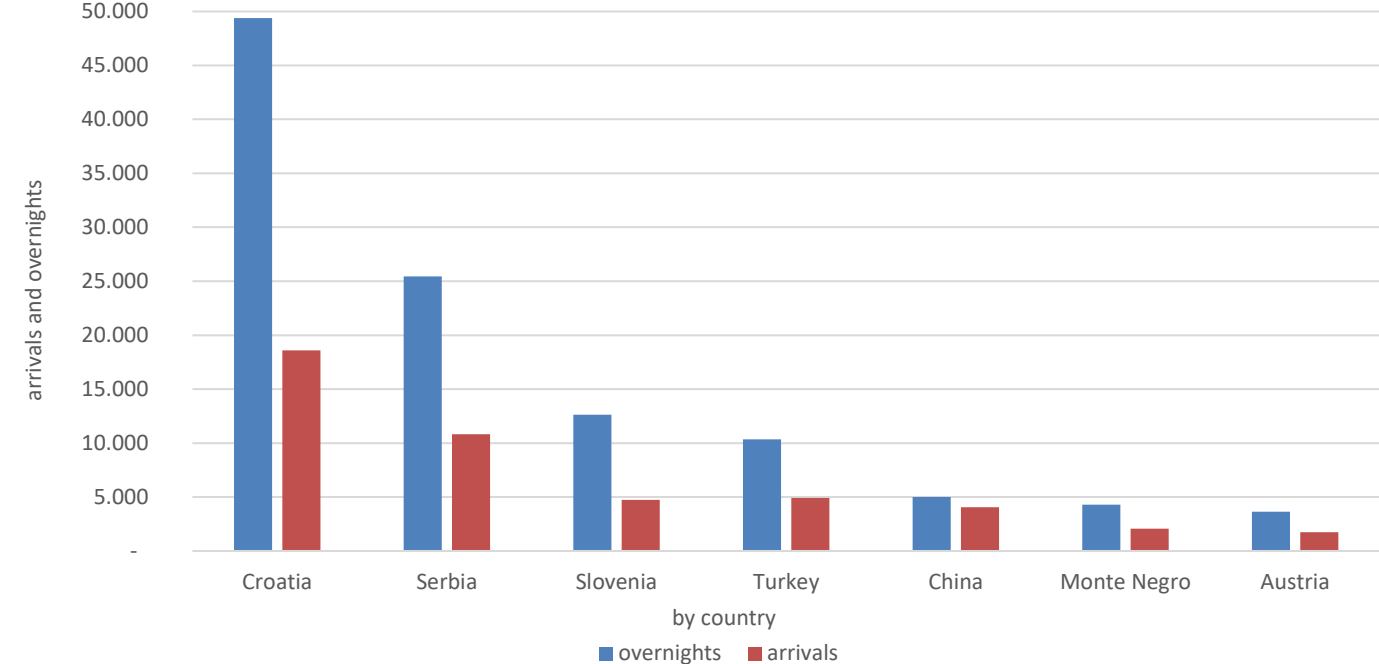


Table 2: Tourist arrivals and overnight stays according to KD BiH <sup>1)</sup>

	Arrivals					Overnight stays					II 2025
	II 2024*	I 2025	II 2025	Indices II 2025 I 2025	Indices II 2025 II 2024	II 2024*	I 2025	II 2025	Indices II 2025 I 2025	Indices II 2025 II 2024	The structure of overnights in %
<b>TOTAL</b>	<b>94,753</b>	<b>99,491</b>	<b>98,473</b>	<b>99.0</b>	<b>103.9</b>	<b>210,457</b>	<b>234,350</b>	<b>214,931</b>	<b>91.7</b>	<b>102.1</b>	<b>100.0</b>
Hotels and similar accommodation	92,233	96,922	96,049	99.1	104.1	200,350	224,480	204,270	91.0	102.0	95.0
Resorts and similar facilities for short breaks	1,901	1,926	1,806	93.8	95.0	4,778	4,495	5,055	112.5	105.8	2.4
Campsites and camping areas	39	112	42	37.5	107.7	59	150	71	47.3	120.3	0.03
Other accommodation	580	531	576	108.5	99.3	5,270	5,225	5,535	105.9	105.0	2.6
<b>Domestic tourists</b>	<b>38,829</b>	<b>36,612</b>	<b>37,038</b>	<b>101.2</b>	<b>95.4</b>	<b>73,709</b>	<b>76,265</b>	<b>70,286</b>	<b>92.2</b>	<b>95.4</b>	<b>32.7</b>
Hotels and similar accommodation	37,305	35,096	35,723	101.8	95.8	67,210	70,604	64,310	91.1	95.7	29.9
Resorts and similar facilities for short breaks	1,113	1,134	947	83.5	85.1	2,605	2,189	2,339	106.9	89.8	1.1
Campsites and camping areas	15	5	18	360.0	120.0	21	7	27	385.7	128.6	0.01
Other accommodation	396	377	350	92.8	88.4	3,873	3,465	3,610	104.2	93.2	1.7
<b>Foreign tourists</b>	<b>55,924</b>	<b>62,879</b>	<b>61,435</b>	<b>97.7</b>	<b>109.9</b>	<b>136,748</b>	<b>158,085</b>	<b>144,645</b>	<b>91.5</b>	<b>105.8</b>	<b>67.3</b>
Hotels and similar accommodation	54,928	61,826	60,326	97.6	109.8	133,140	153,876	139,960	91.0	105.1	65.1
Resorts and similar facilities for short breaks	788	792	859	108.5	109.0	2,173	2,306	2,716	117.8	125.0	1.3
Campsites and camping areas	24	107	24	22.4	100.0	38	143	44	30.8	115.8	0.02
Other accommodation	184	154	226	146.8	122.8	1,397	1,760	1,925	109.4	137.8	0.9

\* final data

<sup>1)</sup>Classification of activities of Bosnia and Herzegovina (BiH) 2010

In February 2025, tourists in Bosnia and Herzegovina had access to 19,824 rooms, apartments, and camping spots, which is a 2.5% increase compared to February 2024. Additionally, 45,198 available beds were offered, representing a 6.8% increase compared to the same month in 2024. In the "Hotels and similar accommodations" category, a total of 18,304 rooms and apartments were available to tourists, marking a 1.7% increase compared to February 2024, and 40,443 beds, which is a 6.3% increase compared to the same month last year.

Table 3: Tourist arrivals and overnight stays by arrival method

	Individually						Organized					
	Arrivals			Overnight stays			Arrivals			Overnight stays		
	II 2024	II 2025	Indices II 2025 II 2024	II 2024	II 2025	Indices II 2025 II 2024	II 2024	II 2025	Indices II 2025 II 2024	II 2024	II 2025	Indices II 2025 II 2024
<b>TOTAL</b>	<b>78,760</b>	<b>80,616</b>	<b>102.4</b>	<b>163,000</b>	<b>167,225</b>	<b>102.6</b>	<b>15,993</b>	<b>17,857</b>	<b>111.7</b>	<b>47,457</b>	<b>47,706</b>	<b>100.5</b>
<b>Domestic tourists</b>	<b>34,528</b>	<b>32,202</b>	<b>93.3</b>	<b>63,069</b>	<b>60,354</b>	<b>95.7</b>	<b>4,301</b>	<b>4,836</b>	<b>112.4</b>	<b>10,640</b>	<b>9,932</b>	<b>93.3</b>
<b>Foreign tourists</b>	<b>44,232</b>	<b>48,414</b>	<b>109.5</b>	<b>99,931</b>	<b>106,871</b>	<b>106.9</b>	<b>11,692</b>	<b>13,021</b>	<b>111.4</b>	<b>36,817</b>	<b>37,774</b>	<b>102.6</b>

\*) final data

Table 4: Arrivals and overnight stays of foreign tourists by country of residence

	Arrivals					Overnights					II 2025	
	II 2024*	I 2025	II 2025	Indices II 2025 I 2025	Indices II 2025 II 2024	II 2024*	I 2025	II 2025	Indices II 2025 I 2025	Indices II 2025 II 2024	Ovrnights structure %	Average number of overnights per check in
TOTAL	55,924	62,879	61,435	97.7	109.9	136,748	158,085	144,645	91.5	105.8	100.0	2.4
Albania	142	205	187	91.2	131.7	472	345	331	95.9	70.1	0.2	1.8
Austria	1,510	1,388	1,747	125.9	115.7	3,257	3,326	3,634	109.3	111.6	2.5	2.1
Belgium	153	114	201	176.3	131.4	437	279	497	178.1	113.7	0.3	2.5
Bulgaria	209	312	223	71.5	106.7	371	791	641	81.0	172.8	0.4	2.9
Montenegro	1,607	3,569	2,080	58.3	129.4	3,613	9,415	4,302	45.7	119.1	3.0	2.1
Czech Republic	202	192	198	103.1	98.0	454	414	458	110.6	100.9	0.3	2.3
Denmark	102	94	89	94.7	87.3	252	236	218	92.4	86.5	0.2	2.4
Estonia	19	17	35	205.9	184.2	35	44	215	488.6	614.3	0.1	6.1
Finland	39	47	47	100.0	120.5	107	114	97	85.1	90.7	0.1	2.1
France	403	329	354	107.6	87.8	902	737	921	125.0	102.1	0.6	2.6
Greece	137	85	141	165.9	102.9	464	244	252	103.3	54.3	0.2	1.8
Netherlands	443	360	573	159.2	129.3	1,201	858	1,634	190.4	136.1	1.1	2.9
Croatia	16,850	19,207	18,602	96.9	110.4	44,617	53,375	49,375	92.5	110.7	34.1	2.7
Ireland	84	68	66	97.1	78.6	215	210	214	101.9	99.5	0.1	3.2
Iceland	12	4	6	150.0	50.0	25	17	6	35.3	24.0	0.0	1.0
Italy	954	1,248	1,470	117.8	154.1	2,352	3,332	3,115	93.5	132.4	2.2	2.1
Cyprus	17	23	55	239.1	323.5	50	87	118	135.6	236.0	0.1	2.1
Latvia	16	38	386	1)	1)	39	76	504	663.2	1)	0.3	1.3
Lithuania	26	26	25	96.2	96.2	81	78	77	98.7	95.1	0.1	3.1
Luxembourg	21	45	80	177.8	381.0	67	155	244	157.4	364.2	0.2	3.1
Hungary	448	355	536	151.0	119.6	839	741	1,579	213.1	188.2	1.1	2.9
Malta	9	2	5	250.0	55.6	21	8	9	112.5	42.9	0.0	1.8
Norway	78	155	137	88.4	175.6	158	306	390	127.5	246.8	0.3	2.8
Germany	1,700	1,770	1,634	92.3	96.1	3,873	4,298	3,548	82.6	91.6	2.5	2.2
Poland	380	386	382	99.0	100.5	1,009	830	697	84.0	69.1	0.5	1.8
Portugal	51	44	86	195.5	168.6	86	112	206	183.9	239.5	0.1	2.4
Romania	294	224	319	142.4	108.5	1,042	822	833	101.3	79.9	0.6	2.6
Russian Federation	624	732	586	80.1	93.9	1,155	1,434	1,422	99.2	123.1	1.0	2.4
North Macedonia	556	536	575	107.3	103.4	1,062	1,179	1,059	89.8	99.7	0.7	1.8
Slovakia	167	129	172	133.3	103.0	400	295	339	114.9	84.8	0.2	2.0
Slovenia	4,309	3,377	4,723	139.9	109.6	11,285	9,033	12,620	139.7	111.8	8.7	2.7

(continued on next page)

(continued)

	Arrivals					Overnights					II 2025	
	II 2024*	I 2025	II 2025	Indices II 2025 I 2025	Indices II 2025 II 2024	II 2024*	I 2025	II 2025	Indices II 2025 I 2025	Indices II 2025 II 2024	Ovrnights structure %	Average number of overnights per check in
Serbia	11,747	10,486	10,819	103.2	92.1	28,899	29,670	25,457	85.8	88.1	17.6	2.4
Spain	130	139	211	151.8	162.3	237	367	393	107.1	165.8	0.3	1.9
Switzerland (including Liechtenstein)	492	465	558	120.0	113.4	1,165	1,211	1,487	122.8	127.6	1.0	2.7
Sweden	373	523	355	67.9	95.2	869	1,018	798	78.4	91.8	0.6	2.2
Turkey	3,494	7,587	4,927	64.9	141.0	6,624	15,808	10,330	65.3	155.9	7.1	2.1
United Kingdom	1,128	570	1,106	194.0	98.0	3,744	1,431	2,880	201.3	76.9	2.0	2.6
Ukraine	117	116	182	156.9	155.6	304	269	409	152.0	134.5	0.3	2.2
Other European countries	139	200	152	76.0	109.4	360	408	316	77.5	87.8	0.2	2.1
Egypt	50	24	28	116.7	56.0	124	100	150	150.0	121.0	0.1	5.4
South Africa	14	9	26	288.9	185.7	29	15	53	353.3	182.8	0.0	2.0
Other African countries	111	68	64	94.1	57.7	444	172	168	97.7	37.8	0.1	2.6
Canada	136	111	135	121.6	99.3	433	277	308	111.2	71.1	0.2	2.3
USA	846	791	778	98.4	92.0	2,170	2,120	1,859	87.7	85.7	1.3	2.4
Other Northern American countries	8	56	46	82.1	575.0	25	143	93	65.0	372.0	0.1	2.0
Brazil	62	75	91	121.3	146.8	159	154	274	177.9	172.3	0.2	3.0
Other Southern and Central American countries	65	176	184	104.5	283.1	175	310	438	141.3	250.3	0.3	2.4
Bahrain	30	15	28	186.7	93.3	107	35	56	160.0	52.3	0.0	2.0
India	65	48	93	193.8	143.1	150	107	162	151.4	108.0	0.1	1.7
Iran	50	6	10	166.7	20.0	284	8	41	512.5	14.4	0.0	4.1
Israel	26	18	72	400.0	276.9	51	33	252	763.6	494.1	0.2	3.5
Japan	77	45	79	175.6	102.6	119	70	153	218.6	128.6	0.1	1.9
Republic of Korea	54	161	80	49.7	148.1	138	195	256	131.3	185.5	0.2	3.2
Qatar	50	39	42	107.7	84.0	174	146	112	76.7	64.4	0.1	2.7
China	2,040	3,948	4,054	102.7	198.7	3,068	5,114	5,015	98.1	163.5	3.5	1.2
Kuwait	214	231	170	73.6	79.4	626	896	475	53.0	75.9	0.3	2.8
Malaysia	1,033	451	235	52.1	22.7	1,203	633	338	53.4	28.1	0.2	1.4
Oman	69	22	23	104.5	33.3	225	53	54	101.9	24.0	0.0	2.3
Saudi Arabia	329	250	303	121.2	92.1	1,005	792	721	91.0	71.7	0.5	2.4
United Arab Emirates	420	395	295	74.7	70.2	1,290	1,407	778	55.3	60.3	0.5	2.6
Other Asian countries	855	476	426	89.5	49.8	1,937	995	871	87.5	45.0	0.6	2.0
Australia	105	265	88	33.2	83.8	462	828	237	28.6	51.3	0.2	2.7
New Zealand	15	18	19	105.6	126.7	163	81	83	102.5	50.9	0.1	4.4
Other countries of Oceania	18	14	36	257.1	200.0	44	28	73	260.7	165.9	0.1	2.0

final data

¹) Indices higher than 999

- no occurrence

## METHODOLOGICAL EXPLANATIONS

### The purpose of the statistical survey

The purpose of the statistical survey is to monitor the tourist activity realised in commercial accommodation establishments and to provide internationally comparable BiH's tourism statistics in accordance with current EU Regulations for the tourism statistics.

### Observation units

Observation units are all business entities /legal units which are, by the main activity, registered in accommodation activity (division 55 - KD BiH 2010), persons as well as households that rent accommodation establishments to tourists. For the purpose of the survey, Classification of Activities in Bosnia and Herzegovina - KD BiH 2010 was used, and it is fully compliant with the European Classification of Economic Activities - NACE Rev. 2.

### Coverage

Reporting units are all business entities (enterprises, craftsmen, cooperatives, institutions, associations etc.) and their constituent units that are registered according to KD BiH 2010 under section: 55.1 (hotels and similar accommodation), 55.2 (holiday and other short - stay accommodation), 55.3 (camps and camping grounds), 55.9 (other uncategorised accommodation), health care institutions in which person themselves bear the fee for medical rehabilitation or their stay; business entities that deal with the mediation of accommodation of guests in households, houses, camps, apartments and rooms which are directly rented by private persons/households. Survey covers the entire territory of Bosnia and Herzegovina.

### Source and methods of data collection

Data on tourist's turnover (number of tourist arrivals and tourist nights) are collected from regular monthly report (TU-11 form). Reports are usually made based on reception records in guest books, entities and their parts engaged in organizing and arranging of tourists.

### Data revision

Regular press releases on tourism are published in monthly dynamics and contain preliminary / first results until the final data are published.

The first regular revision of data implies that, when publishing data for the next month, the published data from the previous month (t-1) are revised in accordance with the information submitted by the reporting unit. The second regular revision of previously published data is the annual revision, which includes all changes in the data submitted after the first revision, in order to ensure the accuracy of the published data.

The press release clearly indicates what the data are, so that users of the statistics can interpret them correctly. If new statistical standards and concepts are introduced, changes in the research methodology are made, it is necessary to revise the data to ensure the consistency and comparability of data from previous historical series and new data series. Users will be informed about changes in data and reasons in an appropriate and transparent manner, in regular monthly press releases and other publications for the public, as well as on the website of the BiH Agency for Statistics ([www.bhas.gov.ba](http://www.bhas.gov.ba)).

## DEFINITIONS

**Tourism** means the activity of visitors taking a trip to a main destination outside their usual environment for less than a year, for leisure, business or other personal purpose other than to be employed by a resident entity in the place visited.

**Tourist** is every person who, outside his place of permanent residence, spends one night in a hotel or some other accommodation facility for reasons of rest, recreation, health, study, sport, religion, family, business, public tasks or meeting.

**Residence** is a place where a person came with the intention of permanent stay. A tourist is registered in every place or establishment where he stays and, therefore, in case he/she changes the place or establishment, he/she must register again, which results in data ambiguity. Consequently, the statistics register the number of tourist arrivals and not the number of tourists.

**A domestic tourist** is a person with permanent residence in the BiH who spends at least one night in a hotel or some other accommodation establishment outside their place or residence.

**Foreign tourist** is every person with permanent residence outside in BiH who temporarily resides in BiH and who spends at least one night in a hotel or some other accommodation establishment.

**Tourist arrivals** refer to the number of persons (tourists) who arrived and registered their stay in an accommodation establishment.

**Tourist nights** refer to every registered overnight stay of a person (tourist) in an accommodation establishment.

**Accommodation capacities** are presented as the number of rooms, apartments and camping sites, and the number of permanent beds.

**Permanent beds** are those that are regularly ready-made for renting to guests.

**Occupancy rate of permanent beds (net)** in the reference period is obtained by dividing the total number of nights by the number of beds on offer and the number of days when the beds are available for use during the reference period. The data are expressed as a percentage.

**Occupancy rate of bedrooms (net)** in the reference period is obtained by dividing the total number of bedrooms used during the reference period by the number of bedrooms available for use during the reference period. The data is expressed as a percentage.

**Organization of tourist arrivals** represent the way of organising tourist arrangements. Depending on the way of organising, tourist arrangement can be individual or organised (travel agencies).

#### **Symbols**

- no occurrence

0.0 value not zero but less than 0.05

1) Indices greater than 999

Published by the Agency for Statistics of Bosnia and Herzegovina, 71000 Sarajevo, Zelenih beretki 26

Email: [bhas@bhas.gov.ba](mailto:bhas@bhas.gov.ba) | Website: [www.bhas.gov.ba](http://www.bhas.gov.ba)

Velimir Jukić, Assistant Director for Business Statistics

Vesna Ćužić, Director

Press release prepared by: Azra Bander Demirović and Mirza Agić



Razmislite o očuvanju okoliša prije štampanja dokumenta.