



FIRST RELEASE



You are required to specify a data source when allowed in your product or application.

YEAR XIX

SARAJEVO, 05.06.2025

NUMBER 4

BUSINESS STATISTICS

Tourism, April 2025

In April 2025, tourists in Bosnia and Herzegovina recorded 155,699 arrivals, which is an increase of 60.7% compared to March 2025 and 9.2% more than in April 2024.

Tourists achieved 321,791 overnight stays, which is 56.1% more than in March 2025 and 13.2% more than in April 2024. Of the total number of overnight stays, 28.1% were by domestic tourists, while 71.9% were by foreign tourists.

The number of overnight stays by domestic tourists increased by 42.4% compared to March 2025 and by 8.6% compared to April 2024. The number of overnight stays by foreign tourists increased by 62.3% compared to March 2025 and by 15.2% compared to April 2024.

In April 2025, among foreign tourists, the highest number of overnight stays was recorded by tourists from Croatia (13.3%), Serbia (10.4%), Turkey (9.6%), Slovenia (8.0%), Germany (5.2%), Italy (4.5%), and China (3.9%), which together accounted for 54.9% of the total overnight stays. Tourists from other countries accounted for the remaining 45.1%.

In April 2025, a total of 21,284 rooms, apartments, and camping places were available to tourists in Bosnia and Herzegovina, which is an increase of 2.6% compared to April 2024. A total 47,537 beds were available, representing a 6.1% increase compared to the same month in 2024.

Graph 1: Tourist nights for the period April 2024. - April 2025.

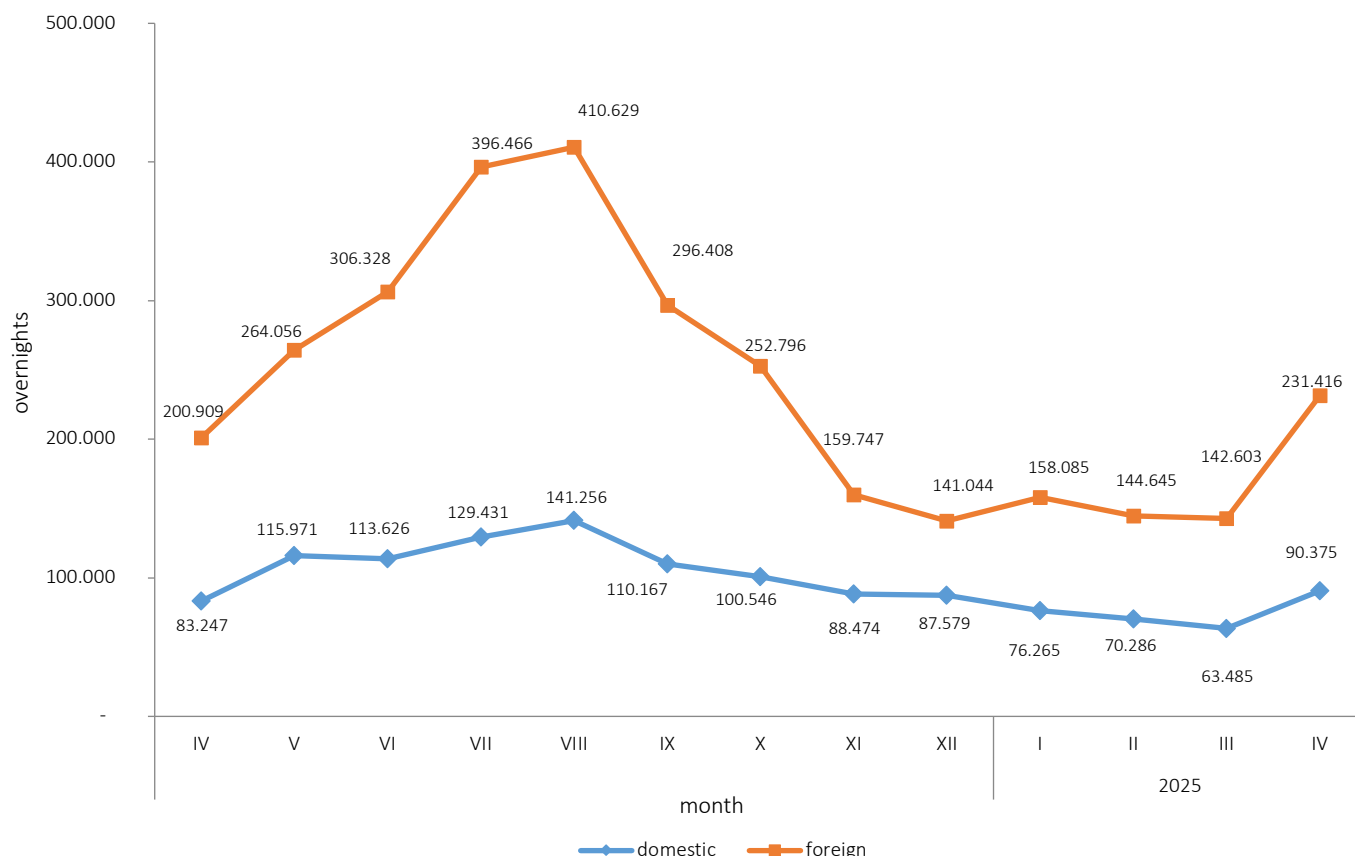
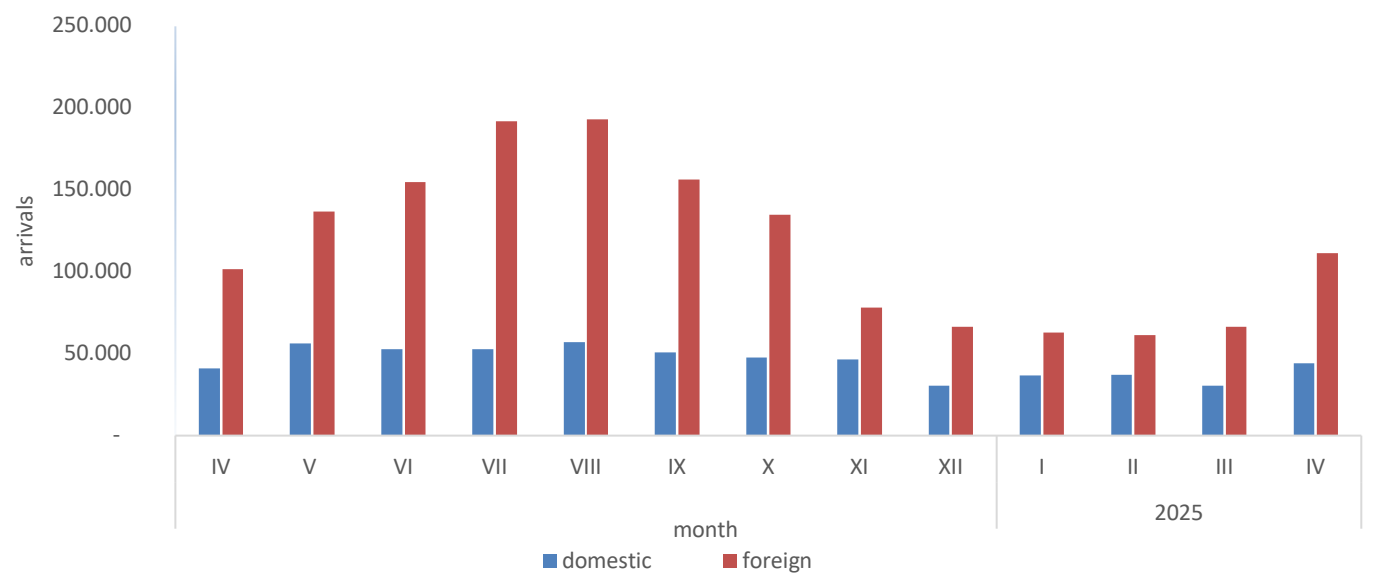


Table 1: Tourist arrivals and overnight stays

	Arrivals					Overnights					IV 2025	
	IV 2024*	III 2025	IV 2025	Indicies IV 2025 III 2025	Indicies IV 2025 IV 2024	IV 2024*	III 2025	IV 2025	Indicies IV 2025 III 2025	Indicies IV 2025 IV 2024	Structure of overnights %	Average number of overnights per check- in
TOTAL	142,617	96,896	155,699	160.7	109.2	284,156	206,088	321,791	156.1	113.2	100.0	2.1
Domestic tourists	40,876	30,425	44,242	145.4	108.2	83,247	63,485	90,375	142.4	108.6	28.1	2.0
Foreign tourists	101,741	66,471	111,457	167.7	109.5	200,909	142,603	231,416	162.3	115.2	71.9	2.1

*) final data

Graph 2: Tourist arrivals April 2024. - April 2025.



Regarding the length of stay of foreign tourists in our country, tourists from Iceland ranked first with an average of 6.8 overnight stays, followed by those from Qatar with 4.5, Ireland with 4.4, New Zealand and Egypt with 4.1 each, the United Arab Emirates with 3.8, Norway with 3.7, Bahrain with 3.6, and Kuwait with an average of 3.5 overnight stays.

Graph 3: Arrivals and overnight stays of foreign tourists by country of residence, April 2025.

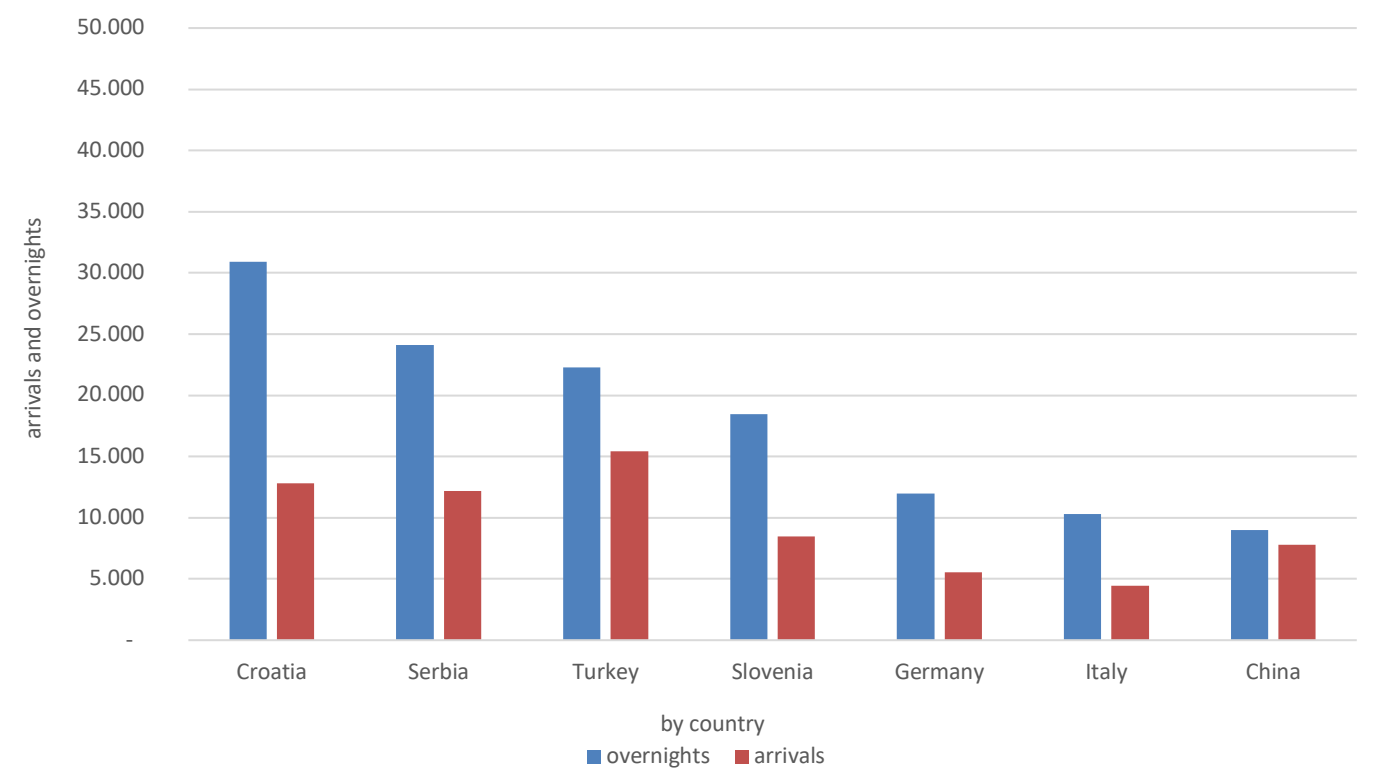


Table 2: Tourist arrivals and overnight stays according to KD BiH ¹⁾

	Arrivals					Overnight stays					IV 2025
	IV 2024*	III 2025	IV 2025	Indicies IV 2025 III 2025	Indicies IV 2025 IV 2024	IV 2024*	III 2025	IV 2025	Indicies IV 2025 III 2025	Indicies IV 2025 IV 2024	The structure of overnights in %
TOTAL	142,617	96,896	155,699	160.7	109.2	284,156	206,088	321,791	156.1	113.2	100.0
Hotels and similar accommodation	138,411	94,309	151,158	160.3	109.2	269,557	193,458	303,880	157.1	112.7	94.4
Resorts and similar facilities for short breaks	3,230	1,771	3,291	185.8	101.9	7,538	5,575	10,210	183.1	135.4	3.2
Campsites and camping areas	335	143	426	297.9	127.2	469	146	695	476.0	148.2	0.2
Other accommodation	641	673	824	122.4	128.5	6,592	6,909	7,006	101.4	106.3	2.2
Domestic tourists	40,876	30,425	44,242	145.4	108.2	83,247	63,485	90,375	142.4	108.6	28.1
Hotels and similar accommodation	38,799	29,124	42,513	146.0	109.6	74,818	56,527	82,262	145.5	109.9	25.6
Resorts and similar facilities for short breaks	1,566	779	1,048	134.5	66.9	3,321	1,866	2,614	140.1	78.7	0.8
Campsites and camping areas	37	14	85	607.1	229.7	37	14	104	742.9	281.1	0.03
Other accommodation	474	508	596	117.3	125.7	5,071	5,078	5,395	106.2	106.4	1.7
Foreign tourists	101,741	66,471	111,457	167.7	109.5	200,909	142,603	231,416	162.3	115.2	71.9
Hotels and similar accommodation	99,612	65,185	108,645	166.7	109.1	194,739	136,931	221,618	161.8	113.8	68.9
Resorts and similar facilities for short breaks	1,664	992	2,243	226.1	134.8	4,217	3,709	7,596	204.8	180.1	2.4
Campsites and camping areas	298	129	341	264.3	114.4	432	132	591	447.7	136.8	0.2
Other accommodation	167	165	228	138.2	136.5	1,521	1,831	1,611	88.0	105.9	0.5

* final data

¹⁾Classification of activities of Bosnia and Herzegovina (BiH) 2010

Within the "Hotels and similar accommodation" category a total of 19,397 rooms and apartments were available to tourists, which is an increase of 1.4% compared to April 2024, and 41,946 beds, representing a 5.5% increase compared to the same month of the previous year. The room occupancy rate in April 2025 was 32.3%, while the bed occupancy rate was 24.2%. In comparison, in April 2024, the room occupancy rate was 30.9%, and the bed occupancy rate was 22.7%. By type of accommodation facility, the highest number of overnight stays was recorded in the "Hotels and similar accommodation" category, accounting for 94.4% of all overnight stays.

Table 3: Tourist arrivals and overnight stays by arrival method

	Individually						Organized					
	Arrivals			Overnight stays			Arrivals			Overnight stays		
	IV 2024	IV 2025	Indicies IV 2025 IV 2024	IV 2024	IV 2025	Indicies IV 2025 IV 2024	IV 2024	IV 2025	Indicies IV 2025 IV 2024	IV 2024	IV 2025	Indicies IV 2025 IV 2024
TOTAL	100,260	112,365	112.1	192,183	226,929	118.1	42,357	43,334	102.3	91,973	94,862	103.1
Domestic tourists	33,718	37,844	112.2	63,690	76,102	119.5	7,158	6,398	89.4	19,557	14,273	73.0
Foreign tourists	66,542	74,521	112.0	128,493	150,827	117.4	35,199	36,936	104.9	72,416	80,589	111.3

*) final data

Table 4: Arrivals and overnight stays of foreign tourists by country of residence

	Arrivals					Overnights					IV 2025	
	IV 2024*	III 2024	IV 2025	Indicies IV 2025 III 2025	Indicies IV 2025 IV 2024	IV 2024*	III 2024	IV 2025	Indicies IV 2025 III 2025	Indicies IV 2025 IV 2024	Ovrnights structure %	Avergae number of overnights per check in
TOTAL	101,741	66,471	111,457	167.7	109.5	200,909	142,603	231,416	162.3	115.2	100.0	2.1
Albania	229	287	227	79.1	99.1	521	487	538	110.5	103.3	0.2	2.4
Austria	2,436	1,678	3,785	225.6	155.4	4,374	2,857	6,861	240.1	156.9	3.0	1.8
Belgium	505	153	581	379.7	115.0	1,387	377	1,378	365.5	99.4	0.6	2.4
Bulgaria	1,271	524	1,018	194.3	80.1	2,585	917	2,355	256.8	91.1	1.0	2.3
Montenegro	2,836	2,356	2,811	119.3	99.1	5,492	4,937	5,500	111.4	100.1	2.4	2.0
Czech Republic	428	242	693	286.4	161.9	896	489	1,692	346.0	188.8	0.7	2.4
Denmark	285	252	496	196.8	174.0	840	638	1,450	227.3	172.6	0.6	2.9
Estonia	35	42	26	61.9	74.3	100	104	67	64.4	67.0	0.0	2.6
Finland	262	81	176	217.3	67.2	468	216	594	275.0	126.9	0.3	3.4
France	1,534	421	1,482	352.0	96.6	3,585	874	4,227	483.6	117.9	1.8	2.9
Greece	249	276	463	167.8	185.9	576	526	824	156.7	143.1	0.4	1.8
Netherlands	1,190	382	1,581	413.9	132.9	3,014	859	3,792	441.4	125.8	1.6	2.4
Croatia	13,916	15,128	12,837	84.9	92.2	33,289	37,677	30,889	82.0	92.8	13.3	2.4
Ireland	338	151	465	307.9	137.6	1,126	358	2,052	573.2	182.2	0.9	4.4
Iceland	4	35	42	120.0	1)	12	108	285	263.9	1)	0.1	6.8
Italy	3,486	2,569	4,450	173.2	127.7	7,994	6,245	10,299	164.9	128.8	4.5	2.3
Cyprus	64	68	46	67.6	71.9	75	208	133	63.9	177.3	0.1	2.9
Latvia	77	14	94	671.4	122.1	176	24	207	862.5	117.6	0.1	2.2
Lithuania	52	52	128	246.2	246.2	106	111	184	165.8	173.6	0.1	1.4
Luxembourg	65	23	106	460.9	163.1	159	31	266	858.1	167.3	0.1	2.5
Hungary	1,603	618	1,496	242.1	93.3	2,662	994	3,004	302.2	112.8	1.3	2.0
Malta	18	12	110	916.7	611.1	59	21	201	957.1	340.7	0.1	1.8
Norway	245	283	426	150.5	173.9	611	837	1,559	186.3	255.2	0.7	3.7
Germany	3,987	1,922	5,535	288.0	138.8	8,124	4,216	11,980	284.2	147.5	5.2	2.2
Poland	1,683	475	1,919	404.0	114.0	3,037	1,137	4,474	393.5	147.3	1.9	2.3
Portugal	206	97	175	180.4	85.0	357	183	309	168.9	86.6	0.1	1.8
Romania	636	344	839	243.9	131.9	1,717	832	2,063	248.0	120.2	0.9	2.5
Russian Federation	852	754	1,085	143.9	127.3	1,408	1,382	2,054	148.6	145.9	0.9	1.9
North Macedonia	1,087	792	1,518	191.7	139.7	2,230	1,577	2,810	178.2	126.0	1.2	1.9
Slovakia	300	219	636	290.4	212.0	570	527	1,608	305.1	282.1	0.7	2.5
Slovenia	8,079	4,349	8,475	194.9	104.9	16,285	12,627	18,484	146.4	113.5	8.0	2.2

(continued on next page)

(continued)

	Arrivals					Overnights					IV 2025	
	IV 2024*	III 2024	IV 2025	Indicies IV 2025 III 2025	Indicies IV 2025 IV 2024	IV 2024*	III 2024	IV 2025	Indicies IV 2025 III 2025	Indicies IV 2025 IV 2024	Ovrnights structure %	Avergae number of overnights per check in
Serbia	14,687	10,325	12,171	117.9	82.9	28,750	20,665	24,126	116.7	83.9	10.4	2.0
Spain	586	313	1,820	581.5	310.6	1,261	815	4,117	505.2	326.5	1.8	2.3
Switzerland (including Liechtenstein)	1,175	421	1,408	334.4	119.8	2,481	862	3,172	368.0	127.9	1.4	2.3
Sweden	667	546	1,267	232.1	190.0	1,771	1,501	3,192	212.7	180.2	1.4	2.5
Turkey	16,641	6,765	15,423	228.0	92.7	22,853	11,109	22,282	200.6	97.5	9.6	1.4
United Kingdom	1,467	1,338	2,533	189.3	172.7	3,720	3,578	6,325	176.8	170.0	2.7	2.5
Ukraine	322	156	277	177.6	86.0	1,074	344	784	227.9	73.0	0.3	2.8
Other European countries	205	191	477	249.7	232.7	498	322	1,363	423.3	273.7	0.6	2.9
Egypt	66	39	70	179.5	106.1	216	146	284	194.5	131.5	0.1	4.1
South Africa	12	12	36	300.0	300.0	19	32	107	334.4	563.2	0.0	3.0
Other African countries	147	51	188	368.6	127.9	424	200	608	304.0	143.4	0.3	3.2
Canada	347	261	469	179.7	135.2	768	540	1,000	185.2	130.2	0.4	2.1
USA	3,047	1,813	3,309	182.5	108.6	7,630	4,829	7,932	164.3	104.0	3.4	2.4
Other Northern American countries	177	212	280	132.1	158.2	329	442	613	138.7	186.3	0.3	2.2
Brazil	506	156	266	170.5	52.6	848	358	514	143.6	60.6	0.2	1.9
Other Southern and Central American countries	453	313	649	207.3	143.3	861	1,095	1,399	127.8	162.5	0.6	2.2
Bahrain	89	7	20	285.7	22.5	146	16	71	443.8	48.6	0.0	3.6
India	451	200	373	186.5	82.7	849	411	663	161.3	78.1	0.3	1.8
Iran	18	14	21	150.0	116.7	40	28	66	235.7	165.0	0.0	3.1
Israel	160	188	1,534	816.0	958.8	476	276	3,497	¹⁾	734.7	1.5	2.3
Japan	141	183	290	158.5	205.7	236	360	430	119.4	182.2	0.2	1.5
Republic of Korea	1,088	138	440	318.8	40.4	1,518	215	507	235.8	33.4	0.2	1.2
Qatar	72	23	108	469.6	150.0	264	96	482	502.1	182.6	0.2	4.5
China	4,850	5,997	7,783	129.8	160.5	6,326	7,154	9,019	126.1	142.6	3.9	1.2
Kuwait	552	131	642	490.1	116.3	1,732	351	2,263	644.7	130.7	1.0	3.5
Malaysia	908	186	862	463.4	94.9	1,204	266	1,203	452.3	99.9	0.5	1.4
Oman	47	14	148	¹⁾	314.9	101	42	341	811.9	337.6	0.1	2.3
Saudi Arabia	1,306	107	756	706.5	57.9	2,892	329	1,761	535.3	60.9	0.8	2.3
United Arab Emirates	1,228	219	1,523	695.4	124.0	3,682	430	5,733	¹⁾	155.7	2.5	3.8
Other Asian countries	1,716	1,089	2,061	189.3	120.1	2,735	2,549	4,241	166.4	155.1	1.8	2.1
Australia	440	375	343	91.5	78.0	1,035	716	768	107.3	74.2	0.3	2.2
New Zealand	31	30	62	206.7	200.0	117	86	257	298.8	219.7	0.1	4.1
Other countries of Oceania	181	59	127	215.3	70.2	218	64	157	245.3	72.0	0.1	1.2

final data
¹⁾ Indices higher than 999
- no occurrence

METHODOLOGICAL EXPLANATIONS

The purpose of the statistical survey

The purpose of the statistical survey is to monitor the tourist activity realised in commercial accommodation establishments and to provide internationally comparable BiH's tourism statistics in accordance with current EU Regulations for the tourism statistics.

Observation units

Observation units are all business entities /legal units which are, by the main activity, registered in accommodation activity (division 55 - KD BiH 2010), persons as well as households that rent accommodation establishments to tourists. For the purpose of the survey, Classification of Activities in Bosnia and Herzegovina - KD BiH 2010 was used, and it is fully compliant with the European Classification of Economic Activities - NACE Rev. 2.

Coverage

Reporting units are all business entities (enterprises, craftsmen, cooperatives, institutions, associations etc.) and their constituent units that are registered according to KD BiH 2010 under section: 55.1 (hotels and similar accommodation), 55.2 (holiday and other short - stay accommodation), 55.3 (camps and camping grounds), 55.9 (other uncategorised accommodation), health care institutions in which person themselves bear the fee for medical rehabilitation or their stay; business entities that deal with the mediation of accommodation of guests in households, houses, camps, apartments and rooms which are directly rented by private persons/households. Survey covers the entire territory of Bosnia and Herzegovina.

Source and methods of data collection

Data on tourist's turnover (number of tourist arrivals and tourist nights) are collected from regular monthly report (TU-11 form). Reports are usually made based on reception records in guest books, entities and their parts engaged in organizing and arranging of tourists.

Data revision

Regular press releases on tourism are published in monthly dynamics and contain preliminary / first results until the final data are published.

The first regular revision of data implies that, when publishing data for the next month, the published data from the previous month (t-1) are revised in accordance with the information submitted by the reporting unit. The second regular revision of previously published data is the annual revision, which includes all changes in the data submitted after the first revision, in order to ensure the accuracy of the published data.

The press release clearly indicates what the data are, so that users of the statistics can interpret them correctly. If new statistical standards and concepts are introduced, changes in the research methodology are made, it is necessary to revise the data to ensure the consistency and comparability of data from previous historical series and new data series. Users will be informed about changes in data and reasons in an appropriate and transparent manner, in regular monthly press releases and other publications for the public, as well as on the website of the BiH Agency for Statistics (www.bhas.gov.ba).

DEFINITIONS

Tourism means the activity of visitors taking a trip to a main destination outside their usual environment for less than a year, for leisure, business or other personal purpose other than to be employed by a resident entity in the place visited.

Tourist is every person who, outside his place of permanent residence, spends one night in a hotel or some other accommodation facility for reasons of rest, recreation, health, study, sport, religion, family, business, public tasks or meeting.

Residence is a place where a person came with the intention of permanent stay. A tourist is registered in every place or establishment where he stays and, therefore, in case he/she changes the place or establishment, he/she must register again, which results in data ambiguity. Consequently, the statistics register the number of tourist arrivals and not the number of tourists.

A domestic tourist is a person with permanent residence in the BiH who spends at least one night in a hotel or some other accommodation establishment outside their place or residence.

Foreign tourist is every person with permanent residence outside in BiH who temporarily resides in BiH and who spends at least one night in a hotel or some other accommodation establishment.

Tourist arrivals refer to the number of persons (tourists) who arrived and registered their stay in an accommodation establishment.

Tourist nights refer to every registered overnight stay of a person (tourist) in an accommodation establishment.

Accommodation capacities are presented as the number of rooms, apartments and camping sites, and the number of permanent beds.

Permanent beds are those that are regularly ready-made for renting to guests.

Occupancy rate of permanent beds (net) in the reference period is obtained by dividing the total number of nights by the number of beds on offer and the number of days when the beds are available for use during the reference period. The data are expressed as a percentage.

Occupancy rate of bedrooms (net) in the reference period is obtained by dividing the total number of bedrooms used during the reference period by the number of bedrooms available for use during the reference period. The data is expressed as a percentage.

Organization of tourist arrivals represent the way of organising tourist arrangements. Depending on the way of organising, tourist arrangement can be individual or organised (travel agencies).

Symbols

- no occurrence

0.0 value not zero but less than 0.05

1) Indices greater than 999

Published by the Agency for Statistics of Bosnia and Herzegovina, 71000 Sarajevo, Zelenih beretki 26

Email: bhas@bhas.gov.ba | Website: www.bhas.gov.ba

Velimir Jukić, Assistant Director for Business Statistics

Vesna Ćužić, Director

Press release prepared by: Azra Bander Demirović and Mirza Agić



Razmislite o očuvanju okoliša prije štampanja dokumenta.