



FIRST RELEASE



You are required to specify a data source when allowed in your product or application.

YEAR XIX

SARAJEVO, 07.08.2025

NUMBER 6

BUSINESS STATISTICS

Tourism, June 2025

In Bosnia and Herzegovina, in June 2025, tourists recorded 202,480 arrivals, which is 0.1% less compared to May 2025 and 2.5% less compared to June 2024. Tourists recorded 408,776 overnight stays, which is 2.3% more compared to May 2025 and 2.7% less compared to June 2024. In the structure of total overnight stays, the share of domestic tourists is 29.0%, while the share of foreign tourists is 71.0%.

The number of overnight stays by domestic tourists was 7.2% lower compared to May 2025 and 4.2% higher compared to June 2024. The number of overnight stays by foreign tourists was 6.8% higher compared to May 2025 and 5.2% lower compared to June 2024.

In June 2025, within the structure of overnight stays by foreign tourists, the highest number of overnight stays was recorded by tourists from Turkey with 11.7%, Serbia with 9.9%, Saudi Arabia with 8.9%, Croatia with 7.9%, Germany with 5.1%, China with 4.7%, and Poland with 4.3%, which together account for 52.5% of the total number of overnight stays. Tourists from other countries accounted for the remaining 47.5% of overnight stays.

In June 2025, tourists in Bosnia and Herzegovina had at their disposal 21,806 rooms, apartments, and camping places, which is 1.1% more compared to June 2024. Additionally, there were 49,450 available beds, representing an increase of 5.5% compared to the same month in 2024.

Graph 1: Tourist nights for the period June 2024. - June 2025.

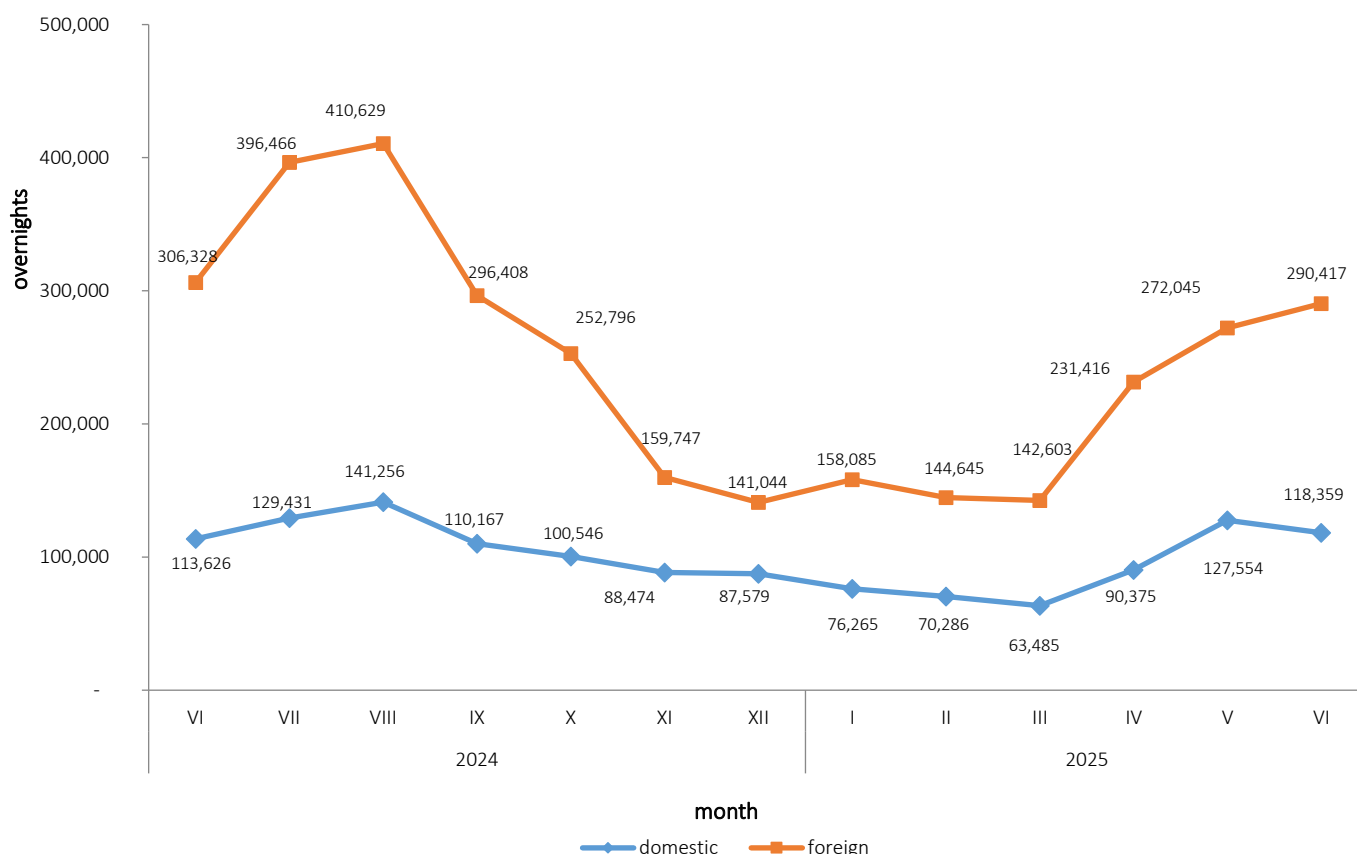
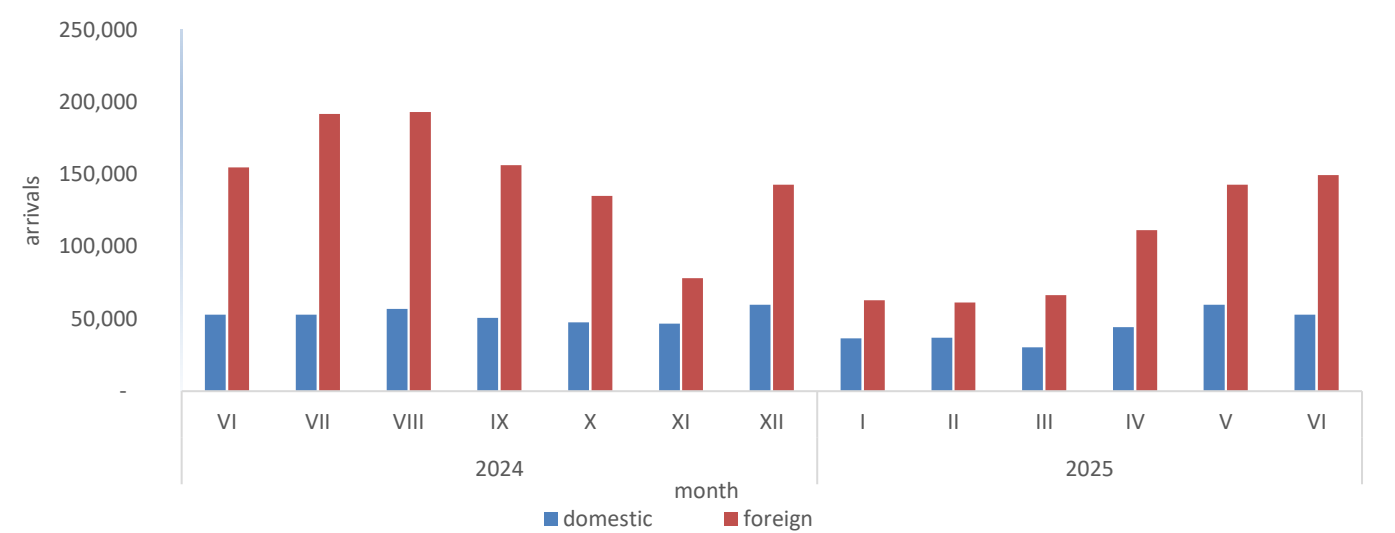


Table 1: Tourist arrivals and overnight stays

	Arrivals					Overnights					VI 2025	
	VI 2024*	V 2025	VI 2025	Indicies VI 2025 V 2025	Indicies VI 2025 VI 2024	VI 2024*	V 2025	VI 2025	Indicies VI 2025 V 2025	Indicies VI 2025 VI 2024	Structure of overnights %	Average number of overnights per check- in
TOTAL	207,695	202,688	202,480	99.9	97.5	419,954	399,599	408,776	102.3	97.3	100.0	2.0
Domestic tourists	52,861	59,871	52,980	88.5	100.2	113,626	127,554	118,359	92.8	104.2	29.0	2.2
Foreign tourists	154,834	142,817	149,500	104.7	96.6	306,328	272,045	290,417	106.8	94.8	71.0	1.9

*) final data

Graph 2: Tourist arrivals June 2024. - June 2025.



Regarding the average length of stay of foreign tourists in our country, tourists from Latvia rank first with an average of 4.6 overnight stays, followed by those from France with 3.5, Kuwait with 3.4, Qatar with 3.3, Egypt with 3.1, Ireland with 2.9, the United Arab Emirates, Poland, and Bahrain with 2.7 each, and the Netherlands and Denmark with an average of 2.6 overnight stays.

Graph 3: Arrivals and overnight stays of foreign tourists by country of residence, June 2025.

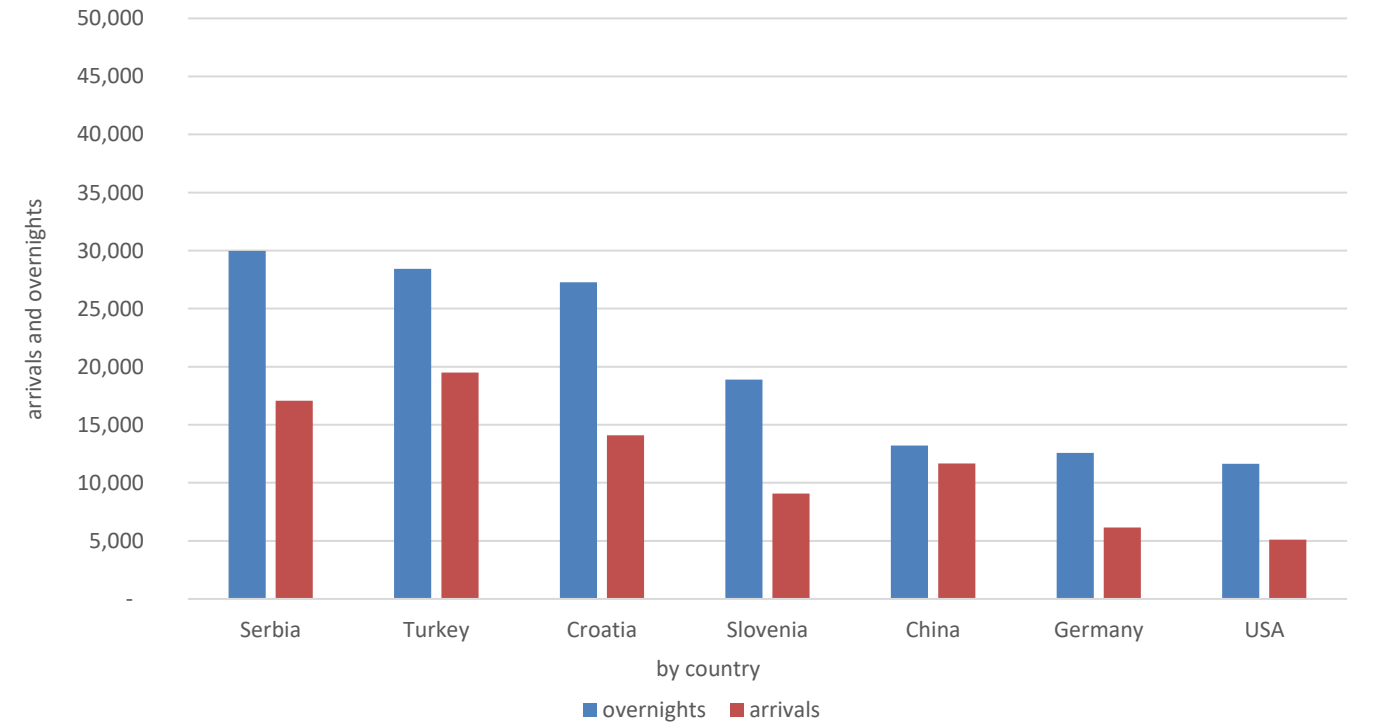


Table 2: Tourist arrivals and overnight stays according to KD BiH ¹⁾

	Arrivals					Overnight stays					VI 2025
	VI 2024*	V 2025	VI 2025	Indicies VI 2025 V 2025	Indicies VI 2025 VI 2024	VI 2024*	V 2025	VI 2025	Indicies VI 2025 V 2025	Indicies VI 2025 VI 2024	The structure of overnights in %
TOTAL	207.695	202.688	202.480	99,9	97,5	419.954	399.599	408.776	102,3	97,3	100,0
Hotels and similar accommodation	198.164	194.131	193.034	99,4	97,4	393.891	374.003	380.846	101,8	96,7	93,2
Resorts and similar facilities for short breaks	5.040	4.362	4.811	110,3	95,5	12.144	11.219	13.000	115,9	107,0	3,2
Campsites and camping areas	3.513	3.099	3.548	114,5	101,0	5.848	5.354	6.167	115,2	105,5	1,5
Other accommodation	978	1.096	1.087	99,2	111,1	8.071	9.023	8.763	97,1	108,6	2,1
Domestic tourists	52.861	59.871	52.980	88,5	100,2	113.626	127.554	118.359	92,8	104,2	29,0
Hotels and similar accommodation	49.765	57.514	50.256	87,4	101,0	101.184	116.985	106.519	91,1	105,3	26,1
Resorts and similar facilities for short breaks	2.051	1.455	1.610	110,7	78,5	5.050	2.971	3.584	120,6	71,0	0,9
Campsites and camping areas	309	40	217	542,5	70,2	520	72	377	523,6	72,5	0,09
Other accommodation	736	862	897	104,1	121,9	6.872	7.526	7.879	104,7	114,7	1,9
Foreign tourists	154.834	142.817	149.500	104,7	96,6	306.328	272.045	290.417	106,8	94,8	71,0
Hotels and similar accommodation	148.399	136.617	142.778	104,5	96,2	292.707	257.018	274.327	106,7	93,7	67,1
Resorts and similar facilities for short breaks	2.989	2.907	3.201	110,1	107,1	7.094	8.248	9.416	114,2	132,7	2,3
Campsites and camping areas	3.204	3.059	3.331	108,9	104,0	5.328	5.282	5.790	109,6	108,7	1,4
Other accommodation	242	234	190	81,2	78,5	1.199	1.497	884	59,1	73,7	0,2

* final data

¹⁾Classification of activities of Bosnia and Herzegovina (BiH) 2010

Within the activity of "Hotels and similar accommodation," tourists had at their disposal a total of 19,429 rooms and apartments, which is 0.5% less than in June 2024, and 42,286 beds, representing an increase of 3.6% compared to the same month of the previous year. The room occupancy rate in June 2025 was 38.5%, and the permanent bed occupancy rate was 30.1%, while in June 2024, the room occupancy rate was 40.4% and the permanent bed occupancy rate was 32.2%. By the type of accommodation facility, the largest number of overnight stays was recorded within the activity o

Table 3: Tourist arrivals and overnight stays by arrival method

	Individually						Organized					
	Arrivals			Overnight stays			Arrivals			Overnight stays		
	VI 2024	VI 2025	Indicies VI 2025 VI 2024	VI 2024	VI 2025	Indicies VI 2025 VI 2024	VI 2024	VI 2025	Indicies VI 2025 VI 2024	VI 2024	VI 2025	Indicies VI 2025 VI 2024
TOTAL	142,424	137,563	96.6	288,228	280,454	97.3	65,271	64,917	99.5	131,726	128,322	97.4
Domestic tourists	42,262	40,790	96.5	86,950	90,156	103.7	10,599	12,190	115.0	26,676	28,203	105.7
Foreign tourists	100,162	96,773	96.6	201,278	190,298	94.5	54,672	52,727	96.4	105,050	100,119	95.3

*) final data

Table 4: Arrivals and overnight stays of foreign tourists by country of residence

	Arrivals					Overnights					VI 2025	
	VI 2024*	V 2025	VI 2025	Indicies VI 2025 V 2025	Indicies VI 2025 VI 2024	VI 2024*	V 2025	VI 2025	Indicies VI 2025 V 2025	Indicies VI 2025 VI 2024	Ovrnights structure %	Avergae number of overnights per check in
TOTAL	154,834	142.817	149,500	104.7	96.6	306,328	272,045	290,417	106.8	94.8	100.0	1.9
Albania	361	460	295	64.1	81.7	1,145	1,136	642	56.5	56.1	0.2	2.2
Austria	3,429	4,683	4,458	95.2	130.0	5,812	8,228	7,733	94.0	133.1	2.7	1.7
Belgium	799	745	786	105.5	98.4	1,742	2,081	1,732	83.2	99.4	0.6	2.2
Bulgaria	970	1,894	1,522	80.4	156.9	2,124	3,737	3,440	92.1	162.0	1.2	2.3
Montenegro	2,160	3,622	2,073	57.2	96.0	5,299	7,077	5,024	71.0	94.8	1.7	2.4
Czech Republic	1,366	914	1,033	113.0	75.6	2,461	1,647	1,643	99.8	66.8	0.6	1.6
Denmark	321	660	351	53.2	109.3	1,038	1,804	915	50.7	88.2	0.3	2.6
Estonia	59	63	49	77.8	83.1	163	115	116	100.9	71.2	0.0	2.4
Finland	232	246	186	75.6	80.2	503	504	413	81.9	82.1	0.1	2.2
France	2,620	3,320	2,777	83.6	106.0	8,315	10,659	9,606	90.1	115.5	3.3	3.5
Greece	1,024	521	688	132.1	67.2	2,406	1,044	1,423	136.3	59.1	0.5	2.1
Netherlands	2,363	2,671	2,443	91.5	103.4	6,239	6,536	6,402	97.9	102.6	2.2	2.6
Croatia	12,032	14,090	12,510	88.8	104.0	21,873	27,277	22,981	84.3	105.1	7.9	1.8
Ireland	491	481	504	104.8	102.6	1,828	2,027	1,486	73.3	81.3	0.5	2.9
Iceland	51	46	47	102.2	92.2	136	111	94	84.7	69.1	0.0	2.0
Italy	3,747	3,721	3,674	98.7	98.1	7,990	8,744	7,802	89.2	97.6	2.7	2.1
Cyprus	102	18	72	400.0	70.6	129	30	122	406.7	94.6	0.0	1.7
Latvia	97	79	169	213.9	174.2	255	113	784	693.8	307.5	0.3	4.6
Lithuania	126	154	183	118.8	145.2	460	268	266	99.3	57.8	0.1	1.5
Luxembourg	72	82	41	50.0	56.9	159	179	102	57.0	64.2	0.0	2.5
Hungary	1,881	1,870	1,771	94.7	94.2	3,609	2,821	3,113	110.4	86.3	1.1	1.8
Malta	261	79	105	132.9	40.2	561	153	207	135.3	36.9	0.1	2.0
Norway	471	664	327	49.2	69.4	1,040	1,068	633	59.3	60.9	0.2	1.9
Germany	5,382	6,146	6,841	111.3	127.1	11,505	12,565	14,799	117.8	128.6	5.1	2.2
Poland	4,781	3,936	4,593	116.7	96.1	11,681	9,338	12,611	135.1	108.0	4.3	2.7
Portugal	329	293	273	93.2	83.0	703	517	436	84.3	62.0	0.2	1.6
Romania	905	702	799	113.8	88.3	2,718	1,356	1,550	114.3	57.0	0.5	1.9
Russian Federation	794	1,164	1,268	108.9	159.7	1,769	2,016	2,212	109.7	125.0	0.8	1.7
North Macedonia	1,523	1,796	1,351	75.2	88.7	2,935	3,289	2,524	76.7	86.0	0.9	1.9
Slovakia	999	804	1,069	133.0	107.0	2,147	1,674	2,027	121.1	94.4	0.7	1.9
Slovenia	7,320	9,068	5,857	64.6	80.0	13,502	18,877	10,926	57.9	80.9	3.8	1.9

(continued on next page)

(continued)

	Arrivals					Overnights					VI 2025	
	VI 2024*	V 2025	VI 2025	Indicies VI 2025 V 2025	Indicies VI 2025 VI 2024	VI 2024*	V 2025	VI 2025	Indicies VI 2025 V 2025	Indicies VI 2025 VI 2024	Ovrnights structure %	Avergae number of overnights per check in
Serbia	13,991	17,076	13,817	80.9	98.8	28,176	29,971	28,728	95.9	102.0	9.9	2.1
Spain	1,606	1,568	1,370	87.4	85.3	3,279	2,771	3,184	114.9	97.1	1.1	2.3
Switzerland (including Liechtenstein)	1,171	1,451	1,529	105.4	130.6	2,153	2,945	3,011	102.2	139.9	1.0	2.0
Sweden	890	1,599	1,078	67.4	121.1	1,975	3,888	2,509	64.5	127.0	0.9	2.3
Turkey	25,344	19,508	25,388	130.1	100.2	31,786	28,420	33,971	119.5	106.9	11.7	1.3
United Kingdom	2,564	2,429	2,736	112.6	106.7	6,660	6,141	6,562	106.9	98.5	2.3	2.4
Ukraine	292	263	364	138.4	124.7	865	682	895	131.2	103.5	0.3	2.5
Other European countries	670	568	321	56.5	47.9	2,677	1,299	695	53.5	26.0	0.2	2.2
Egypt	123	59	163	276.3	132.5	373	224	503	224.6	134.9	0.2	3.1
South Africa	55	58	134	231.0	243.6	127	130	247	190.0	194.5	0.1	1.8
Other African countries	198	182	307	168.7	155.1	580	440	792	180.0	136.6	0.3	2.6
Canada	746	1,179	903	76.6	121.0	1,616	2,467	1,732	70.2	107.2	0.6	1.9
USA	4,748	5,103	4,932	96.6	103.9	11,424	11,627	11,377	97.8	99.6	3.9	2.3
Other Northern American countries	263	311	458	147.3	174.1	455	903	804	89.0	176.7	0.3	1.8
Brazil	816	697	514	73.7	63.0	1,453	1,266	1,053	83.2	72.5	0.4	2.0
Other Southern and Central American countries	956	1,514	979	64.7	102.4	1,702	2,927	1,789	61.1	105.1	0.6	1.8
Bahrain	179	55	441	801.8	246.4	419	153	1,197	782.4	285.7	0.4	2.7
India	634	651	775	119.0	122.2	1,141	963	1,417	147.1	124.2	0.5	1.8
Iran	23	9	18	200.0	78.3	75	22	28	127.3	37.3	0.0	1.6
Israel	1,690	869	1,465	168.6	86.7	4,533	2,021	3,680	182.1	81.2	1.3	2.5
Japan	450	465	383	82.4	85.1	622	655	525	80.2	84.4	0.2	1.4
Republic of Korea	1,285	1,024	1,225	119.6	95.3	1,739	1,305	1,837	140.8	105.6	0.6	1.5
Qatar	400	104	214	205.8	53.5	1,143	303	711	234.7	62.2	0.2	3.3
China	8,975	11,667	12,105	103.8	134.9	10,691	13,215	13,620	103.1	127.4	4.7	1.1
Kuwait	2,250	1,098	1,839	167.5	81.7	7,098	3,609	6,186	171.4	87.2	2.1	3.4
Malaysia	360	1,308	422	32.3	117.2	464	1,820	717	39.4	154.5	0.2	1.7
Oman	130	84	678	807.1	521.5	252	233	1,263	542.1	501.2	0.4	1.9
Saudi Arabia	20,742	1,183	11,319	956.8	54.6	46,208	2,718	25,731	946.7	55.7	8.9	2.3
United Arab Emirates	2,373	1,492	1,277	85.6	53.8	6,242	4,231	3,510	83.0	56.2	1.2	2.7
Other Asian countries	2,288	2,738	2,241	81.8	97.9	4,796	4,760	4,543	95.4	94.7	1.6	2.0
Australia	1,325	1,291	1,250	96.8	94.3	2,844	2,559	2,416	94.4	85.0	0.8	1.9
New Zealand	186	143	166	116.1	89.2	433	276	328	118.8	75.8	0.1	2.0
Other countries of Oceania	43	79	574	726.6	1 ¹⁾	80	110	1,092	992.7	1 ¹⁾	0.4	1.9

final data
¹⁾ Indices higher than 999
- no occurrence

METHODOLOGICAL EXPLANATIONS

The purpose of the statistical survey

The purpose of the statistical survey is to monitor the tourist activity realised in commercial accommodation establishments and to provide internationally comparable BiH's tourism statistics in accordance with current EU Regulations for the tourism statistics.

Observation units

Observation units are all business entities /legal units which are, by the main activity, registered in accommodation activity (division 55 - KD BiH 2010), persons as well as households that rent accommodation establishments to tourists. For the purpose of the survey, Classification of Activities in Bosnia and Herzegovina - KD BiH 2010 was used, and it is fully compliant with the European Classification of Economic Activities - NACE Rev. 2.

Coverage

Reporting units are all business entities (enterprises, craftsmen, cooperatives, institutions, associations etc.) and their constituent units that are registered according to KD BiH 2010 under section: 55.1 (hotels and similar accommodation), 55.2 (holiday and other short - stay accommodation), 55.3 (camps and camping grounds), 55.9 (other uncategorised accommodation), health care institutions in which person themselves bear the fee for medical rehabilitation or their stay; business entities that deal with the mediation of accommodation of guests in households, houses, camps, apartments and rooms which are directly rented by private persons/households. Survey covers the entire territory of Bosnia and Herzegovina.

Source and methods of data collection

Data on tourist's turnover (number of tourist arrivals and tourist nights) are collected from regular monthly report (TU-11 form). Reports are usually made based on reception records in guest books, entities and their parts engaged in organizing and arranging of tourists.

Data revision

Regular press releases on tourism are published in monthly dynamics and contain preliminary / first results until the final data are published.

The first regular revision of data implies that, when publishing data for the next month, the published data from the previous month (t-1) are revised in accordance with the information submitted by the reporting unit. The second regular revision of previously published data is the annual revision, which includes all changes in the data submitted after the first revision, in order to ensure the accuracy of the published data.

The press release clearly indicates what the data are, so that users of the statistics can interpret them correctly. If new statistical standards and concepts are introduced, changes in the research methodology are made, it is necessary to revise the data to ensure the consistency and comparability of data from previous historical series and new data series. Users will be informed about changes in data and reasons in an appropriate and transparent manner, in regular monthly press releases and other publications for the public, as well as on the website of the BiH Agency for Statistics (www.bhas.gov.ba).

DEFINITIONS

Tourism means the activity of visitors taking a trip to a main destination outside their usual environment for less than a year, for leisure, business or other personal purpose other than to be employed by a resident entity in the place visited.

Tourist is every person who, outside his place of permanent residence, spends one night in a hotel or some other accommodation facility for reasons of rest, recreation, health, study, sport, religion, family, business, public tasks or meeting.

Residence is a place where a person came with the intention of permanent stay. A tourist is registered in every place or establishment where he stays and, therefore, in case he/she changes the place or establishment, he/she must register again, which results in data ambiguity. Consequently, the statistics register the number of tourist arrivals and not the number of tourists.

A domestic tourist is a person with permanent residence in the BiH who spends at least one night in a hotel or some other accommodation establishment outside their place or residence.

Foreign tourist is every person with permanent residence outside in BiH who temporarily resides in BiH and who spends at least one night in a hotel or some other accommodation establishment.

Tourist arrivals refer to the number of persons (tourists) who arrived and registered their stay in an accommodation establishment.

Tourist nights refer to every registered overnight stay of a person (tourist) in an accommodation establishment.

Accommodation capacities are presented as the number of rooms, apartments and camping sites, and the number of permanent beds.

Permanent beds are those that are regularly ready-made for renting to guests.

Occupancy rate of permanent beds (net) in the reference period is obtained by dividing the total number of nights by the number of beds on offer and the number of days when the beds are available for use during the reference period. The data are expressed as a percentage.

Occupancy rate of bedrooms (net) in the reference period is obtained by dividing the total number of bedrooms used during the reference period by the number of bedrooms available for use during the reference period. The data is expressed as a percentage.

Organization of tourist arrivals represent the way of organising tourist arrangements. Depending on the way of organising, tourist arrangement can be individual or organised (travel agencies).

Symbols

- no occurrence

0.0 value not zero but less than 0.05

1) Indices greater than 999

Published by the Agency for Statistics of Bosnia and Herzegovina, 71000 Sarajevo, Zelenih beretki 26

Email: bhas@bhas.gov.ba | Website: www.bhas.gov.ba

Vesna Čužić, Director

Press release prepared by: Azra Bander Demirović and Mirza Agić



Razmislite o očuvanju okoliša prije štampanja dokumenta.