



FIRST RELEASE



You are required to specify a data source when allowed in your product or application.

YEAR XIX

SARAJEVO, 05.12.2025

NUMBER 10

BUSINESS STATISTICS

Tourism, October 2025

In Bosnia and Herzegovina in October 2025, tourists recorded 186,275 visits, which is 11.3% less compared to September 2025 and 2.0% more compared to October 2024. Tourists achieved 373,806 overnight stays, which is 11.4% less compared to September 2025 and 5.8% more compared to October 2024. In the structure of total overnight stays, domestic tourists accounted for 29.5%, while foreign tourists accounted for 70.5%.

The number of overnight stays by domestic tourists was 9.4% lower compared to September 2025 and 9.6% higher compared to October 2024. The number of overnight stays by foreign tourists was 12.2% lower compared to September 2025 and 4.3% higher compared to October 2024.

In October 2025, within the structure of foreign tourists' overnight stays, the highest number was recorded by tourists from Croatia with 12.0%, followed by Serbia with 10.7%, Slovenia with 8.2%, and Turkey with 7.7%. Next were tourists from China with 5.4%, the USA with 4.8%, Germany with 4.7%, and Montenegro with 4.0%. Tourists from France and Italy each accounted for 3.3%, while the United Kingdom and Hungary each accounted for 2.6% of overnight stays. These countries together make up 69.3% of the total number of overnight stays, while tourists from other countries accounted for the remaining 30.7%.

In October 2025, in Bosnia and Herzegovina, a total of 20,992 rooms, apartments, and camping places were available to tourists, which is 1.2% more compared to October 2024. Additionally, 47,296 beds were available, representing an increase of 3.3% compared to the same month in 2024.

Graph 1: Tourist nights for the period October 2024. - October 2025.

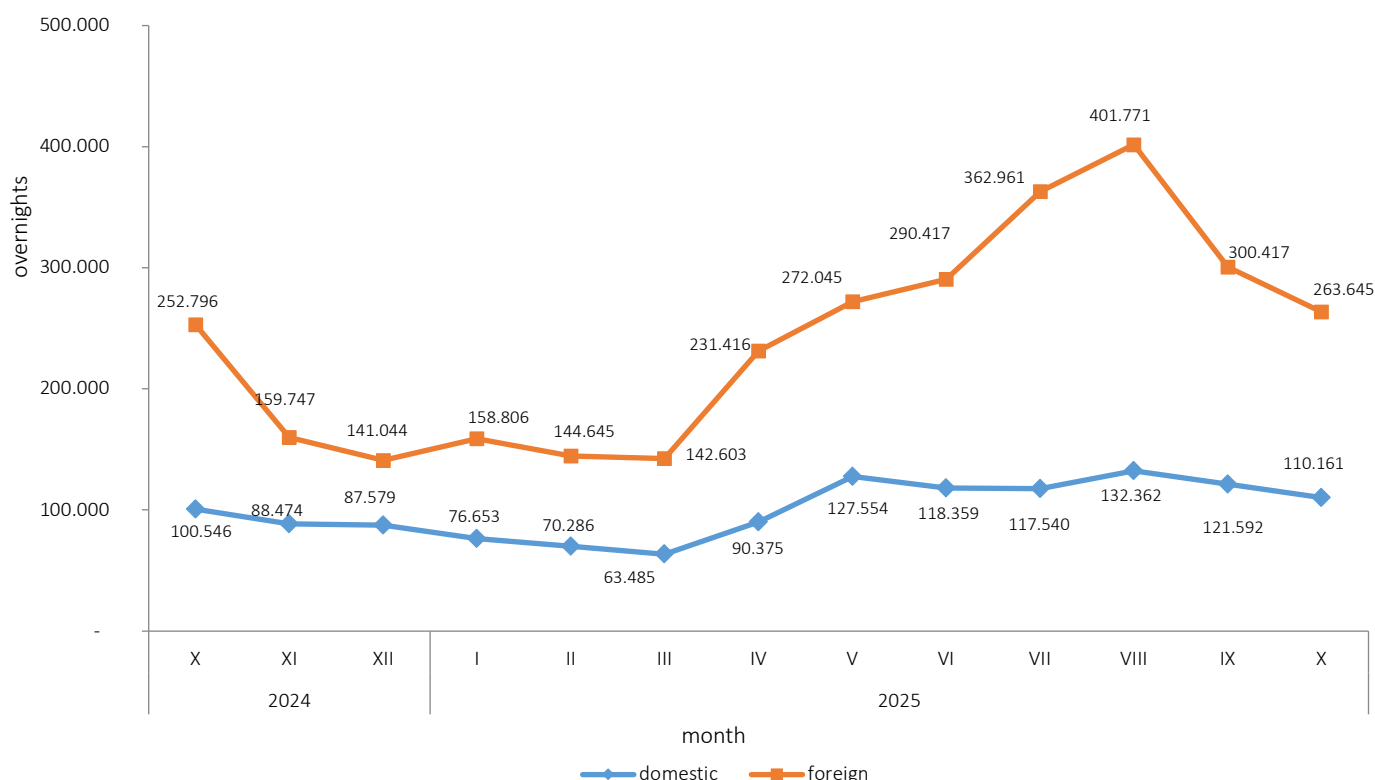
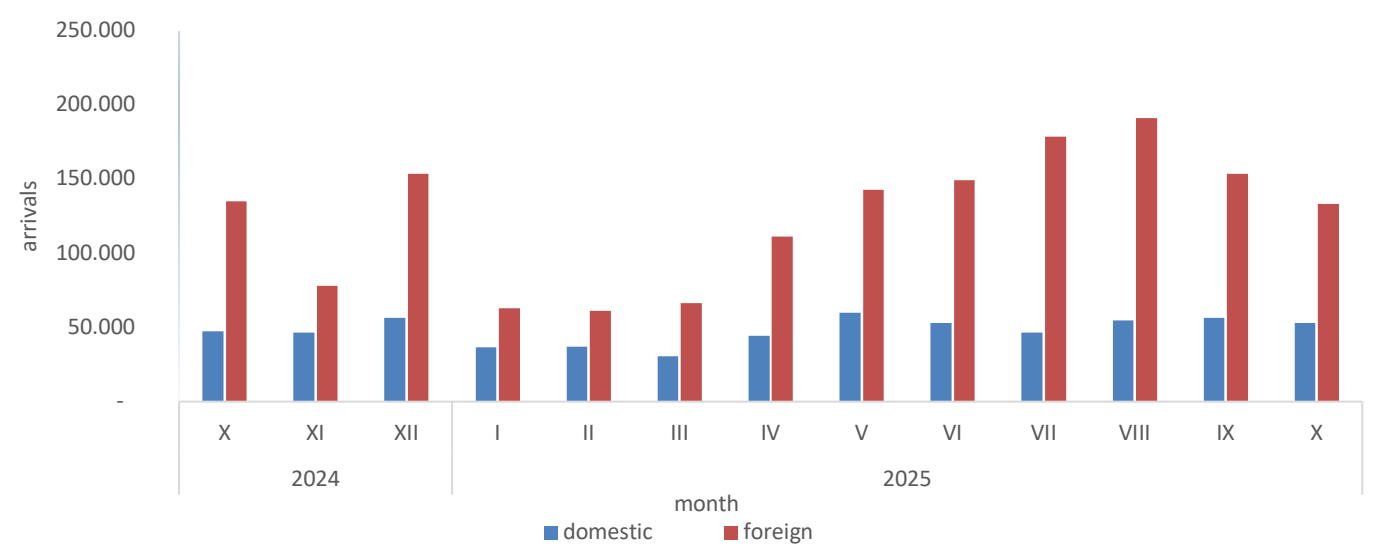


Table 1: Tourist arrivals and overnight stays

	Arrivals					Overnights					X 2025	
	X 2024*	IX 2025	X 2025	Indicies X 2025 IX 2025	Indicies X 2025 X 2024	X 2024*	IX 2025	X 2025	Indicies X 2025 IX 2025	Indicies X 2025 X 2024	Structure of overnights %	Average number of overnights per check- in
TOTAL	182.609	210.123	186.275	88,7	102,0	353.342	422.009	373.806	88,6	105,8	100,0	2,0
Domestic tourists	47.533	56.335	52.964	94,0	111,4	100.546	121.592	110.161	90,6	109,6	29,5	2,1
Foreign tourists	135.076	153.788	133.311	86,7	98,7	252.796	300.417	263.645	87,8	104,3	70,5	2,0

*) final data

Graph 2: Tourist arrivals October 2024. - October 2025.



Regarding the length of stay of foreign tourists in our country, tourists from France rank first with an average of 3.6 overnight stays, followed by those from the United Arab Emirates with 3.4, Malta with 3.3, South Africa and Kuwait with 3.1 each, and Iran with an average of 3.0 overnight stays. Tourists from Egypt and the Netherlands had an average of 2.8 overnight stays.

Graph 3: Arrivals and overnight stays of foreign tourists by country of residence, October 2025.

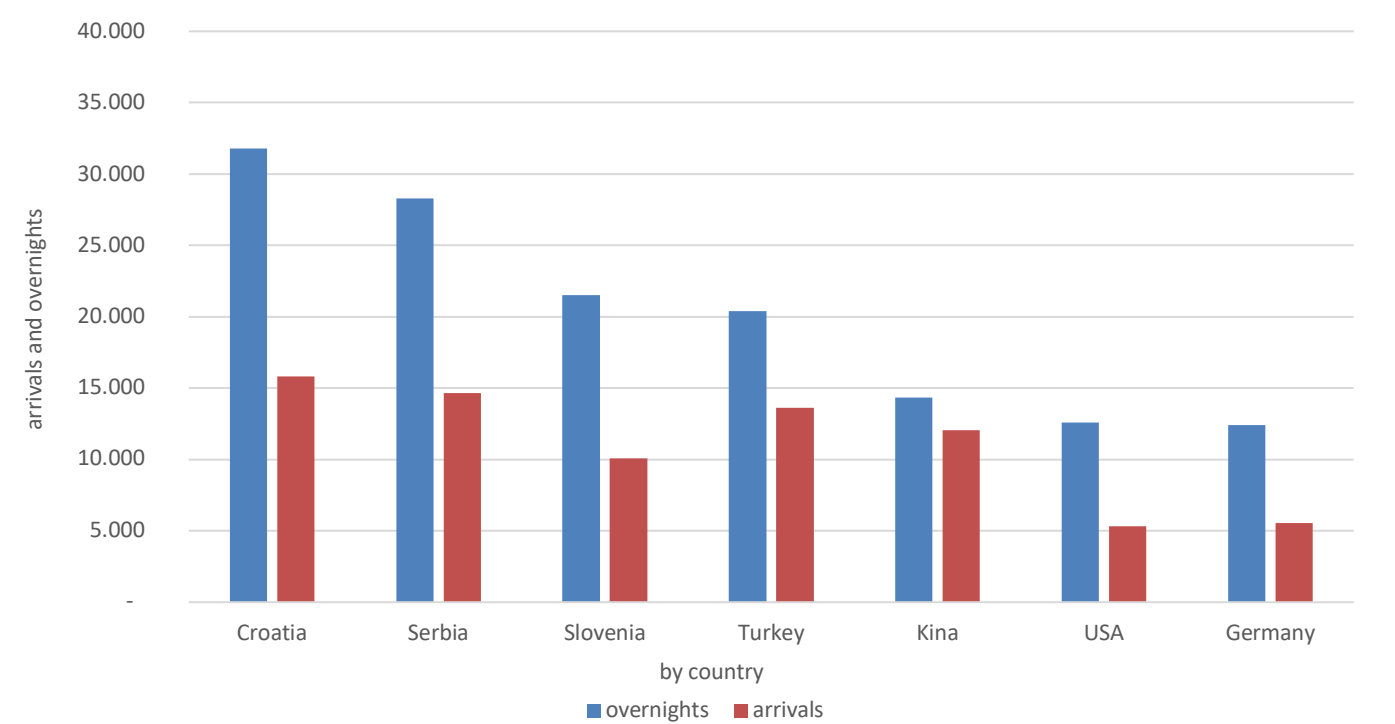


Table 2: Tourist arrivals and overnight stays according to KD BiH ¹⁾

	Arrivals					Overnight stays					X 2025
	X 2024*	IX 2025	X 2025	Indicies X 2025 IX 2025	Indicies X 2025 X 2024	X 2024*	IX 2025	X 2025	Indicies X 2025 IX 2025	Indicies X 2025 X 2024	The structure of overnights in %
TOTAL	182.609	210.123	186.275	88,7	102,0	353.342	422.009	373.806	88,6	105,8	100,0
Hotels and similar accommodation	178.021	202.352	181.606	89,7	102,0	336.597	395.776	355.293	89,8	105,6	95,0
Resorts and similar facilities for short breaks	3.236	4.944	3.389	68,5	104,7	7.900	14.406	9.683	67,2	122,6	2,6
Campsites and camping areas	412	1.780	367	20,6	89,1	639	3.236	480	14,8	75,1	0,1
Other accommodation	940	1.047	913	87,2	97,1	8.206	8.591	8.350	97,2	101,8	2,2
Domestic tourists	47.533	56.335	52.964	94,0	111,4	100.546	121.592	110.161	90,6	109,6	29,5
Hotels and similar accommodation	45.396	53.548	51.113	95,5	112,6	90.730	108.402	100.426	92,6	110,7	26,9
Resorts and similar facilities for short breaks	1.373	1.494	1.130	75,6	82,3	3.071	4.601	2.577	56,0	83,9	0,7
Campsites and camping areas	50	377	2	0,5	4,0	61	650	2	0,3	3,3	0,0
Other accommodation	714	916	719	78,5	100,7	6.684	7.939	7.156	90,1	107,1	1,9
Foreign tourists	135.076	153.788	133.311	86,7	98,7	252.796	300.417	263.645	87,8	104,3	70,5
Hotels and similar accommodation	132.625	148.804	130.493	87,7	98,4	245.867	287.374	254.867	88,7	103,7	68,2
Resorts and similar facilities for short breaks	1.863	3.450	2.259	65,5	121,3	4.829	9.805	7.106	72,5	147,2	1,9
Campsites and camping areas	362	1.403	365	26,0	100,8	578	2.586	478	18,5	82,7	0,1
Other accommodation	226	131	194	148,1	85,8	1.522	652	1.194	183,1	78,4	0,3

* final data

¹⁾Classification of activities of Bosnia and Herzegovina (BiH) 2010

Within the activity “Hotels and similar accommodation,” a total of 19,040 rooms and apartments were available to tourists, which is slightly less than in October 2024, and 41,586 beds, which is 2.6% more compared to the same month of the previous year. The room occupancy rate in October 2025 was 37.2%, and permanent beds 27.6%, while in October 2024 the room occupancy rate was 36.1%, and permanent beds 26.8%. According to the type of accommodation facility, the largest number of overnight stays was achieved within the activity “Hotels and similar accommodation,” accounting for 95.0% of the total number of overnight stays.

Table 3: Tourist arrivals and overnight stays by arrival method

	Individually						Organized					
	Arrivals			Overnight stays			Arrivals			Overnight stays		
	X 2024	X 2025	Indicies X 2025 X 2024	X 2024	X 2025	Indicies X 2025 X 2024	X 2024	X 2025	Indicies X 2025 X 2024	X 2024	X 2025	Indicies X 2025 X 2024
TOTAL	122.441	131.154	107,1	231.725	258.659	111,6	60.168	55.121	91,6	121.617	115.147	94,7
Domestic tourists	40.145	47.381	118,0	80.557	96.882	120,3	7.388	5.583	75,6	19.989	13.279	66,4
Foreign tourists	82.296	83.773	101,8	151.168	161.777	107,0	52.780	49.538	93,9	101.628	101.868	100,2

*) final data

Table 4: Arrivals and overnight stays of foreign tourists by country of residence

	Arrivals					Overnights					X 2025	
	X 2024*	IX 2025	X 2025	Indicies X 2025 IX 2025	Indicies X 2025 X 2024	X 2024*	IX 2025	X 2025	Indicies X 2025 IX 2025	Indicies X 2025 X 2024	Ovrnights structure %	Avergae number of overnights per check in
TOTAL	135.076	153.788	133.311	86,7	98,7	252.796	300.417	263.645	87,8	104,3	100,0	2,0
Albania	476	375	608	162,1	127,7	962	740	1.055	142,6	109,7	0,4	1,7
Austria	3.639	3.777	3.387	89,7	93,1	6.390	6.897	6.262	90,8	98,0	2,4	1,8
Belgium	412	1.015	488	48,1	118,4	1.188	2.397	1.210	50,5	101,9	0,5	2,5
Bulgaria	1.025	988	1.275	129,0	124,4	2.006	1.522	2.423	159,2	120,8	0,9	1,9
Montenegro	2.119	3.704	4.624	124,8	218,2	4.398	8.192	10.627	129,7	241,6	4,0	2,3
Czech Republic	652	1.032	706	68,4	108,3	1.582	1.869	1.807	96,7	114,2	0,7	2,6
Denmark	520	812	620	76,4	119,2	1.402	2.357	1.543	65,5	110,1	0,6	2,5
Estonia	69	147	59	40,1	85,5	111	178	145	81,5	130,6	0,1	2,5
Finland	148	327	218	66,7	147,3	285	530	369	69,6	129,5	0,1	1,7
France	1.934	3.681	2.428	66,0	125,5	6.272	11.762	8.739	74,3	139,3	3,3	3,6
Greece	795	795	1.009	126,9	126,9	1.466	1.590	1.830	115,1	124,8	0,7	1,8
Netherlands	1.688	2.827	1.712	60,6	101,4	3.975	7.473	4.757	63,7	119,7	1,8	2,8
Croatia	15.135	13.166	15.808	120,1	104,4	31.989	25.386	31.767	125,1	99,3	12,0	2,0
Ireland	616	1.327	969	73,0	157,3	2.290	2.222	1.872	84,2	81,7	0,7	1,9
Iceland	18	35	23	65,7	127,8	22	68	40	58,8	181,8	0,0	1,7
Italy	3.338	4.002	3.501	87,5	104,9	7.868	8.708	8.629	99,1	109,7	3,3	2,5
Cyprus	63	109	100	91,7	158,7	157	130	130	100,0	82,8	0,0	1,3
Latvia	154	242	162	66,9	105,2	230	1.269	425	33,5	184,8	0,2	2,6
Lithuania	124	154	82	53,2	66,1	242	456	166	36,4	68,6	0,1	2,0
Luxembourg	480	130	36	27,7	7,5	1.094	313	89	28,4	8,1	0,0	2,5
Hungary	2.770	2.280	3.437	150,7	124,1	5.048	4.477	6.810	152,1	134,9	2,6	2,0
Malta	32	31	8	25,8	25,0	53	40	26	65,0	49,1	0,0	3,3
Norway	380	662	347	52,4	91,3	854	1.324	785	59,3	91,9	0,3	2,3
Germany	6.514	7.593	5.527	72,8	84,8	13.212	15.382	12.418	80,7	94,0	4,7	2,2
Poland	1.864	6.207	1.956	31,5	104,9	3.587	14.547	4.872	33,5	135,8	1,8	2,5
Portugal	285	319	219	68,7	76,8	611	745	404	54,2	66,1	0,2	1,8
Romania	718	987	777	78,7	108,2	1.381	2.333	1.983	85,0	143,6	0,8	2,6
Russian Federation	794	1.205	1.128	93,6	142,1	1.375	1.991	2.306	115,8	167,7	0,9	2,0
North Macedonia	2.027	1.305	1.717	131,6	84,7	3.683	2.468	3.152	127,7	85,6	1,2	1,8
Slovakia	471	862	476	55,2	101,1	1.007	1.456	1.206	82,8	119,8	0,5	2,5
Slovenia	10.640	7.590	10.083	132,8	94,8	21.321	15.230	21.528	141,4	101,0	8,2	2,1

(continued on next page)

(continued)

	Arrivals					Overnights					X 2025	
	X 2024*	IX 2025	X 2025	Indicies X 2025 IX 2025	Indicies X 2025 X 2024	X 2024*	IX 2025	X 2025	Indicies X 2025 IX 2025	Indicies X 2025 X 2024	Ovrnights structure %	Avergae number of overnights per check in
Serbia	15.436	13.624	14.637	107,4	94,8	27.803	25.460	28.303	111,2	101,8	10,7	1,9
Spain	1.352	2.222	1.519	68,4	112,4	3.405	3.808	3.537	92,9	103,9	1,3	2,3
Switzerland (including Liechtenstein)	1.339	1.621	1.375	84,8	102,7	2.902	3.062	3.153	103,0	108,6	1,2	2,3
Sweden	782	1.554	1.341	86,3	171,5	1.835	3.920	3.093	78,9	168,6	1,2	2,3
Turkey	18.984	20.549	13.631	66,3	71,8	26.432	27.721	20.386	73,5	77,1	7,7	1,5
United Kingdom	2.241	3.453	2.850	82,5	127,2	5.955	8.257	6.946	84,1	116,6	2,6	2,4
Ukraine	172	271	284	104,8	165,1	493	633	528	83,4	107,1	0,2	1,9
Other European countries	264	317	437	137,9	165,5	713	709	940	132,6	131,8	0,4	2,2
Egypt	89	229	127	55,5	142,7	301	762	357	46,9	118,6	0,1	2,8
South Africa	79	177	122	68,9	154,4	220	332	380	114,5	172,7	0,1	3,1
Other African countries	283	207	180	87,0	63,6	931	658	500	76,0	53,7	0,2	2,8
Canada	820	1.477	1.208	81,8	147,3	1.728	2.830	2.365	83,6	136,9	0,9	2,0
USA	5.458	6.805	5.315	78,1	97,4	12.595	14.076	12.575	89,3	99,8	4,8	2,4
Other Northern American countries	413	383	328	85,6	79,4	728	628	595	94,7	81,7	0,2	1,8
Brazil	667	809	871	107,7	130,6	1.371	1.385	1.750	126,4	127,6	0,7	2,0
Other Southern and Central American countries	1.426	1.680	1.386	82,5	97,2	2.488	3.966	2.808	70,8	112,9	1,1	2,0
Bahrain	61	246	63	25,6	103,3	154	641	134	20,9	87,0	0,1	2,1
India	282	541	366	67,7	129,8	526	821	592	72,1	112,5	0,2	1,6
Iran	12	17	14	82,4	116,7	27	33	42	127,3	155,6	0,0	3,0
Israel	369	2.943	1.064	36,2	288,3	790	7.061	2.116	30,0	267,8	0,8	2,0
Japan	277	382	358	93,7	129,2	397	569	470	82,6	118,4	0,2	1,3
Republic of Korea	1.553	849	831	97,9	53,5	2.104	1.179	1.028	87,2	48,9	0,4	1,2
Qatar	115	96	81	84,4	70,4	476	381	192	50,4	40,3	0,1	2,4
China	13.358	9.046	12.068	133,4	90,3	15.819	10.651	14.345	134,7	90,7	5,4	1,2
Kuwait	469	1.608	261	16,2	55,7	1.519	6.785	807	11,9	53,1	0,3	3,1
Malaysia	2.144	1.571	2.209	140,6	103,0	2.803	2.225	2.874	129,2	102,5	1,1	1,3
Oman	60	307	38	12,4	63,3	165	715	73	10,2	44,2	0,0	1,9
Saudi Arabia	826	7.545	854	11,3	103,4	1.962	16.053	1.910	11,9	97,3	0,7	2,2
United Arab Emirates	674	537	674	125,5	100,0	2.149	1.636	2.268	138,6	105,5	0,9	3,4
Other Asian countries	3.993	2.915	3.762	129,1	94,2	5.612	5.117	6.371	124,5	113,5	2,4	1,7
Australia	925	1.821	1.228	67,4	132,8	1.847	3.738	2.342	62,7	126,8	0,9	1,9
New Zealand	112	209	110	52,6	98,2	298	385	220	57,1	73,8	0,1	2,0
Other countries of Oceania	141	91	229	251,6	162,4	187	168	270	160,7	144,4	0,1	1,2

final data
1) Indices higher than 999
- no occurrence

METHODOLOGICAL EXPLANATIONS

The purpose of the statistical survey

The purpose of the statistical survey is to monitor the tourist activity realised in commercial accommodation establishments and to provide internationally comparable BiH's tourism statistics in accordance with current EU Regulations for the tourism statistics.

Observation units

Observation units are all business entities /legal units which are, by the main activity, registered in accommodation activity (division 55 - KD BiH 2010), persons as well as households that rent accommodation establishments to tourists. For the purpose of the survey, Classification of Activities in Bosnia and Herzegovina - KD BiH 2010 was used, and it is fully compliant with the European Classification of Economic Activities - NACE Rev. 2.

Coverage

Reporting units are all business entities (enterprises, craftsmen, cooperatives, institutions, associations etc.) and their constituent units that are registered according to KD BiH 2010 under section: 55.1 (hotels and similar accommodation), 55.2 (holiday and other short - stay accommodation), 55.3 (camps and camping grounds), 55.9 (other uncategorised accommodation), health care institutions in which person themselves bear the fee for medical rehabilitation or their stay; business entities that deal with the mediation of accommodation of guests in households, houses, camps, apartments and rooms which are directly rented by private persons/households. Survey covers the entire territory of Bosnia and Herzegovina.

Source and methods of data collection

Data on tourist's turnover (number of tourist arrivals and tourist nights) are collected from regular monthly report (TU-11 form). Reports are usually made based on reception records in guest books, entities and their parts engaged in organizing and arranging of tourists.

Data revision

Regular press releases on tourism are published in monthly dynamics and contain preliminary / first results until the final data are published.

The first regular revision of data implies that, when publishing data for the next month, the published data from the previous month (t-1) are revised in accordance with the information submitted by the reporting unit. The second regular revision of previously published data is the annual revision, which includes all changes in the data submitted after the first revision, in order to ensure the accuracy of the published data.

The press release clearly indicates what the data are, so that users of the statistics can interpret them correctly. If new statistical standards and concepts are introduced, changes in the research methodology are made, it is necessary to revise the data to ensure the consistency and comparability of data from previous historical series and new data series. Users will be informed about changes in data and reasons in an appropriate and transparent manner, in regular monthly press releases and other publications for the public, as well as on the website of the BiH Agency for Statistics (www.bhas.gov.ba).

DEFINITIONS

Tourism means the activity of visitors taking a trip to a main destination outside their usual environment for less than a year, for leisure, business or other personal purpose other than to be employed by a resident entity in the place visited.

Tourist is every person who, outside his place of permanent residence, spends one night in a hotel or some other accommodation facility for reasons of rest, recreation, health, study, sport, religion, family, business, public tasks or meeting.

Residence is a place where a person came with the intention of permanent stay. A tourist is registered in every place or establishment where he stays and, therefore, in case he/she changes the place or establishment, he/she must register again, which results in data ambiguity. Consequently, the statistics register the number of tourist arrivals and not the number of tourists.

A domestic tourist is a person with permanent residence in the BiH who spends at least one night in a hotel or some other accommodation establishment outside their place or residence.

Foreign tourist is every person with permanent residence outside in BiH who temporarily resides in BiH and who spends at least one night in a hotel or some other accommodation establishment.

Tourist arrivals refer to the number of persons (tourists) who arrived and registered their stay in an accommodation establishment.

Tourist nights refer to every registered overnight stay of a person (tourist) in an accommodation establishment.

Accommodation capacities are presented as the number of rooms, apartments and camping sites, and the number of permanent beds.

Permanent beds are those that are regularly ready-made for renting to guests.

Occupancy rate of permanent beds (net) in the reference period is obtained by dividing the total number of nights by the number of beds on offer and the number of days when the beds are available for use during the reference period. The data are expressed as a percentage.

Occupancy rate of bedrooms (net) in the reference period is obtained by dividing the total number of bedrooms used during the reference period by the number of bedrooms available for use during the reference period. The data is expressed as a percentage.

Organization of tourist arrivals represent the way of organising tourist arrangements. Depending on the way of organising, tourist arrangement can be individual or organised (travel agencies).

Symbols

- no occurrence

0.0 value not zero but less than 0.05

1) Indices greater than 999

Published by the Agency for Statistics of Bosnia and Herzegovina, 71000 Sarajevo, Zelenih beretki 26

Email: bhas@bhas.gov.ba | Website: www.bhas.gov.ba

Vesna Ćužić, Director

Press release prepared by: Azra Bander Demirović and Mirza Agić



Razmislite o očuvanju okoliša prije štampanja dokumenta.