



FIRST RELEASE



You are required to specify a data source when allowed in your product or application.

YEAR XVIII

SARAJEVO, 10/01/2025

NUMBER 10

BUSINESS STATISTICS

Tourism, cumulative

Period, January – November 2024

In the period from January to November 2024, tourists recorded 1,821,060 visits, which is 10.8% more compared to the same period in 2023. Domestic tourists recorded 0.9% more visits compared to the same period in 2023, while foreign tourists recorded 15.2% more visits compared to the same period of the previous year.

In the period from January to November 2024, tourists recorded 3,773,938 overnight stays, which is 8.6% more compared to the same period in 2023. Domestic tourists recorded 1.1% more overnight stays compared to the same period in 2023, while the number of overnight stays by foreign tourists increased by 11.9% compared to the same period of the previous year. In the total number of overnight stays, domestic tourists accounted for 28.9%, while foreign tourists accounted for 71.1%.

Among foreign tourists, the highest number of overnight stays was recorded by tourists from Croatia (13.2%), Serbia (11.5%), Turkey (9.9%), Saudi Arabia (7.9%), Slovenia (5.8%), Germany (4.3%), the USA (3.5%), China (3.3%), Italy (2.9%), and Poland (2.7%), representing 65.0% of the total number of overnight stays. Tourists from other countries accounted for 35.0% of overnight stays.

By type of accommodation, the largest number of overnight stays was recorded in the category of Hotels and similar accommodations, with a share of 94.2%.

Graph 1: Tourist nights for the period January - November of 2023 and 2024.

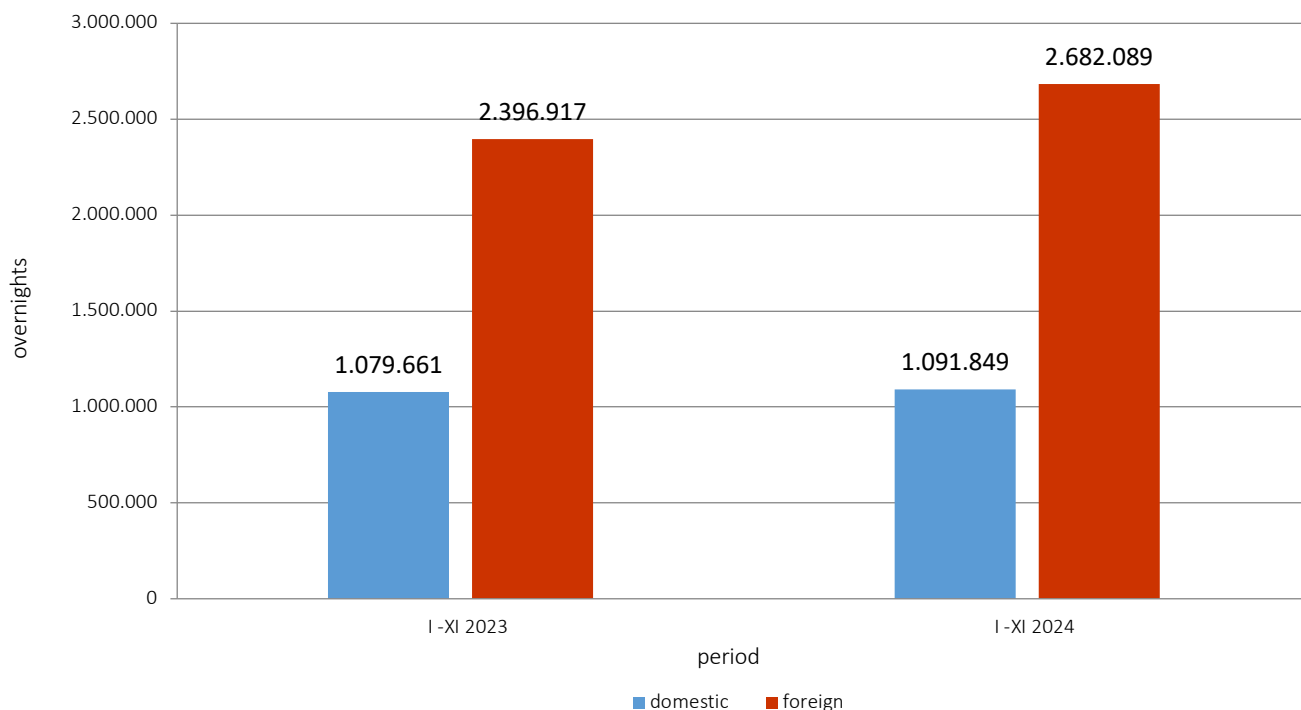
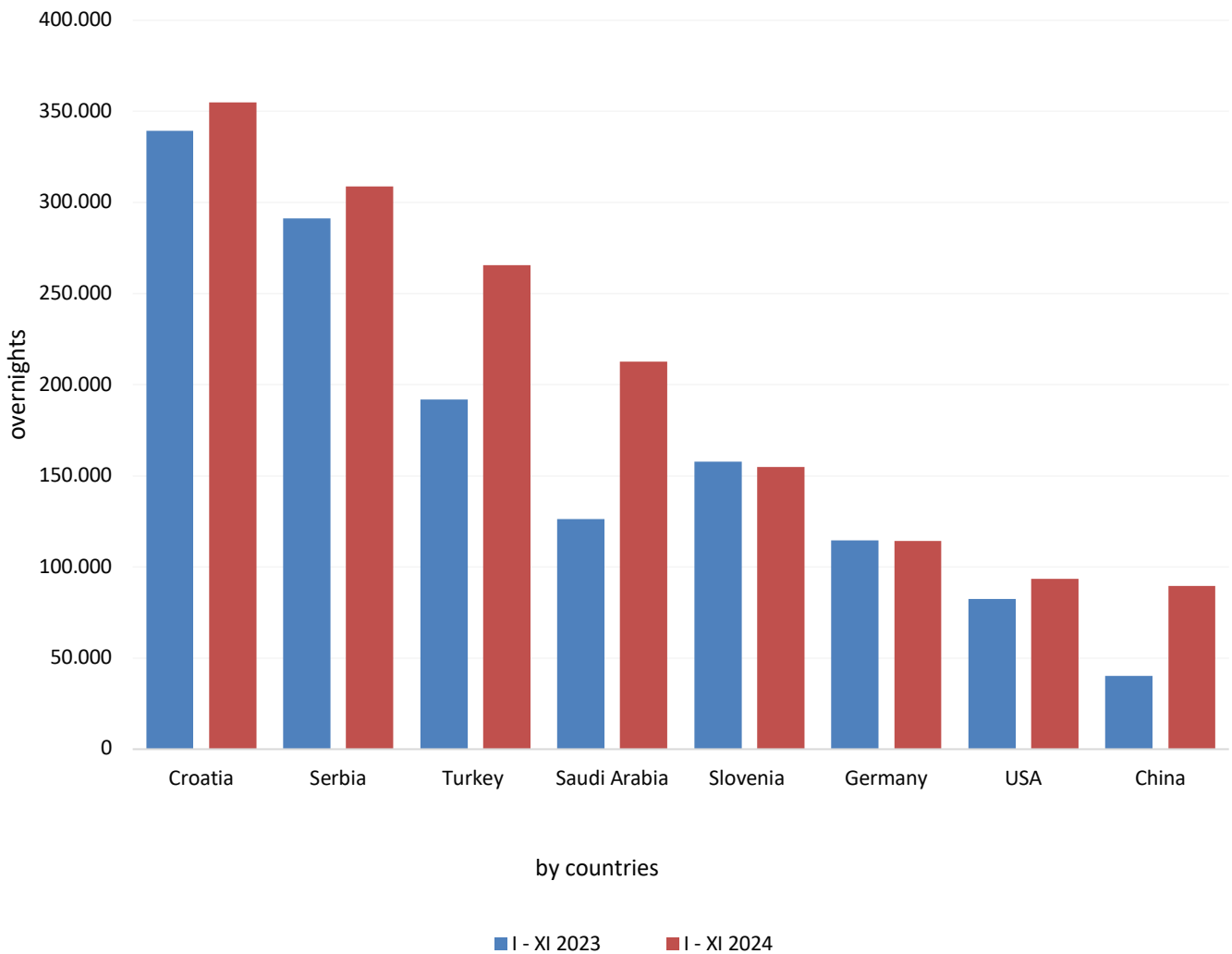


Table 1: Tourist arrivals and overnight stays

| | ARRIVALS | | | OVERNIGHT STAYS | | | I - XI 2024 | |
|-------------------|------------------|------------------|---|------------------|------------------|---|--|--|
| | I - XI 2023* | I - XI 2024 | Indicies $\frac{I - XI 2024}{I - XI 2023}$ | I - XI 2023* | I - XI 2024 | Indicies $\frac{I - XI 2024}{I - XI 2023}$ | The structure of overnights in % | The average number of overnights per check-in |
| Total | 1.643.800 | 1.821.060 | 110,8 | 3.476.578 | 3.773.938 | 108,6 | 100,0 | 2,1 |
| Domestic tourists | 506.054 | 510.433 | 100,9 | 1.079.661 | 1.091.849 | 101,1 | 28,9 | 2,1 |
| Foreign tourists | 1.137.746 | 1.310.627 | 115,2 | 2.396.917 | 2.682.089 | 111,9 | 71,1 | 2,0 |

*) final data

Graph 2: Overnight stays of foreign tourists by country of residence for the period January - November of 2023 and 2024.



By the length of stay of foreign tourists in our country, tourists from Egypt, Iran, and Kuwait rank first with an average of 3.5 nights, followed by tourists from Ireland and Qatar with 3.3 nights, and those from Latvia and France with an average of 3.2 nights.

Graph 3: The structure of overnight stays by tourists according to KD BiH¹⁾ in the period January - November 2023 and 2024

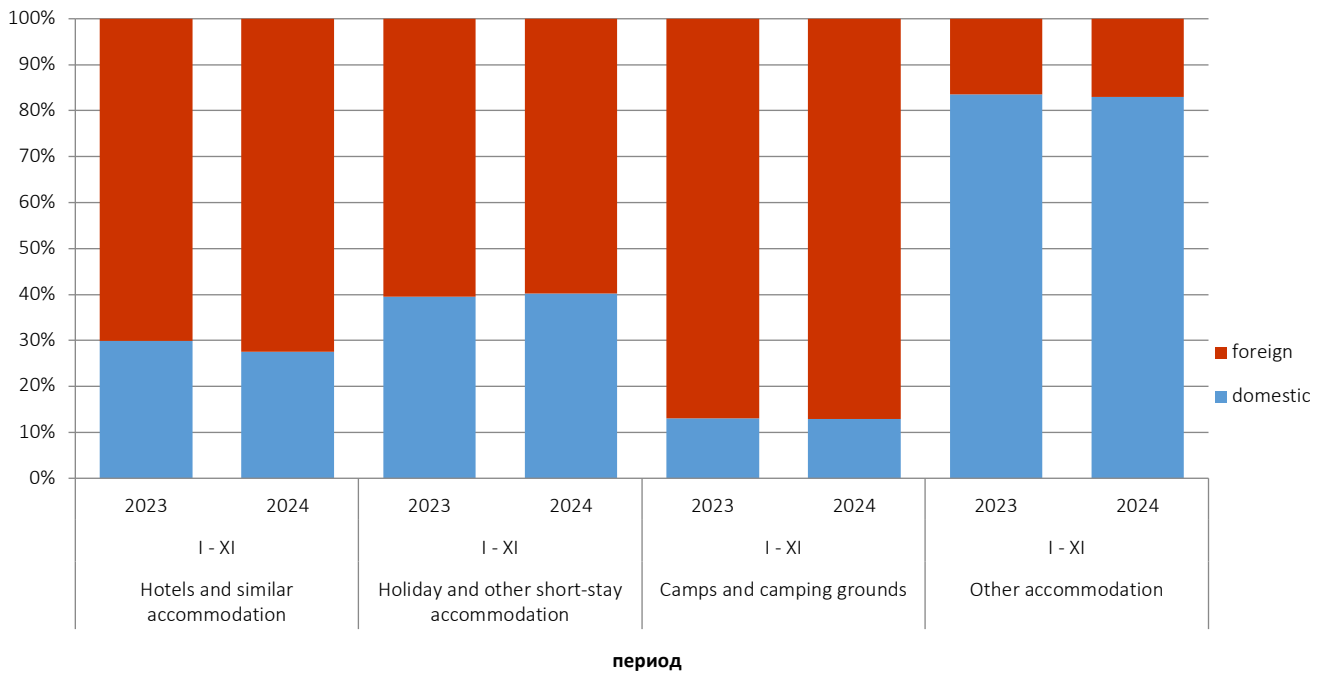


Table 2: Tourist arrivals and overnight stays according to KD BiH ¹⁾

| | ARRIVALS | | | OVERNIGHT STAYS | | | I - XI 2024 |
|---|------------------|------------------|---|------------------|------------------|---|--|
| | I - XI 2023* | I - XI 2024 | Indicies <u>I - XI 2024</u> I - XI 2023 | I - XI 2023* | I - XI 2024 | Indicies <u>I - XI 2024</u> I - XI 2023 | The structure of overnights in % |
| TOTAL | 1.643.800 | 1.821.060 | 110,8 | 3.476.578 | 3.773.938 | 108,6 | 100,0 |
| Hotels and similar accommodation | 1.577.624 | 1.751.942 | 111,0 | 3.275.938 | 3.553.417 | 108,5 | 94,2 |
| Resorts and similar facilities for short breaks | 42.764 | 42.399 | 99,1 | 103.799 | 109.675 | 105,7 | 2,9 |
| Campsites and camping areas | 15.625 | 17.913 | 114,6 | 28.225 | 31.636 | 112,1 | 0,8 |
| Other accommodation | 7.787 | 8.806 | 113,1 | 68.616 | 79.210 | 115,4 | 2,1 |
| Domestic tourists | 506.054 | 510.433 | 100,9 | 1.079.661 | 1.091.849 | 101,1 | 28,9 |
| Hotels and similar accommodation | 477.907 | 482.900 | 101,0 | 977.671 | 977.976 | 100,0 | 25,9 |
| Resorts and similar facilities for short breaks | 19.710 | 17.993 | 91,3 | 41.003 | 44.057 | 107,4 | 1,2 |
| Campsites and camping areas | 2.304 | 2.664 | 115,6 | 3.669 | 4.080 | 111,2 | 0,1 |
| Other accommodation | 6.133 | 6.876 | 112,1 | 57.318 | 65.736 | 114,7 | 1,7 |
| Foreign tourists | 1.137.746 | 1.310.627 | 115,2 | 2.396.917 | 2.682.089 | 111,9 | 71,1 |
| Hotels and similar accommodation | 1.099.717 | 1.269.042 | 115,4 | 2.298.267 | 2.575.441 | 112,1 | 68,2 |
| Resorts and similar facilities for short breaks | 23.054 | 24.406 | 105,9 | 62.796 | 65.618 | 104,5 | 1,7 |
| Campsites and camping areas | 13.321 | 15.249 | 114,5 | 24.556 | 27.556 | 112,2 | 0,7 |
| Other accommodation | 1.654 | 1.930 | 116,7 | 11.298 | 13.474 | 119,3 | 0,4 |

¹⁾Classification of activities of Bosnia and Herzegovina (BiH) 2010

* final data

Table 3: Arrivals and overnight stays of foreign tourists by country of residence

| | ARRIVALS | | | OVERNIGHT STAYS | | | I - XI 2024 | |
|--------------------|------------------|------------------|--|------------------|------------------|--|--|--|
| | I - XI 2023* | I - XI 2024 | Indicies I - XI 2024 I - XI 2023 | I - XI 2023* | I - XI 2024 | Indicies I - XI 2024 I - XI 2023 | The structure of overnights in % | The average number of overnights per check-in |
| TOTAL | 1.137.746 | 1.310.627 | 115,2 | 2.396.917 | 2.682.089 | 111,9 | 100,0 | 2,0 |
| Albania | 3.616 | 3.524 | 97,5 | 10.481 | 7.827 | 74,7 | 0,3 | 2,2 |
| Austria | 33.389 | 34.028 | 101,9 | 65.860 | 63.488 | 96,4 | 2,4 | 1,9 |
| Belgium | 6.840 | 7.011 | 102,5 | 15.415 | 16.059 | 104,2 | 0,6 | 2,3 |
| Bulgaria | 6.569 | 9.051 | 137,8 | 12.223 | 19.356 | 158,4 | 0,7 | 2,1 |
| Montenegro | 27.768 | 28.161 | 101,4 | 61.387 | 63.903 | 104,1 | 2,4 | 2,3 |
| Czech Republic | 8.308 | 8.242 | 99,2 | 15.444 | 15.839 | 102,6 | 0,6 | 1,9 |
| Denmark | 5.141 | 4.628 | 90,0 | 13.693 | 12.166 | 88,8 | 0,5 | 2,6 |
| Estonia | 652 | 576 | 88,3 | 1.395 | 1.277 | 91,5 | 0,0 | 2,2 |
| Finland | 1.688 | 1.827 | 108,2 | 3.344 | 3.685 | 110,2 | 0,1 | 2,0 |
| France | 18.746 | 18.910 | 100,9 | 54.947 | 60.452 | 110,0 | 2,3 | 3,2 |
| Greece | 6.751 | 7.255 | 107,5 | 13.966 | 17.024 | 121,9 | 0,6 | 2,3 |
| Netherlands | 18.492 | 19.618 | 106,1 | 45.081 | 47.164 | 104,6 | 1,8 | 2,4 |
| Croatia | 152.019 | 157.836 | 103,8 | 339.291 | 354.922 | 104,6 | 13,2 | 2,2 |
| Ireland | 3.165 | 4.539 | 143,4 | 10.022 | 15.083 | 150,5 | 0,6 | 3,3 |
| Iceland | 441 | 278 | 63,0 | 1.001 | 617 | 61,6 | 0,0 | 2,2 |
| Italy | 27.512 | 33.560 | 122,0 | 59.872 | 77.498 | 129,4 | 2,9 | 2,3 |
| Cyprus | 821 | 1.414 | 172,2 | 1.428 | 2.174 | 152,2 | 0,1 | 1,5 |
| Latvia | 973 | 794 | 81,6 | 2.689 | 2.541 | 94,5 | 0,1 | 3,2 |
| Lithuania | 1.135 | 1.285 | 113,2 | 1.800 | 3.392 | 188,4 | 0,1 | 2,6 |
| Luxembourg | 1.000 | 1.362 | 136,2 | 2.161 | 3.212 | 148,6 | 0,1 | 2,4 |
| Hungary | 17.332 | 18.532 | 106,9 | 33.621 | 34.675 | 103,1 | 1,3 | 1,9 |
| Malta | 1.138 | 1.858 | 163,3 | 2.441 | 3.859 | 158,1 | 0,1 | 2,1 |
| Norway | 4.369 | 4.151 | 95,0 | 9.357 | 9.497 | 101,5 | 0,4 | 2,3 |
| Germany | 53.684 | 53.376 | 99,4 | 114.676 | 114.277 | 99,7 | 4,3 | 2,1 |
| Poland | 24.092 | 32.228 | 133,8 | 59.537 | 73.510 | 123,5 | 2,7 | 2,3 |
| Portugal | 2.490 | 3.573 | 143,5 | 5.885 | 6.342 | 107,8 | 0,2 | 1,8 |
| Romania | 5.804 | 7.594 | 130,8 | 10.883 | 19.086 | 175,4 | 0,7 | 2,5 |
| Russia | 9.164 | 9.406 | 102,6 | 17.191 | 18.725 | 108,9 | 0,7 | 2,0 |
| Northern Macedonia | 12.739 | 13.213 | 103,7 | 25.880 | 24.939 | 96,4 | 0,9 | 1,9 |
| Slovak Republic | 5.953 | 6.847 | 115,0 | 11.920 | 14.714 | 123,4 | 0,5 | 2,1 |
| Slovenia | 72.577 | 72.260 | 99,6 | 157.884 | 154.777 | 98,0 | 5,8 | 2,1 |

(continued on next page)

| | ARRIVALS | | | OVERNIGHT STAYS | | | I - XI 2024 | |
|--|--------------|-------------|--|-----------------|-------------|--|---|---|
| | I - XI 2023* | I - XI 2024 | Indicies I - XI 2024 I - XI 2023 | I - XI 2023* | I - XI 2024 | Indicies I - XI 2024 I - XI 2023 | The structure of overnights in % | The average number of overnights per check- in |
| Serbia | 139.602 | 147.072 | 105,4 | 291.412 | 308.775 | 106,0 | 11,5 | 2,1 |
| Spain | 10.662 | 13.866 | 130,1 | 23.248 | 28.695 | 123,4 | 1,1 | 2,1 |
| Switzerland (including Liechtenstein) | 13.768 | 13.200 | 95,9 | 28.124 | 27.385 | 97,4 | 1,0 | 2,1 |
| Sweden | 11.401 | 9.970 | 87,4 | 25.997 | 23.209 | 89,3 | 0,9 | 2,3 |
| Turkey | 138.216 | 200.469 | 145,0 | 192.035 | 265.554 | 138,3 | 9,9 | 1,3 |
| United Kingdom | 13.343 | 20.632 | 154,6 | 34.527 | 53.695 | 155,5 | 2,0 | 2,6 |
| Ukraine | 2.302 | 2.902 | 126,1 | 5.256 | 8.884 | 169,0 | 0,3 | 3,1 |
| Other European countries | 3.464 | 3.795 | 109,6 | 8.491 | 11.267 | 132,7 | 0,4 | 3,0 |
| Egypt | 777 | 898 | 115,6 | 2.474 | 3.172 | 128,2 | 0,1 | 3,5 |
| South Africa | 420 | 547 | 130,2 | 811 | 1.483 | 182,9 | 0,1 | 2,7 |
| Other African countries | 2.205 | 1.928 | 87,4 | 5.394 | 6.243 | 115,7 | 0,2 | 3,2 |
| Canada | 5.753 | 7.001 | 121,7 | 12.864 | 15.136 | 117,7 | 0,6 | 2,2 |
| USA | 35.672 | 39.818 | 111,6 | 82.520 | 93.558 | 113,4 | 3,5 | 2,3 |
| Other North American Countries | 990 | 2.941 | 297,1 | 1.965 | 6.316 | 321,4 | 0,2 | 2,1 |
| Brasil | 3.685 | 5.376 | 145,9 | 7.094 | 9.424 | 132,8 | 0,4 | 1,8 |
| Other South and Central American Countries | 6.840 | 7.865 | 115,0 | 12.561 | 14.759 | 117,5 | 0,6 | 1,9 |
| Bahrain | 4.014 | 1.175 | 29,3 | 11.439 | 2.980 | 26,1 | 0,1 | 2,5 |
| India | 3.039 | 3.091 | 101,7 | 6.075 | 5.994 | 98,7 | 0,2 | 1,9 |
| Iran | 391 | 297 | 76,0 | 1.172 | 1.049 | 89,5 | 0,0 | 3,5 |
| Israel | 10.846 | 10.922 | 100,7 | 26.072 | 28.769 | 110,3 | 1,1 | 2,6 |
| Japan | 1.713 | 2.476 | 144,5 | 3.021 | 3.708 | 122,7 | 0,1 | 1,5 |
| South Korea | 12.840 | 9.470 | 73,8 | 16.813 | 13.206 | 78,5 | 0,5 | 1,4 |
| Qatar | 3.921 | 2.971 | 75,8 | 12.787 | 9.860 | 77,1 | 0,4 | 3,3 |
| China | 28.739 | 71.257 | 247,9 | 40.242 | 89.654 | 222,8 | 3,3 | 1,3 |
| Kuwait | 14.093 | 14.620 | 103,7 | 53.168 | 51.026 | 96,0 | 1,9 | 3,5 |
| Malaysia | 11.923 | 9.005 | 75,5 | 14.873 | 11.853 | 79,7 | 0,4 | 1,3 |
| Oman | 15.341 | 1.106 | 7,2 | 36.668 | 2.658 | 7,2 | 0,1 | 2,4 |
| Saudi Arabia | 52.772 | 91.639 | 173,7 | 126.334 | 212.766 | 168,4 | 7,9 | 2,3 |
| United Arab Emirates | 24.894 | 15.876 | 63,8 | 74.278 | 48.049 | 64,7 | 1,8 | 3,0 |
| Other Asian countries | 19.561 | 20.363 | 104,1 | 36.062 | 36.285 | 100,6 | 1,4 | 1,8 |
| Australia | 8.478 | 9.192 | 108,4 | 19.039 | 20.631 | 108,4 | 0,8 | 2,2 |
| Mainland New Zealand | 873 | 1.141 | 130,7 | 1.977 | 2.782 | 140,7 | 0,1 | 2,4 |
| Other Oceania Countries | 840 | 809 | 96,3 | 1.349 | 1.184 | 87,8 | 0,0 | 1,5 |

*final data

METHODOLOGICAL EXPLANATIONS

The purpose of the statistical survey

The purpose of the statistical survey is to monitor the tourist activity realised in commercial accommodation establishments and to provide internationally comparable BiH's tourism statistics in accordance with current EU Regulations for the tourism statistics.

Observation units

Observation units are all business entities /legal units which are, by the main activity, registered in accommodation activity (division 55 - KD BiH 2010), persons as well as households that rent accommodation establishments to tourists. For the purpose of the survey, Classification of Activities in Bosnia and Herzegovina - KD BiH 2010 was used, and it is fully compliant with the European Classification of Economic Activities - NACE Rev. 2.

Coverage

Reporting units are all business entities (enterprises, craftsmen, cooperatives, institutions, associations etc.) and their constituent units that are registered according to KD BiH 2010 under section : 55.1 (hotels and similar accommodation), 55.2 (holiday and other short - stay accommodation), 55.3 (camps and camping grounds), 55.9 (other uncategorised accommodation), health care institutions in which person themselves bear the fee for medical rehabilitation or their stay: business entities that deal with the mediation of accommodation of guests in: households, houses, camps, apartments and rooms which are directly rented by private persons/households. Survey covers the entire territory of Bosnia and Herzegovina.

Source and methods of data collection

Data on tourists turnover (number of tourist arrivals and tourist nights) are collected from regular monthly report (TU-11 form). Reports are usually made based on reception records in guest books, entities and their parts engaged in organising and arranging of tourists.

Definitions

Tourism means the activity of visitors taking a trip to a main destination outside their usual environment for less than a year, for leisure, business or other personal purpose other than to be employed by a resident entity in the place visited.

Tourist is every person who, outside his place of permanent residence, spends one night in a hotel or some other accommodation facility for reasons of rest, recreation, health, study, sport, religion, family, business, public tasks or meeting.

Residence is a place where a person came with the intention of permanent stay.

Domestic tourist is a person with permanent residence in the BiH who spends at least one night in a hotel or same other accommodation establishment outside their place or residence.

Foreign tourist is every person with permanent residence outside in BiH who temporarily resides in BiH and who spends at least one night in a hotel or same other accommodation establishment.

Symbols

- no occurrence

0,0 value not zero but less than 0,05

1) Indices greater than 999

Published by the Agency for Statistics of Bosnia and Herzegovina, 71000 Sarajevo, Zelenih beretki 26

Phone: +387 (33) 911 911 | Fax: +387 (33) 220 622
Email: bhas@bhas.gov.ba | Website: www.bhas.gov.ba

Responsible persons:

Velimir Jukić, Assistant Director for Business Statistics

Vesna Čužić, Director

Press release prepared by: Azra Bander Demirović and Mirza Agić



Razmislite o očuvanju okoliša prije štampanja dokumenta.