



FIRST RELEASE



You are required to specify a data source when allowed in your product or application.

YEAR XVIII

SARAJEVO, 07/02/2025

NUMBER 11

BUSINESS STATISTICS

Tourism, cumulative

Period, January – December 2024

In the period from January to December 2024, tourists made 1,935,745 visits, which is an increase of 10.3% compared to the same period in 2023. Domestic tourists made 0.5% more visits compared to the same period in 2023, while foreign tourists made 14.8% more visits compared to the same period last year.

In the period from January to December 2024, tourists achieved 4,002,561 overnight stays, which is an increase of 8.5% compared to the same period in 2023. Domestic tourists achieved 1.1% more overnight stays compared to the same period in 2023, while the number of overnight stays by foreign tourists increased by 11.9% compared to the same period last year. In total, domestic tourists accounted for 29.5% of the overnight stays, while foreign tourists accounted for 70.5%.

In the structure of overnight stays by foreign tourists, the highest number of overnight stays came from tourists from Croatia (13.9%), Serbia (11.6%), Turkey (9.8%), Saudi Arabia (7.6%), Slovenia (6.0%), Germany (4.3%), the USA and China (3.4% each), Italy (2.9%), Poland (2.6%), and Austria and Montenegro (2.5% each), accounting for 70.5% of the total number of overnight stays. Tourists from other countries accounted for 29.5% of the overnight stays.

By the type of accommodation, the largest number of overnight stays was recorded in the "Hotels and similar accommodation" category, accounting for 94.2%.

Graph 1: Tourist nights for the period January - December of 2023 and 2024.

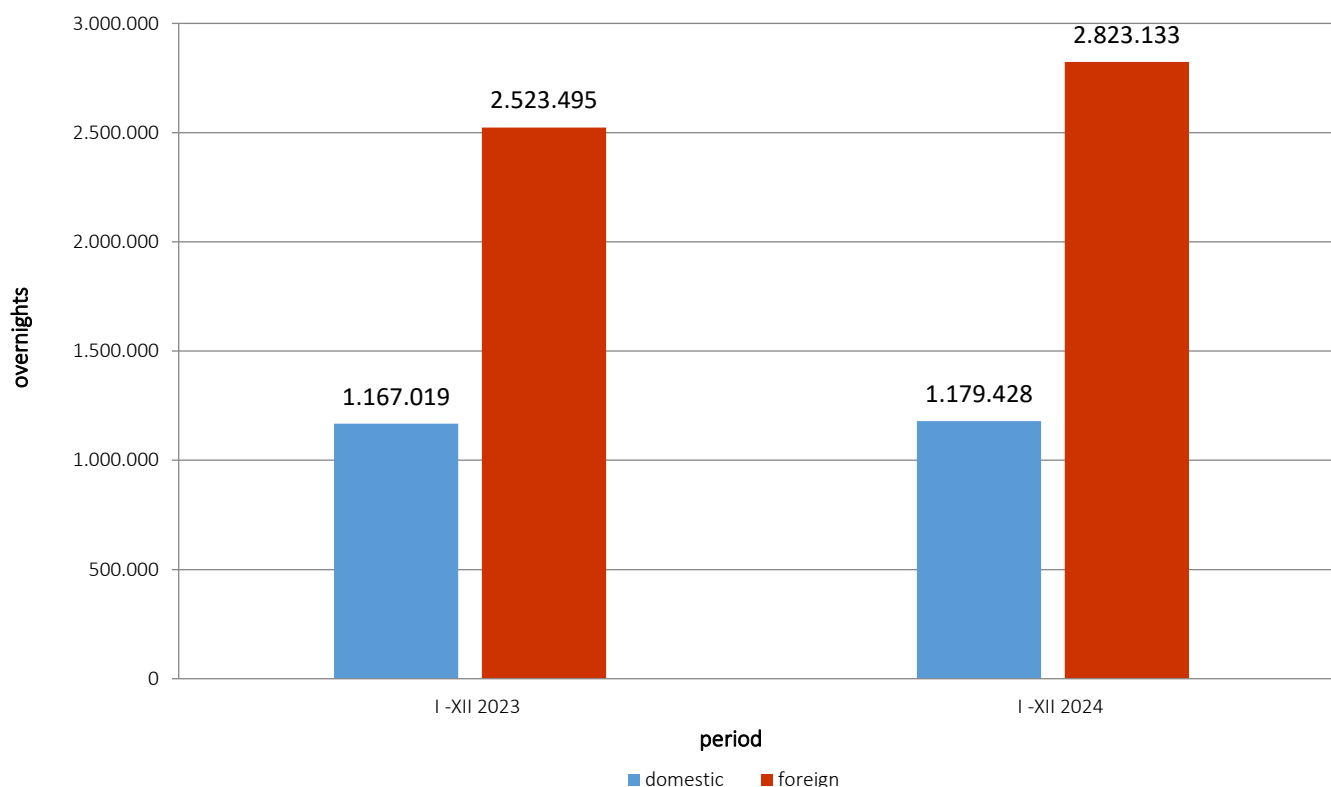
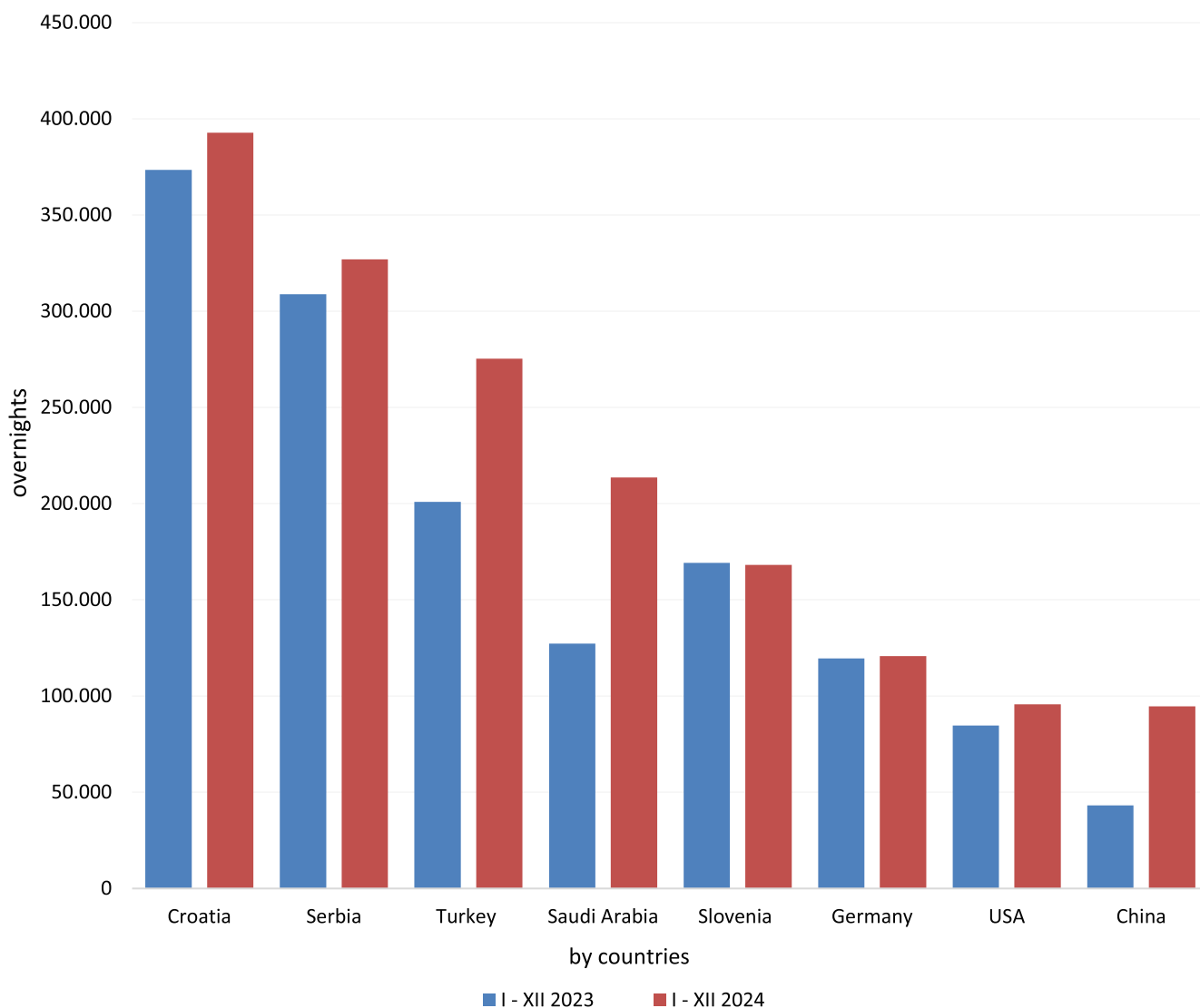


Table 1: Tourist arrivals and overnight stays

	ARRIVALS			OVERNIGHT STAYS			I - XII 2024	
	I - XII 2023*	I - XII 2024	Indicies $\frac{I - XII 2024}{I - XII 2023}$	I - XII 2023*	I - XII 2024	Indicies $\frac{I - XII 2024}{I - XII 2023}$	The structure of overnights in %	The average number of overnights per check-in
Total	1,755,040	1,935,745	110.3	3,690,514	4,002,561	108.5	100.0	2.1
Domestic tourists	556,244	558,971	100.5	1,167,019	1,179,428	101.1	29.5	2.1
Foreign tourists	1,198,796	1,376,774	114.8	2,523,495	2,823,133	111.9	70.5	2.1

*) final data

Graph 2: Overnight stays of foreign tourists by country of residence for the period January - December of 2023 and 2024.



By the length of stay of foreign tourists in our country, tourists from Egypt, Iran, and Kuwait are in first place with an average stay of 3.5 nights, followed by tourists from Ireland and Qatar with 3.3 nights, and Latvia and France with 3.2 nights on average.

Graph 3: The structure of overnight stays by tourists according to KD BiH¹⁾ in the period January - December 2023 and 2024

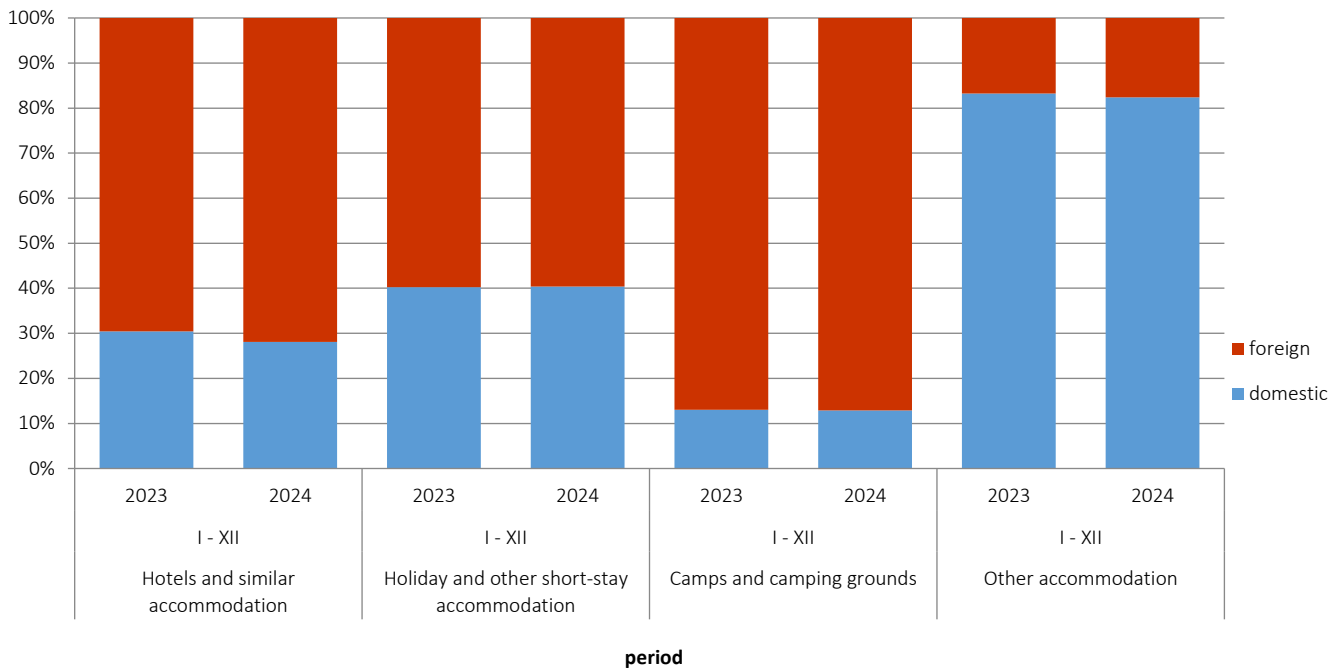


Table 2: Tourist arrivals and overnight stays according to KD BiH¹⁾

	ARRIVALS			OVERNIGHT STAYS			I - XII 2024
	I -XII 2023*	I - XII 2024	Indicies $\frac{I - XII 2024}{I - XII 2023}$	I -XII 2023*	I - XII 2024	Indicies $\frac{I - XII 2024}{I - XII 2023}$	The structure of overnights in %
TOTAL	1,755,040	1,935,745	110.3	3,690,514	4,002,561	108.5	100.0
Hotels and similar accommodation	1,685,493	1,863,488	110.6	3,478,642	3,769,854	108.4	94.2
Resorts and similar facilities for short breaks	45,473	44,741	98.4	110,152	116,117	105.4	2.9
Campsites and camping areas	15,803	18,069	114.3	28,469	31,823	111.8	0.8
Other accommodation	8,271	9,447	114.2	73,251	84,767	115.7	2.1
Domestic tourists	556,244	558,971	100.5	1,167,019	1,179,428	101.1	29.5
Hotels and similar accommodation	526,136	529,784	100.7	1,058,024	1,058,626	100.1	26.4
Resorts and similar facilities for short breaks	21,347	19,249	90.2	44,299	46,887	105.8	1.2
Campsites and camping areas	2,324	2,679	115.3	3,710	4,105	110.6	0.1
Other accommodation	6,437	7,259	112.8	60,986	69,810	114.5	1.7
Foreign tourists	1,198,796	1,376,774	114.8	2,523,495	2,823,133	111.9	70.5
Hotels and similar accommodation	1,159,357	1,333,704	115.0	2,420,618	2,711,228	112.0	67.7
Resorts and similar facilities for short breaks	24,126	25,492	105.7	65,853	69,230	105.1	1.7
Campsites and camping areas	13,479	15,390	114.2	24,759	27,718	112.0	0.7
Other accommodation	1,834	2,188	119.3	12,265	14,957	121.9	0.4

¹⁾Classification of activities of Bosnia and Herzegovina (BiH) 2010

* final data

Table 3: Arrivals and overnight stays of foreign tourists by country of residence

	ARRIVALS			OVERNIGHT STAYS			I - XII 2024	
	I - XII 2023*	I - XII 2024	Indicies <u>I - XII 2024</u> I - XII 2023	I - XII 2023*	I - XII 2024	Indicies <u>I - XII 2024</u> I - XII 2023	The structure of overnights in %	The average number of overnights per check-in
TOTAL	1,198,796	1,376,774	114.8	2,523,495	2,823,133	111.9	100.0	2.1
Albania	3,836	3,689	96.2	11,000	8,111	73.7	0.3	2.2
Austria	35,971	36,928	102.7	71,465	69,785	97.6	2.5	1.9
Belgium	7,001	7,272	103.9	15,780	16,612	105.3	0.6	2.3
Bulgaria	7,067	9,644	136.5	13,267	20,650	155.6	0.7	2.1
Montenegro	30,232	30,754	101.7	66,044	69,191	104.8	2.5	2.2
Czech Republic	8,462	8,498	100.4	15,790	16,548	104.8	0.6	1.9
Denmark	5,230	4,732	90.5	13,927	12,420	89.2	0.4	2.6
Estonia	657	592	90.1	1,408	1,313	93.3	0.0	2.2
Finland	1,720	1,855	107.8	3,415	3,748	109.8	0.1	2.0
France	19,166	19,523	101.9	55,909	62,283	111.4	2.2	3.2
Greece	6,853	7,367	107.5	14,347	17,293	120.5	0.6	2.3
Netherlands	18,938	20,117	106.2	46,014	48,366	105.1	1.7	2.4
Croatia	167,609	174,405	104.1	373,495	392,808	105.2	13.9	2.3
Ireland	3,236	4,701	145.3	10,173	15,383	151.2	0.5	3.3
Iceland	449	284	63.3	1,012	625	61.8	0.0	2.2
Italy	28,587	35,070	122.7	62,080	80,972	130.4	2.9	2.3
Cyprus	834	1,529	183.3	1,473	2,388	162.1	0.1	1.6
Latvia	977	819	83.8	2,694	2,584	95.9	0.1	3.2
Lithuania	1,160	1,309	112.8	1,856	3,458	186.3	0.1	2.6
Luxembourg	1,071	1,469	137.2	2,388	3,556	148.9	0.1	2.4
Hungary	17,874	19,141	107.1	34,618	35,667	103.0	1.3	1.9
Malta	1,163	1,867	160.5	2,480	3,889	156.8	0.1	2.1
Norway	4,468	4,248	95.1	9,524	9,701	101.9	0.3	2.3
Germany	55,862	56,094	100.4	119,605	120,794	101.0	4.3	2.2
Poland	24,372	32,814	134.6	60,201	74,667	124.0	2.6	2.3
Portugal	2,537	3,618	142.6	5,995	6,455	107.7	0.2	1.8
Romania	5,950	7,817	131.4	11,200	19,749	176.3	0.7	2.5
Russia	9,788	10,076	102.9	18,376	19,952	108.6	0.7	2.0
Northern Macedonia	13,923	14,052	100.9	28,149	26,701	94.9	0.9	1.9
Slovak Republic	6,402	7,018	109.6	12,812	15,099	117.9	0.5	2.2
Slovenia	78,117	77,961	99.8	169,165	168,132	99.4	6.0	2.2

(continued on next page)

	ARRIVALS			OVERNIGHT STAYS			I - XII 2024	
	I -XII 2023*	I - XII 2024	Indicies <u>I - XII 2024</u> I - XII 2023	I -XII 2023*	I - XII 2024	Indicies <u>I - XII 2024</u> I - XII 2023	The structure of overnights in %	The average number of overnights per check- in
Serbia	149,363	156,744	104.9	308,907	326,969	105.8	11.6	2.1
Spain	10,906	14,063	128.9	24,022	29,141	121.3	1.0	2.1
Switzerland (including Liechtenstein)	14,662	14,276	97.4	30,072	29,728	98.9	1.1	2.1
Sweden	11,754	10,356	88.1	26,727	24,092	90.1	0.9	2.3
Turkey	142,710	205,831	144.2	200,951	275,389	137.0	9.8	1.3
United Kingdom	14,101	21,662	153.6	36,376	56,011	154.0	2.0	2.6
Ukraine	2,439	3,196	131.0	5,592	9,345	167.1	0.3	2.9
Other European countries	3,638	4,075	112.0	8,972	11,798	131.5	0.4	2.9
Egypt	806	963	119.5	2,583	3,466	134.2	0.1	3.6
South Africa	428	562	131.3	820	1,514	184.6	0.1	2.7
Other African countries	2,329	2,047	87.9	5,604	6,626	118.2	0.2	3.2
Canada	5,926	7,142	120.5	13,282	15,540	117.0	0.6	2.2
USA	36,592	40,548	110.8	84,751	95,650	112.9	3.4	2.4
Other North American Countries	1,012	3,049	301.3	2,018	6,653	329.7	0.2	2.2
Brasil	3,737	5,451	145.9	7,335	9,568	130.4	0.3	1.8
Other South and Central American Countries	6,940	8,017	115.5	12,781	15,029	117.6	0.5	1.9
Bahrain	4,050	1,192	29.4	11,534	3,050	26.4	0.1	2.6
India	3,162	3,240	102.5	6,367	6,363	99.9	0.2	2.0
Iran	407	316	77.6	1,209	1,118	92.5	0.0	3.5
Israel	10,872	10,971	100.9	26,140	28,835	110.3	1.0	2.6
Japan	1,766	2,557	144.8	3,119	3,853	123.5	0.1	1.5
South Korea	13,163	9,726	73.9	17,166	13,508	78.7	0.5	1.4
Qatar	4,047	3,033	74.9	13,332	10,110	75.8	0.4	3.3
China	30,615	74,996	245.0	43,203	94,692	219.2	3.4	1.3
Kuwait	14,286	14,745	103.2	53,759	51,506	95.8	1.8	3.5
Malaysia	12,960	9,537	73.6	16,062	12,658	78.8	0.4	1.3
Oman	15,505	1,153	7.4	37,065	2,799	7.6	0.1	2.4
Saudi Arabia	53,192	91,994	172.9	127,260	213,664	167.9	7.6	2.3
United Arab Emirates	26,238	16,869	64.3	78,933	51,649	65.4	1.8	3.1
Other Asian countries	21,160	21,659	102.4	38,552	38,451	99.7	1.4	1.8
Australia	8,704	9,444	108.5	19,779	21,281	107.6	0.8	2.3
Mainland New Zealand	897	1,176	131.1	2,101	2,871	136.6	0.1	2.4
Other Oceania Countries	917	921	100.4	1,459	1,306	89.5	0.0	1.4

*final data

METHODOLOGICAL EXPLANATIONS

The purpose of the statistical survey

The purpose of the statistical survey is to monitor the tourist activity realised in commercial accommodation establishments and to provide internationally comparable BiH's tourism statistics in accordance with current EU Regulations for the tourism statistics.

Observation units

Observation units are all business entities /legal units which are, by the main activity, registered in accommodation activity (division 55 - KD BiH 2010), persons as well as households that rent accommodation establishments to tourists. For the purpose of the survey, Classification of Activities in Bosnia and Herzegovina - KD BiH 2010 was used, and it is fully compliant with the European Classification of Economic Activities - NACE Rev. 2.

Coverage

Reporting units are all business entities (enterprises, craftsmen, cooperatives, institutions, associations etc.) and their constituent units that are registered according to KD BiH 2010 under section : 55.1 (hotels and similar accommodation), 55.2 (holiday and other short - stay accommodation), 55.3 (camps and camping grounds), 55.9 (other uncategorised accommodation), health care institutions in which person themselves bear the fee for medical rehabilitation or their stay: business entities that deal with the mediation of accommodation of guests in: households, houses, camps, apartments and rooms which are directly rented by private persons/households. Survey covers the entire territory of Bosnia and Herzegovina.

Source and methods of data collection

Data on tourists turnover (number of tourist arrivals and tourist nights) are collected from regular monthly report (TU-11 form). Reports are usually made based on reception records in guest books, entities and their parts engaged in organising and arranging of tourists.

Definitions

Tourism means the activity of visitors taking a trip to a main destination outside their usual environment for less than a year, for leisure, business or other personal purpose other than to be employed by a resident entity in the place visited.

Tourist is every person who, outside his place of permanent residence, spends one night in a hotel or some other accommodation facility for reasons of rest, recreation, health, study, sport, religion, family, business, public tasks or meeting.

Residence is a place where a person came with the intention of permanent stay.

Domestic tourist is a person with permanent residence in the BiH who spends at least one night in a hotel or same other accommodation establishment outside their place or residence.

Foreign tourist is every person with permanent residence outside in BiH who temporarily resides in BiH and who spends at least one night in a hotel or same other accommodation establishment.

Symbols

- no occurrence

0,0 value not zero but less than 0,05

Published by the Agency for Statistics of Bosnia and Herzegovina, 71000 Sarajevo, Zelenih beretki 26

Phone: +387 (33) 911 911 | Fax: +387 (33) 220 622
Email: bhas@bhas.gov.ba | Website: www.bhas.gov.ba

Responsible persons:

Velimir Jukić, Assistant Director for Business Statistics

Vesna Čužić, Director

Press release prepared by: Azra Bander Demirović and Mirza Agić



Razmislite o očuvanju okoliša prije štampanja dokumenta.