



FIRST RELEASE



You are required to specify a data source when allowed in your product or application.

YEAR XIX

SARAJEVO, 08/04/2025

NUMBER 1

BUSINESS STATISTICS

Tourism, cumulative

Period, January – February 2025

In the period from January to February 2025, tourists recorded 197,964 visits, which is a 6.2% increase compared to the same period in 2024. Domestic tourists recorded 3.4% fewer visits compared to the same period in 2024, while foreign tourists recorded 12.8% more visits compared to the same period last year.

In the period from January to February 2025, tourists recorded 449,281 overnight stays, which is a 5.8% increase compared to the same period in 2024. Domestic tourists recorded 3.2% fewer overnight stays compared to the same period in 2024, while the number of overnight stays by foreign tourists increased by 10.8% compared to the same period last year. The share of domestic tourists in the total number of overnight stays is 32.6%, while the share of foreign tourists is 67.4%.

In the structure of foreign tourists' overnight stays, the most overnight stays were recorded by tourists from Croatia (33.9%), Serbia (18.2%), Turkey (8.6%), Slovenia (7.2%), and Montenegro (4.5%), which accounts for 72.4% of the total number of overnight stays. Tourists from other countries recorded 27.6% of overnight stays.

By type of accommodation, the largest number of overnight stays was recorded in the sector of Hotels and similar accommodation, with a share of 95.4%.

Graph 1: Tourist nights for the period January - February of 2024 and 2025.

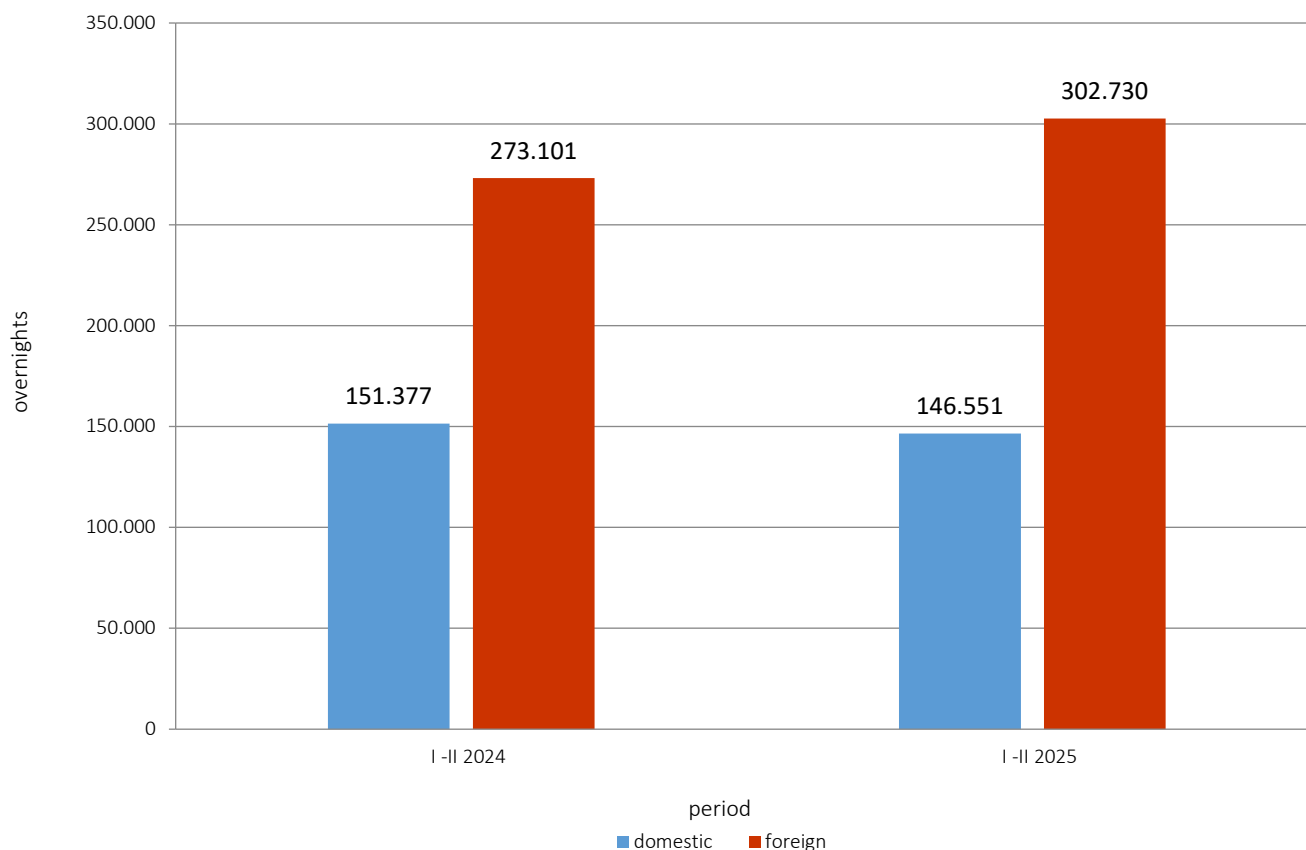
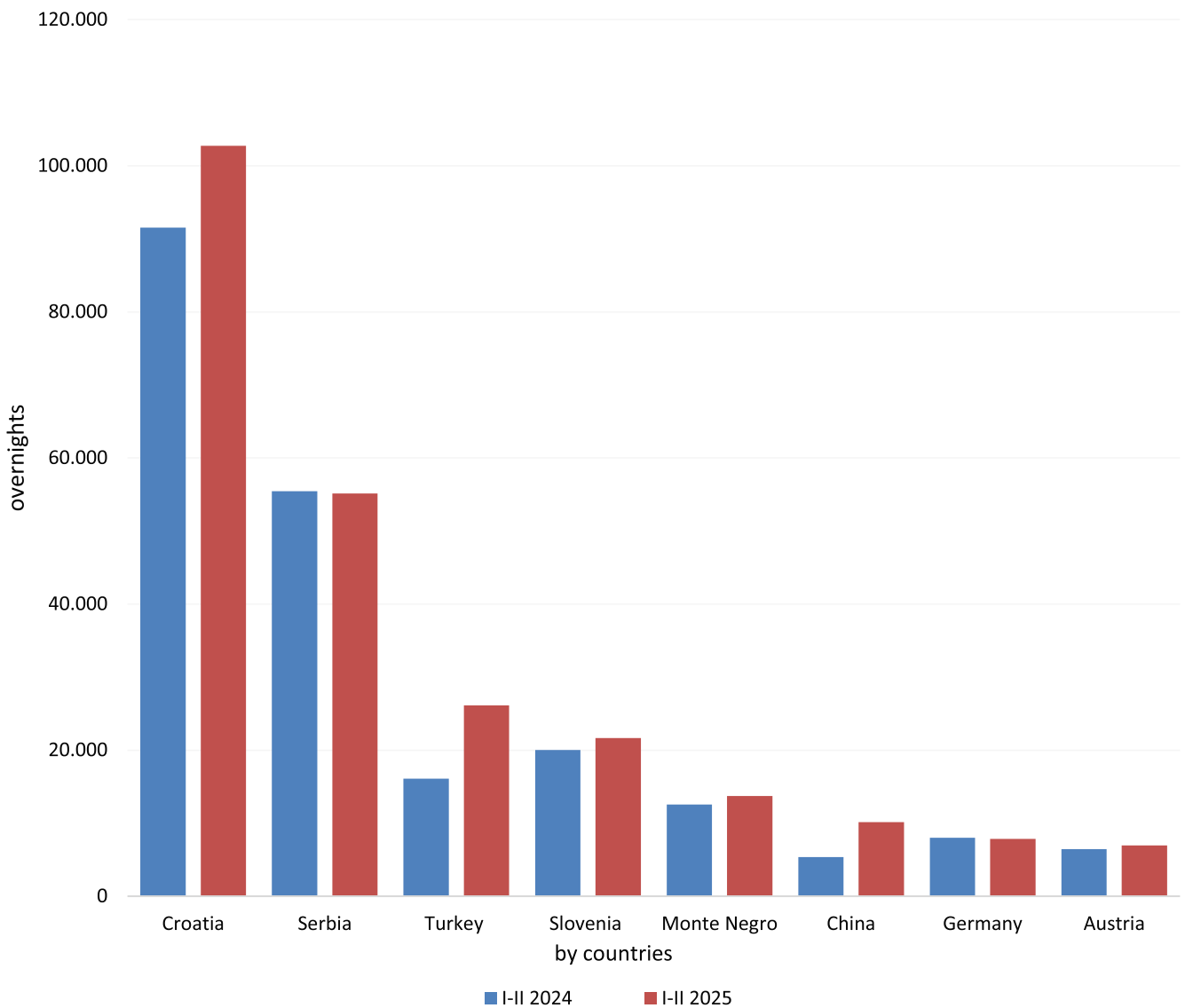


Table 1: Tourist arrivals and overnight stays

	ARRIVALS			OVERNIGHT STAYS			I - II 2025	
	I-II 2024*	I - II 2025	Indicies $\frac{I - II 2025}{I - II 2024}$	I-II 2024*	I - II 2025	Indicies $\frac{I - II 2025}{I - II 2024}$	The structure of overnights in %	The average number of overnights per check-in
Total	186,423	197,964	106.2	424,478	449,281	105.8	100.0	2.3
Domestic tourists	76,254	73,650	96.6	151,377	146,551	96.8	32.6	2.0
Foreign tourists	110,169	124,314	112.8	273,101	302,730	110.8	67.4	2.4

*) final data

Graph 2: Overnight stays of foreign tourists by country of residence for the period January - February of 2024 and 2025.



In terms of the length of stay of foreign tourists in our country, the first place is held by tourists from Estonia with an average of 5.0 nights, followed by tourists from Egypt with 4.8 nights, New Zealand with 4.4 nights, Kuwait with 3.4 nights, and Luxembourg, Qatar, Israel, the United Arab Emirates, and Ireland, each with an average of 3.2 nights.

Graph 3: The structure of overnight stays by tourists according to KD BiH¹⁾ in the period January - February of 2024 and 2025.

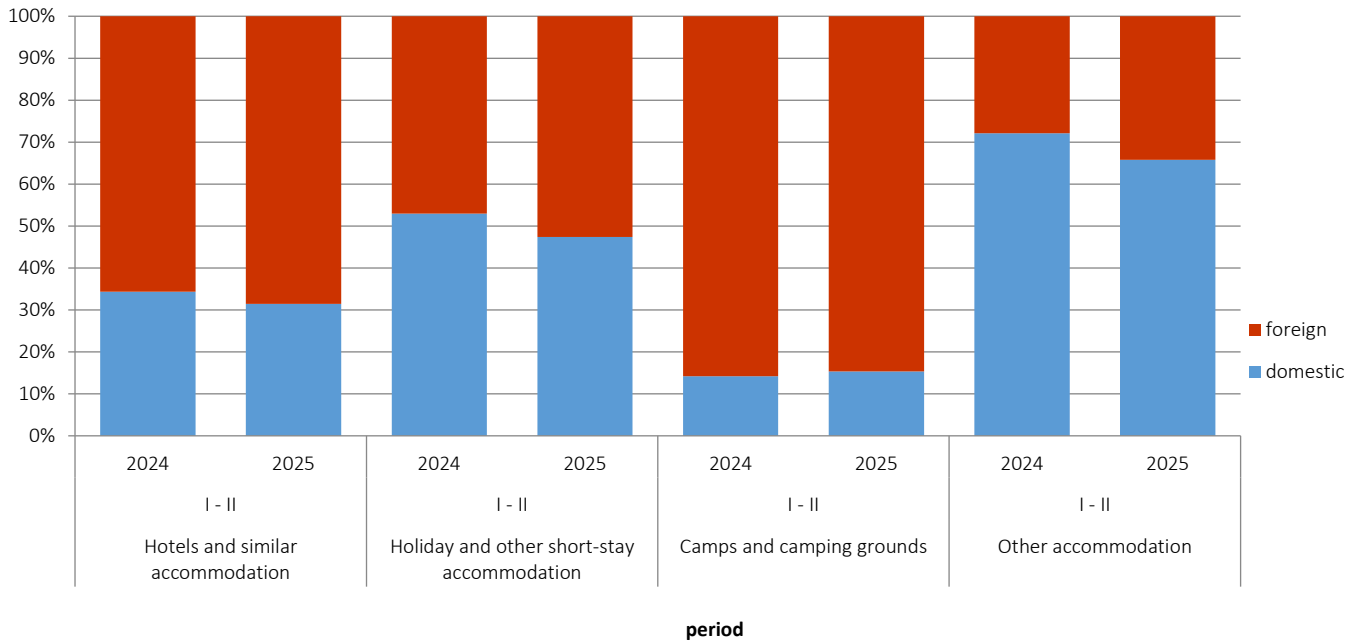


Table 2: Tourist arrivals and overnight stays according to KD BiH¹⁾

	ARRIVALS			OVERNIGHT STAYS			I - II 2025
	I - II 2024*	I - II 2025	Indicies <u>I - II 2025</u> I - II 2024	I - II 2024*	I - II 2025	Indicies <u>I - II 2025</u> I - II 2024	The structure of overnights in %
TOTAL	186,423	197,964	106.2	424,478	449,281	105.8	100.0
Hotels and similar accommodation	181,194	192,971	106.5	404,828	428,750	105.9	95.4
Resorts and similar facilities for short breaks	4,006	3,732	93.2	9,583	9,550	99.7	2.1
Campsites and camping areas	168	154	91.7	254	221	87.0	0.0
Other accommodation	1,055	1,107	104.9	9,813	10,760	109.7	2.4
Domestic tourists	76,254	73,650	96.6	151,377	146,551	96.8	32.6
Hotels and similar accommodation	73,153	70,819	96.8	139,190	134,914	96.9	30.0
Resorts and similar facilities for short breaks	2,310	2,081	90.1	5,077	4,528	89.2	1.0
Campsites and camping areas	28	23	82.1	36	34	94.4	0.0
Other accommodation	763	727	95.3	7,074	7,075	100.0	1.6
Foreign tourists	110,169	124,314	112.8	273,101	302,730	110.8	67.4
Hotels and similar accommodation	108,041	122,152	113.1	265,638	293,836	110.6	65.4
Resorts and similar facilities for short breaks	1,696	1,651	97.3	4,506	5,022	111.5	1.1
Campsites and camping areas	140	131	93.6	218	187	85.8	0.0
Other accommodation	292	380	130.1	2,739	3,685	134.5	0.8

¹⁾Classification of activities of Bosnia and Herzegovina (BiH) 2010

* final data

Table 3: Arrivals and overnight stays of foreign tourists by country of residence

	ARRIVALS			OVERNIGHT STAYS			I - II 2025	
	I-II 2024*	I - II 2025	Indicies <u>I - II 2025</u> I - II 2024	I-II 2024*	I - II 2025	Indicies <u>I - II 2025</u> I - II 2024	The structure of overnights in %	The average number of overnights per check-in
TOTAL	110,169	124,314	112.8	273,101	302,730	110.8	100.0	2.4
Albania	303	392	129.4	903	676	74.9	0.2	1.7
Austria	3,034	3,135	103.3	6,430	6,960	108.2	2.3	2.2
Belgium	259	315	121.6	707	776	109.8	0.3	2.5
Bulgaria	412	535	129.9	853	1,432	167.9	0.5	2.7
Montenegro	4,882	5,649	115.7	12,563	13,717	109.2	4.5	2.4
Czech Republic	311	390	125.4	688	872	126.7	0.3	2.2
Denmark	170	183	107.6	442	454	102.7	0.1	2.5
Estonia	24	52	216.7	58	259	446.6	0.1	5.0
Finland	84	94	111.9	202	211	104.5	0.1	2.2
France	670	683	101.9	1,498	1,658	110.7	0.5	2.4
Greece	242	226	93.4	882	496	56.2	0.2	2.2
Netherlands	727	933	128.3	1,844	2,492	135.1	0.8	2.7
Croatia	34,648	37,809	109.1	91,544	102,750	112.2	33.9	2.7
Ireland	133	134	100.8	342	424	124.0	0.1	3.2
Iceland	14	10	71.4	27	23	85.2	0.0	2.3
Italy	1,868	2,718	145.5	4,561	6,447	141.4	2.1	2.4
Cyprus	39	78	200.0	113	205	181.4	0.1	2.6
Latvia	24	424	1) ¹⁾	65	580	892.3	0.2	1.4
Lithuania	40	51	127.5	123	155	126.0	0.1	3.0
Luxembourg	83	125	150.6	406	399	98.3	0.1	3.2
Hungary	899	891	99.1	1,569	2,320	147.9	0.8	2.6
Malta	13	7	53.8	37	17	45.9	0.0	2.4
Norway	165	292	177.0	396	696	175.8	0.2	2.4
Germany	3,347	3,404	101.7	8,014	7,846	97.9	2.6	2.3
Poland	630	768	121.9	1,585	1,527	96.3	0.5	2.0
Portugal	90	130	144.4	149	318	213.4	0.1	2.4
Romania	499	543	108.8	1,906	1,655	86.8	0.5	3.0
Russia	1,297	1,318	101.6	2,683	2,856	106.4	0.9	2.2
Northern Macedonia	1,074	1,111	103.4	2,212	2,238	101.2	0.7	2.0
Slovak Republic	341	301	88.3	670	634	94.6	0.2	2.1
Slovenia	7,844	8,100	103.3	20,022	21,653	108.1	7.2	2.7

(continued on next page)

	ARRIVALS			OVERNIGHT STAYS			I - II 2025	
	I - II 2024*	I - II 2025	Indicies <u>I - II 2025</u> I - II 2024	I - II 2024*	I - II 2025	Indicies <u>I - II 2025</u> I - II 2024	The structure of overnights in %	The average number of overnights per check- in
Serbia	22,079	21,305	96.5	55,428	55,127	99.5	18.2	2.6
Spain	256	350	136.7	513	760	148.1	0.3	2.2
Switzerland (including Liechtenstein)	1,017	1,023	100.6	2,444	2,698	110.4	0.9	2.6
Sweden	615	878	142.8	1,438	1,816	126.3	0.6	2.1
Turkey	7,843	12,514	159.6	16,077	26,138	162.6	8.6	2.1
United Kingdom	1,655	1,676	101.3	5,521	4,311	78.1	1.4	2.6
Ukraine	215	298	138.6	599	678	113.2	0.2	2.3
Other European countries	276	352	127.5	724	724	100.0	0.2	2.1
Egypt	85	52	61.2	263	250	95.1	0.1	4.8
South Africa	69	35	50.7	258	68	26.4	0.0	1.9
Other African countries	201	132	65.7	849	340	40.0	0.1	2.6
Canada	236	246	104.2	684	585	85.5	0.2	2.4
USA	1,852	1,569	84.7	4,909	3,979	81.1	1.3	2.5
Other North American Countries	21	102	485.7	50	236	472.0	0.1	2.3
Brasil	154	166	107.8	330	428	129.7	0.1	2.6
Other South and Central American Countries	138	360	260.9	373	748	200.5	0.2	2.1
Bahrain	40	43	107.5	121	91	75.2	0.0	2.1
India	116	141	121.6	269	269	100.0	0.1	1.9
Iran	60	16	26.7	308	49	15.9	0.0	3.1
Israel	53	90	169.8	115	285	247.8	0.1	3.2
Japan	167	124	74.3	280	223	79.6	0.1	1.8
South Korea	167	241	144.3	280	451	161.1	0.1	1.9
Qatar	108	81	75.0	305	258	84.6	0.1	3.2
China	3,578	8,002	223.6	5,359	10,129	189.0	3.3	1.3
Kuwait	456	401	87.9	1,457	1,371	94.1	0.5	3.4
Malaysia	1,225	686	56.0	1,433	971	67.8	0.3	1.4
Oman	268	45	16.8	786	107	13.6	0.0	2.4
Saudi Arabia	679	553	81.4	1,795	1,513	84.3	0.5	2.7
United Arab Emirates	881	690	78.3	2,686	2,185	81.3	0.7	3.2
Other Asian countries	1,161	902	77.7	2,585	1,866	72.2	0.6	2.1
Australia	289	353	122.1	1,125	1,065	94.7	0.4	3.0
Mainland New Zealand	24	37	154.2	196	164	83.7	0.1	4.4
Other Oceania Countries	19	50	263.2	47	101	214.9	0.0	2.0

*final data

METHODOLOGICAL EXPLANATIONS

The purpose of the statistical survey

The purpose of the statistical survey is to monitor the tourist activity realised in commercial accommodation establishments and to provide internationally comparable BiH's tourism statistics in accordance with current EU Regulations for the tourism statistics,

Observation units

Observation units are all business entities /legal units which are, by the main activity, registered in accommodation activity (division 55 - KD BiH 2010), persons as well as households that rent accommodation establishments to tourists, For the purpose of the survey, Classification of Activities in Bosnia and Herzegovina - KD BiH 2010 was used, and it is fully compliant with the European Classification of Economic Activities - NACE Rev, 2,

Coverage

Reporting units are all business entities (enterprises, craftsmen, cooperatives, institutions, associations etc,) and their constituent units that are registered according to KD BiH 2010 under section : 55,1 (hotels and similar accommodation), 55,2 (holiday and other short - stay accommodation), 55,3 (camps and camping grounds), 55,9 (other uncategorised accommodation), health care institutions in which person themselves bear the fee for medical rehabilitation or their stay: business entities that deal with the mediation of accommodation of guests in: households, houses, camps, apartments and rooms which are directly rented by private persons/households, Survey covers the entire territory of Bosnia and Herzegovina,

Source and methods of data collection

Data on tourists turnover (number of tourist arrivals and tourist nights) are collected from regular monthly report (TU-11 form), Reports are usually made based on reception records in guest books, entities and their parts engaged in organising and arranging of tourists,

Definitions

Tourism means the activity of visitors taking a trip to a main destination outside their usual environment for less than a year, for leisure, business or other personal purpose other than to be employed by a resident entity in the place visited,

Tourist is every person who, outside his place of permanent residence, spends one night in a hotel or some other accommodation facility for reasons of rest, recreation, health, study, sport, religion, family, business, public tasks or meeting,

Residence is a place where a person came with the intention of permanent stay,

Domestic tourist is a person with permanent residence in the BiH who spends at least one night in a hotel or same other accommodation establishment outside their place or residence,

Foreign tourist is every person with permanent residence outside in BiH who temporarily resides in BiH and who spends at least one night in a hotel or same other accommodation establishment,

Symbols

- no occurrence

0,0 value not zero but less than 0,05

1) Indices greater than 999

Published by the Agency for Statistics of Bosnia and Herzegovina, 71000 Sarajevo, Zelenih beretki 26

Phone: +387 (33) 911 911 | Fax: +387 (33) 220 622
Email: bhas@bhas.gov.ba | Website: www.bhas.gov.ba

Responsible persons:

Velimir Jukić, Assistant Director for Business Statistics

Vesna Čužić, Director

Press release prepared by: Azra Bander Demirović and Mirza Agić



Razmislite o očuvanju okoliša prije štampanja dokumenta.