



# FIRST RELEASE



You are required to specify a data source when allowed in your product or application.

YEAR XIX

SARAJEVO, 08.05.2025.

NUMBER 2

## BUSINESS STATISTICS

### Tourism, cumulative

Period, January – March 2025

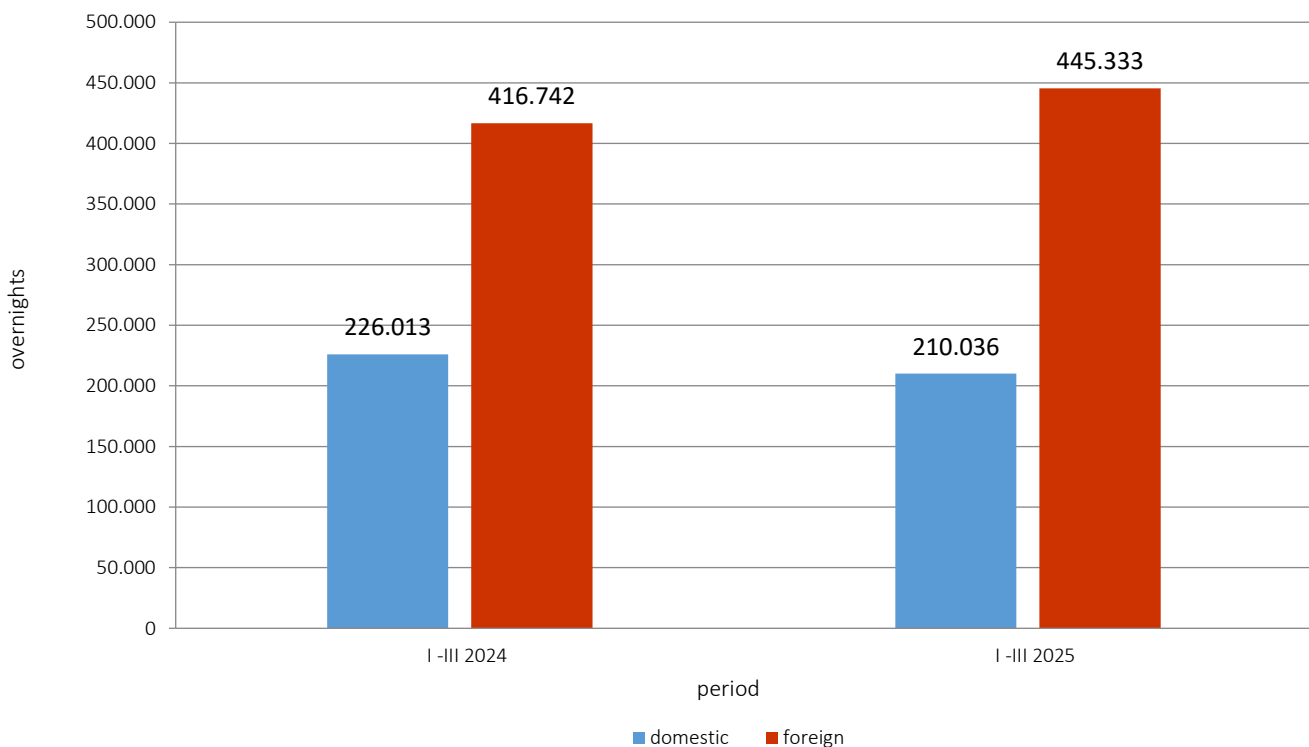
In the period January – March 2025, tourists made 294,860 visits, which is an increase of 1.9% compared to the same period in 2024. Domestic tourists made 9.4% fewer visits compared to the same period in 2024, while foreign tourists made 9.4% more visits compared to the same period of the previous year.

In the period January – March 2025, tourists recorded 655,369 overnight stays, which is an increase of 2.0% compared to the same period in 2024. Domestic tourists recorded 7.1% fewer overnight stays compared to the same period in 2024, while the number of overnight stays by foreign tourists increased by 6.9% compared to the same period of the previous year. Of the total number of overnight stays, domestic tourists accounted for 32.0%, while foreign tourists accounted for 68.0%.

In the structure of overnight stays by foreign tourists, the most overnight stays were recorded by tourists from Croatia (31.5%), Serbia (17.0%), Turkey (8.4%), Slovenia (7.7%), Montenegro (4.2%) and China (3.9%), which together make up 72.7% of the total number of overnight stays. Tourists from other countries accounted for the remaining 27.3% of overnight stays.

According to the type of accommodation, the highest number of overnight stays was recorded in the category "Hotels and similar accommodation," with a share of 94.9%.

**Graph 1: Tourist nights for the period January - March of 2024 and 2025.**

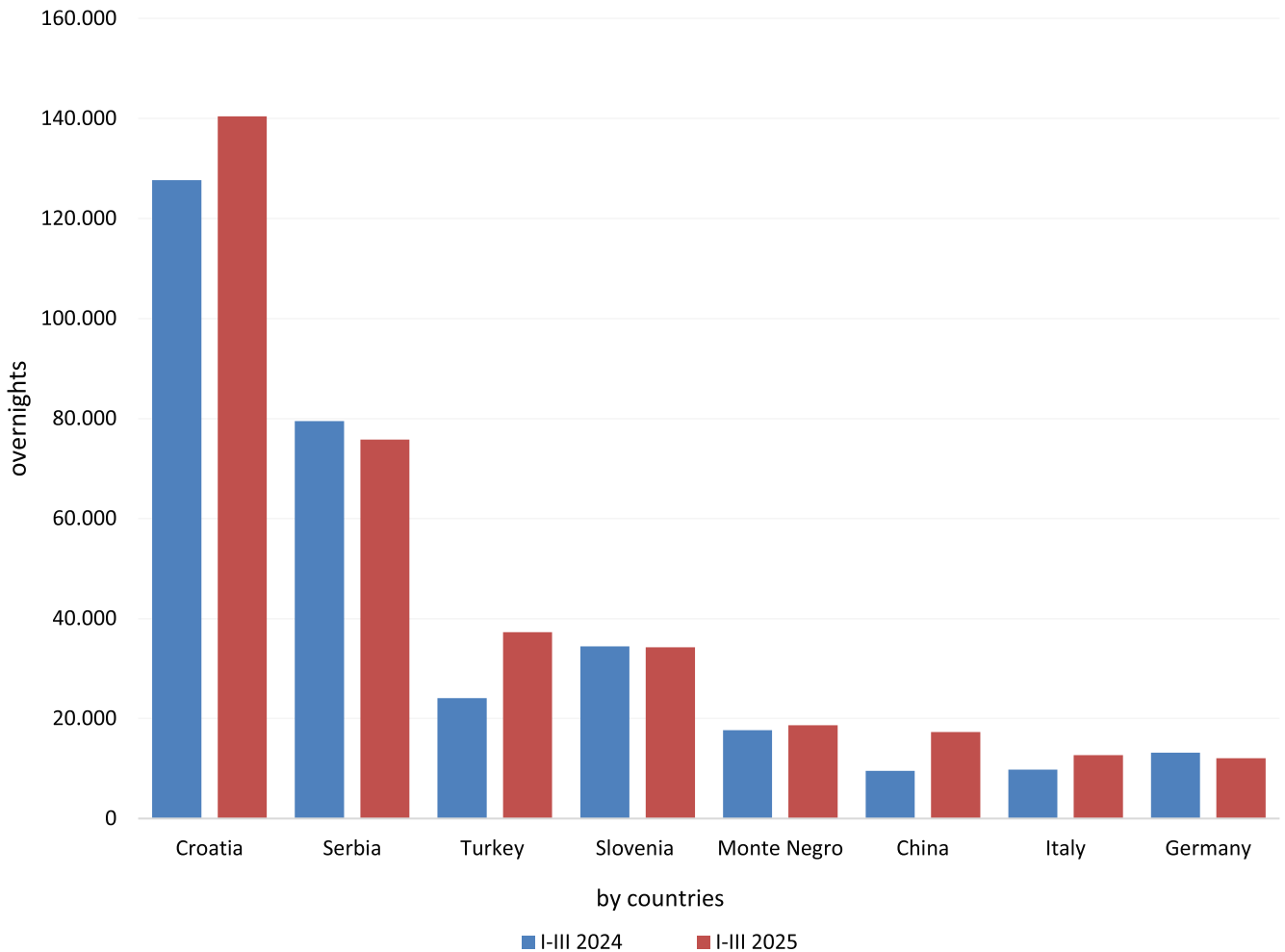


**Table 1: Tourist arrivals and overnight stays**

	ARRIVALS			OVERNIGHT STAYS			I - III 2025	
	I-III 2024*	I - III 2025	Indicies <u>I - III 2025</u> I - III 2024	I-III 2024*	I - III 2025	Indicies <u>I - III 2025</u> I - III 2024	The structure of overnights in %	The average number of overnights per check-in
<b>Total</b>	<b>289,271</b>	<b>294,860</b>	<b>101.9</b>	<b>642,755</b>	<b>655,369</b>	<b>102.0</b>	<b>100.0</b>	<b>2.2</b>
Domestic tourists	114,839	104,075	90.6	226,013	210,036	92.9	32.0	2.0
Foreign tourists	174,432	190,785	109.4	416,742	445,333	106.9	68.0	2.3

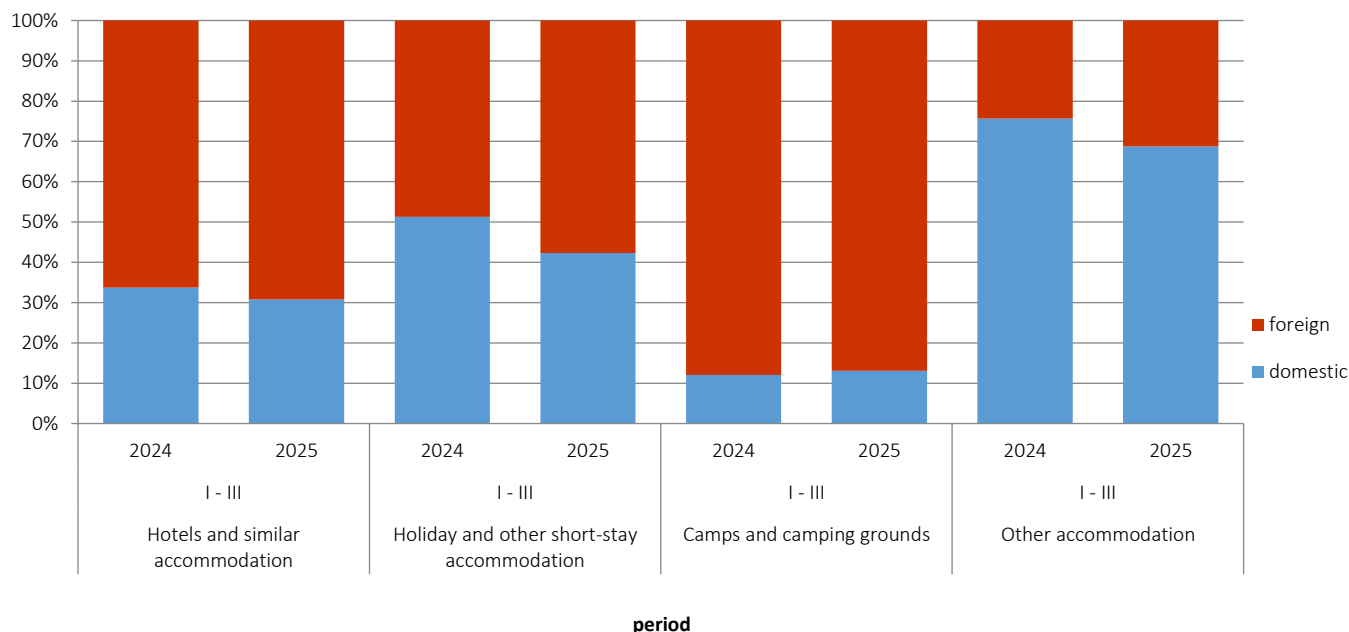
\*) final data

**Graph 2: Overnight stays of foreign tourists by country of residence for the period January - March of 2024 and 2025.**



In terms of the length of stay of foreign tourists in our country, tourists from Egypt were in first place with an average of 4.4 overnight stays, followed by those from Estonia with 3.9, New Zealand with 3.7, Qatar with 3.4, Kuwait with 3.2, and Iceland, Luxembourg, and the United Arab Emirates with an average of 2.9 overnight stays.

**Graph 3: The structure of overnight stays by tourists according to KD BiH<sup>1)</sup> in the period January - March of 2024 and 2025.**



**Table 2: Tourist arrivals and overnight stays according to KD BiH<sup>1)</sup>**

	ARRIVALS			OVERNIGHT STAYS			I - III 2025
	I - III 2024*	I - III 2025	Indicies <u>I - III 2025</u> I - III 2024	I - III 2024*	I - III 2025	Indicies <u>I - III 2025</u> I - III 2024	The structure of overnights in %
<b>TOTAL</b>	<b>289,271</b>	<b>294,860</b>	<b>101.9</b>	<b>642,755</b>	<b>655,360</b>	<b>102.0</b>	<b>100.0</b>
Hotels and similar accommodation	281,263	287,280	102.1	611,311	622,199	101.8	94.9
Resorts and similar facilities for short breaks	5,889	5,503	93.4	14,481	15,125	104.4	2.3
Campsites and camping areas	384	297	77.3	491	367	74.7	0.1
Other accommodation	1,735	1,780	102.6	16,472	17,669	107.3	2.7
<b>Domestic tourists</b>	<b>114,839</b>	<b>104,075</b>	<b>90.6</b>	<b>226,013</b>	<b>210,036</b>	<b>92.9</b>	<b>32.0</b>
Hotels and similar accommodation	110,224	99,943	90.7	206,069	191,441	92.9	29.2
Resorts and similar facilities for short breaks	3,267	2,860	87.5	7,426	6,394	86.1	1.0
Campsites and camping areas	50	37	74.0	59	48	81.4	0.0
Other accommodation	1,298	1,235	95.1	12,459	12,153	97.5	1.9
<b>Foreign tourists</b>	<b>174,432</b>	<b>190,785</b>	<b>109.4</b>	<b>416,742</b>	<b>445,324</b>	<b>106.9</b>	<b>68.0</b>
Hotels and similar accommodation	171,039	187,337	109.5	405,242	430,758	106.3	65.7
Resorts and similar facilities for short breaks	2,622	2,643	100.8	7,055	8,731	123.8	1.3
Campsites and camping areas	334	260	77.8	432	319	73.8	0.0
Other accommodation	437	545	124.7	4,013	5,516	137.5	0.8

<sup>1)</sup>Classification of activities of Bosnia and Herzegovina (BiH) 2010

\* final data

**Table 3: Arrivals and overnight stays of foreign tourists by country of residence**

	ARRIVALS			OVERNIGHT STAYS			I - III 2025	
	I-III 2024*	I - III 2025	Indicies <u>I - III 2025</u> I - III 2024	I-III 2024*	I - III 2025	Indicies <u>I - III 2025</u> I - III 2024	The structure of overnights in %	The average number of overnights per check-in
<b>TOTAL</b>	<b>174,432</b>	<b>190,785</b>	<b>109.4</b>	<b>416,742</b>	<b>445,333</b>	<b>106.9</b>	<b>100.0</b>	<b>2.3</b>
Albania	581	679	116.9	1,619	1,163	71.8	0.3	1.7
Austria	4,806	4,813	100.1	9,975	9,817	98.4	2.2	2.0
Belgium	429	468	109.1	1,257	1,153	91.7	0.3	2.5
Bulgaria	1,009	1,059	105.0	1,953	2,349	120.3	0.5	2.2
Montenegro	7,579	8,005	105.6	17,643	18,654	105.7	4.2	2.3
Czech Republic	671	632	94.2	1,424	1,361	95.6	0.3	2.2
Denmark	388	435	112.1	1,223	1,092	89.3	0.2	2.5
Estonia	65	94	144.6	177	363	205.1	0.1	3.9
Finland	198	175	88.4	548	427	77.9	0.1	2.4
France	1,088	1,104	101.5	2,510	2,532	100.9	0.6	2.3
Greece	367	502	136.8	1,163	1,022	87.9	0.2	2.0
Netherlands	1,156	1,315	113.8	2,791	3,351	120.1	0.8	2.5
Croatia	49,395	52,937	107.2	127,698	140,427	110.0	31.5	2.7
Ireland	319	285	89.3	962	782	81.3	0.2	2.7
Iceland	18	45	250.0	49	131	267.3	0.0	2.9
Italy	4,318	5,287	122.4	9,783	12,692	129.7	2.9	2.4
Cyprus	50	146	292.0	155	413	266.5	0.1	2.8
Latvia	60	438	730.0	216	604	279.6	0.1	1.4
Lithuania	70	103	147.1	203	266	131.0	0.1	2.6
Luxembourg	134	148	110.4	490	430	87.8	0.1	2.9
Hungary	1,788	1,509	84.4	3,325	3,314	99.7	0.7	2.2
Malta	40	19	47.5	190	38	20.0	0.0	2.0
Norway	418	575	137.6	943	1,533	162.6	0.3	2.7
Germany	5,716	5,326	93.2	13,199	12,062	91.4	2.7	2.3
Poland	1,323	1,243	94.0	3,009	2,664	88.5	0.6	2.1
Portugal	169	227	134.3	377	501	132.9	0.1	2.2
Romania	891	887	99.6	3,355	2,487	74.1	0.6	2.8
Russia	1,920	2,072	107.9	4,118	4,238	102.9	1.0	2.0
Northern Macedonia	2,224	1,903	85.6	4,802	3,815	79.4	0.9	2.0
Slovak Republic	687	520	75.7	1,519	1,161	76.4	0.3	2.2
Slovenia	13,209	12,449	94.2	34,435	34,280	99.5	7.7	2.8

(continued on next page)

	ARRIVALS			OVERNIGHT STAYS			I - III 2025	
	I-III 2024*	I - III 2025	Indicies $\frac{I - III 2025}{I - III 2024}$	I-III 2024*	I - III 2025	Indicies $\frac{I - III 2025}{I - III 2024}$	The structure of overnights in %	The average number of overnights per check-in
Serbia	33,878	31,630	93.4	79,471	75,792	95.4	17.0	2.4
Spain	613	663	108.2	1,132	1,575	139.1	0.4	2.4
Switzerland (including Liechtenstein)	1,655	1,444	87.3	3,783	3,560	94.1	0.8	2.5
Sweden	990	1,424	143.8	2,574	3,317	128.9	0.7	2.3
Turkey	12,241	19,279	157.5	24,061	37,247	154.8	8.4	1.9
United Kingdom	2,755	3,014	109.4	8,838	7,889	89.3	1.8	2.6
Ukraine	620	454	73.2	1,389	1,022	73.6	0.2	2.3
Other European countries	470	543	115.5	1,282	1,046	81.6	0.2	1.9
Egypt	119	91	76.5	377	396	105.0	0.1	4.4
South Africa	76	47	61.8	272	100	36.8	0.0	2.1
Other African countries	293	183	62.5	1,281	540	42.2	0.1	3.0
Canada	428	507	118.5	1,181	1,125	95.3	0.3	2.2
USA	3,309	3,382	102.2	8,842	8,808	99.6	2.0	2.6
Other North American Countries	81	314	387.7	248	678	273.4	0.2	2.2
Brasil	235	322	137.0	507	786	155.0	0.2	2.4
Other South and Central American Countries	410	673	164.1	1,293	1,843	142.5	0.4	2.7
Bahrain	50	50	100.0	149	107	71.8	0.0	2.1
India	211	341	161.6	564	680	120.6	0.2	2.0
Iran	84	30	35.7	375	77	20.5	0.0	2.6
Israel	108	278	257.4	231	561	242.9	0.1	2.0
Japan	371	307	82.7	623	583	93.6	0.1	1.9
South Korea	666	379	56.9	1,096	666	60.8	0.1	1.8
Qatar	117	104	88.9	391	354	90.5	0.1	3.4
China	6,551	13,999	213.7	9,517	17,283	181.6	3.9	1.2
Kuwait	527	532	100.9	1,698	1,722	101.4	0.4	3.2
Malaysia	1,480	872	58.9	1,790	1,237	69.1	0.3	1.4
Oman	273	59	21.6	796	149	18.7	0.0	2.5
Saudi Arabia	795	660	83.0	2,314	1,842	79.6	0.4	2.8
United Arab Emirates	1,060	909	85.8	3,272	2,615	79.9	0.6	2.9
Other Asian countries	2,332	1,991	85.4	4,287	4,415	103.0	1.0	2.2
Australia	407	728	178.9	1,603	1,781	111.1	0.4	2.4
Mainland New Zealand	39	67	171.8	259	250	96.5	0.1	3.7
Other Oceania Countries	102	109	106.9	135	165	122.2	0.0	1.5

\*final data

## METHODOLOGICAL EXPLANATIONS

### The purpose of the statistical survey

The purpose of the statistical survey is to monitor the tourist activity realised in commercial accommodation establishments and to provide internationally comparable BiH's tourism statistics in accordance with current EU Regulations for the tourism statistics,

### Observation units

Observation units are all business entities /legal units which are, by the main activity, registered in accommodation activity (division 55 - KD BiH 2010), persons as well as households that rent accommodation establishments to tourists, For the purpose of the survey, Classification of Activities in Bosnia and Herzegovina - KD BiH 2010 was used, and it is fully compliant with the European Classification of Economic Activities - NACE Rev, 2,

### Coverage

Reporting units are all business entities (enterprises, craftsmen, cooperatives, institutions, associations etc,) and their constituent units that are registered according to KD BiH 2010 under section : 55,1 (hotels and similar accommodation), 55,2 (holiday and other short - stay accommodation), 55,3 (camps and camping grounds), 55,9 (other uncategorised accommodation), health care institutions in which person themselves bear the fee for medical rehabilitation or their stay: business entities that deal with the mediation of accommodation of guests in: households, houses, camps, apartments and rooms which are directly rented by private persons/households, Survey covers the entire territory of Bosnia and Herzegovina,

### Source and methods of data collection

Data on tourists turnover (number of tourist arrivals and tourist nights) are collected from regular monthly report (TU-11 form), Reports are usually made based on reception records in guest books, entities and their parts engaged in organising and arranging of tourists,

### Definitions

**Tourism** means the activity of visitors taking a trip to a main destination outside their usual environment for less than a year, for leisure, business or other personal purpose other than to be employed by a resident entity in the place visited,

**Tourist** is every person who, outside his place of permanent residence, spends one night in a hotel or some other accommodation facility for reasons of rest, recreation, health, study, sport, religion, family, business, public tasks or meeting,

**Residence** is a place where a person came with the intention of permanent stay,

**Domestic tourist** is a person with permanent residence in the BiH who spends at least one night in a hotel or same other accommodation establishment outside their place or residence,

**Foreign tourist** is every person with permanent residence outside in BiH who temporarily resides in BiH and who spends at least one night in a hotel or same other accommodation establishment,

### Symbols

- no occurrence

0,0 value not zero but less than 0,05

1) Indices greater than 999

Published by the Agency for Statistics of Bosnia and Herzegovina, 71000 Sarajevo, Zelenih beretki 26

Phone: +387 (33) 911 911 | Fax: +387 (33) 220 622  
Email: [bhas@bhas.gov.ba](mailto:bhas@bhas.gov.ba) | Website: [www.bhas.gov.ba](http://www.bhas.gov.ba)

Responsible persons:

Velimir Jukić, Assistant Director for Business Statistics  
Vesna Čužić, Director

Press release prepared by: Azra Bander Demirović and Mirza Agić



Please consider the environment before printing this document.