



# FIRST RELEASE



You are required to specify a data source when allowed in your product or application.

YEAR XIX

SARAJEVO, 10.06.2025.

NUMBER 3

## BUSINESS STATISTICS

### Tourism, cumulative

Period, January – April 2025

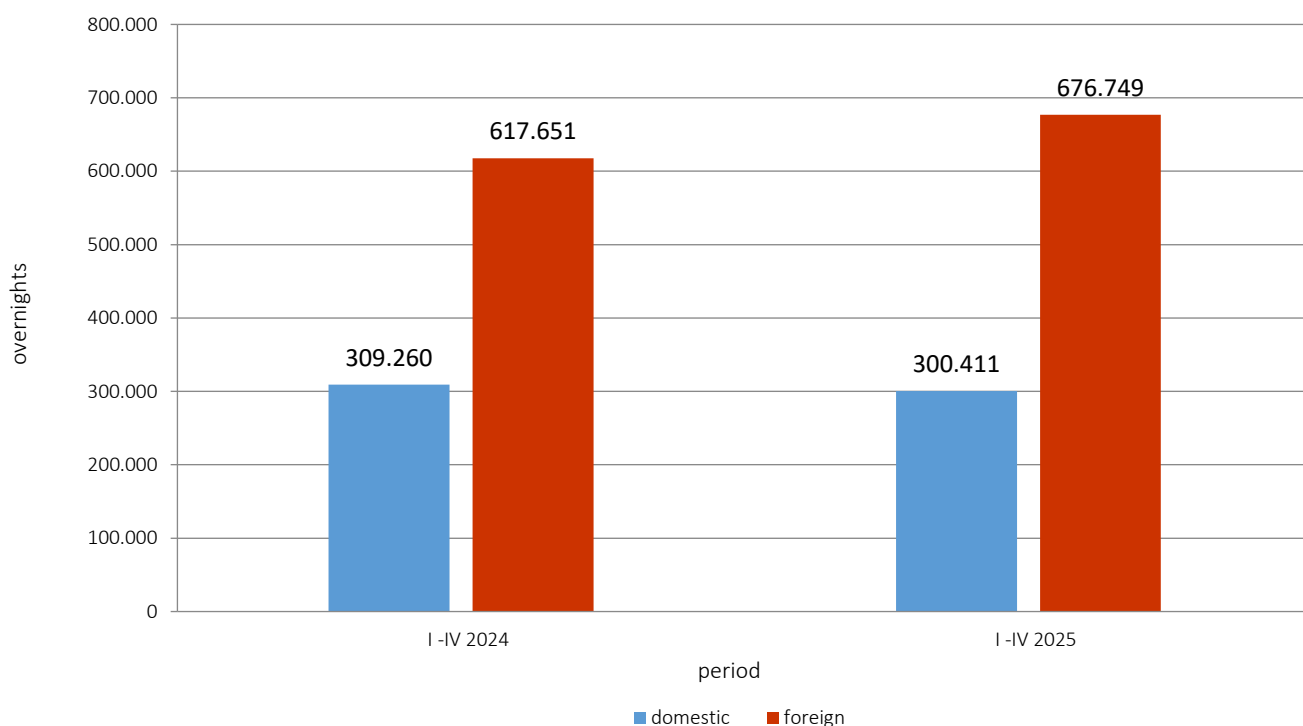
In the period January – April 2025, tourists made 450,559 visits, which is an increase of 4.3% compared to the same period in 2024. Domestic tourists made 4.8% fewer visits compared to the same period in 2024, while foreign tourists made 9.4% more visits compared to the same period of the previous year.

In the period January – April 2025, tourists made 977,160 overnight stays, which is an increase of 5.4% compared to the same period in 2024. Domestic tourists made 2.9% fewer overnight stays compared to the same period in 2024, while the number of overnight stays by foreign tourists was higher by 9.6% compared to the same period of the previous year. In the total number of overnight stays, the share of domestic tourists was 30.7%, while the share of foreign tourists amounted to 69.3%.

In the structure of overnight stays by foreign tourists, the highest number of overnight stays was made by tourists from Croatia with 25.3%, Serbia with 14.8%, Turkey with 8.8%, Slovenia with 7.8%, China with 3.9%, Montenegro and Germany with 3.6% each, which together accounts for 67.8% of the total number of overnight stays. Tourists from other countries made the remaining 32.2% of overnight stays.

By type of accommodation facility, the highest number of overnight stays was made in the category Hotels and similar accommodation, with a share of 94.8%.

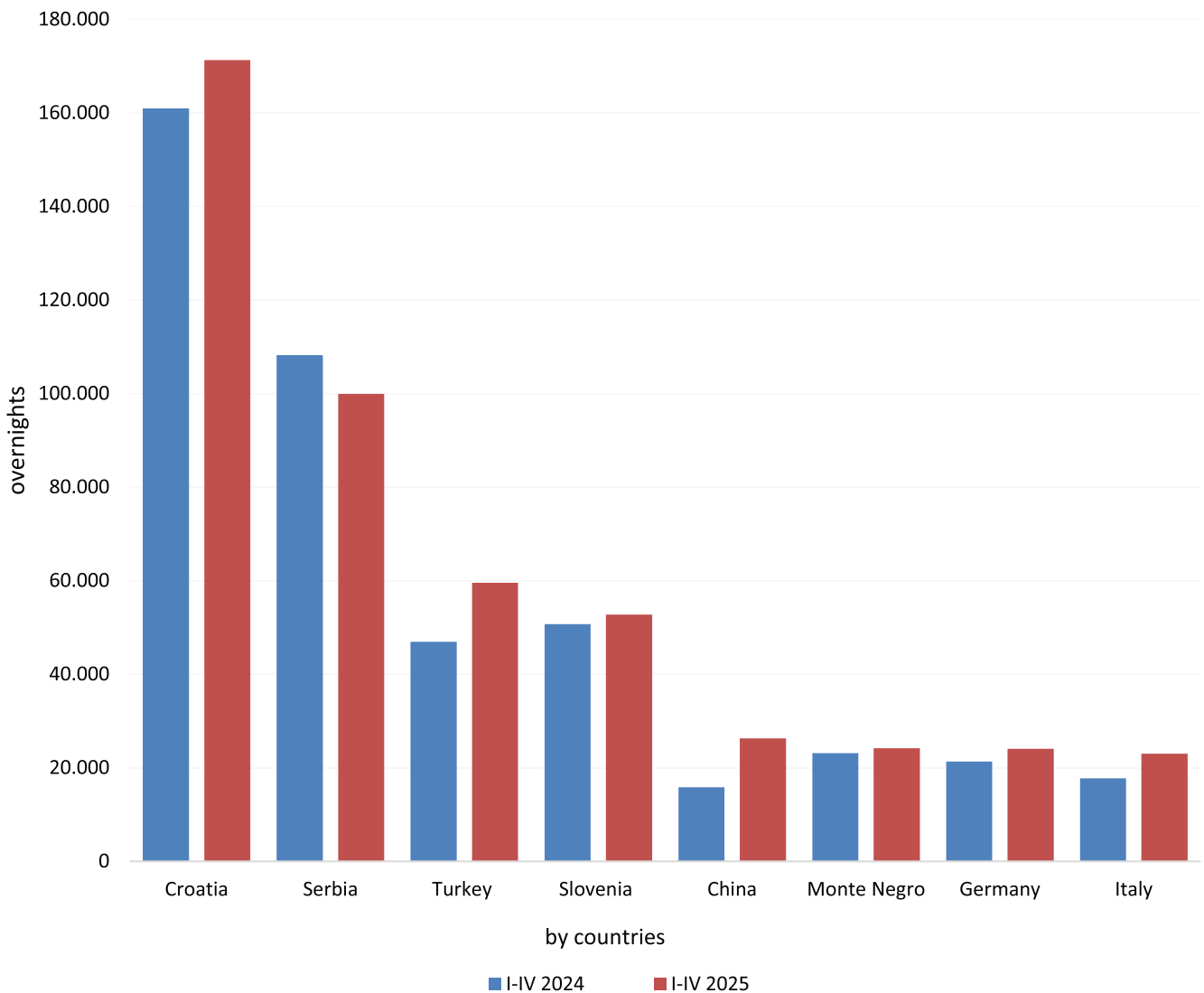
**Graph 1: Tourist nights for the period January - April of 2024 and 2025.**



**Table 1: Tourist arrivals and overnight stays**

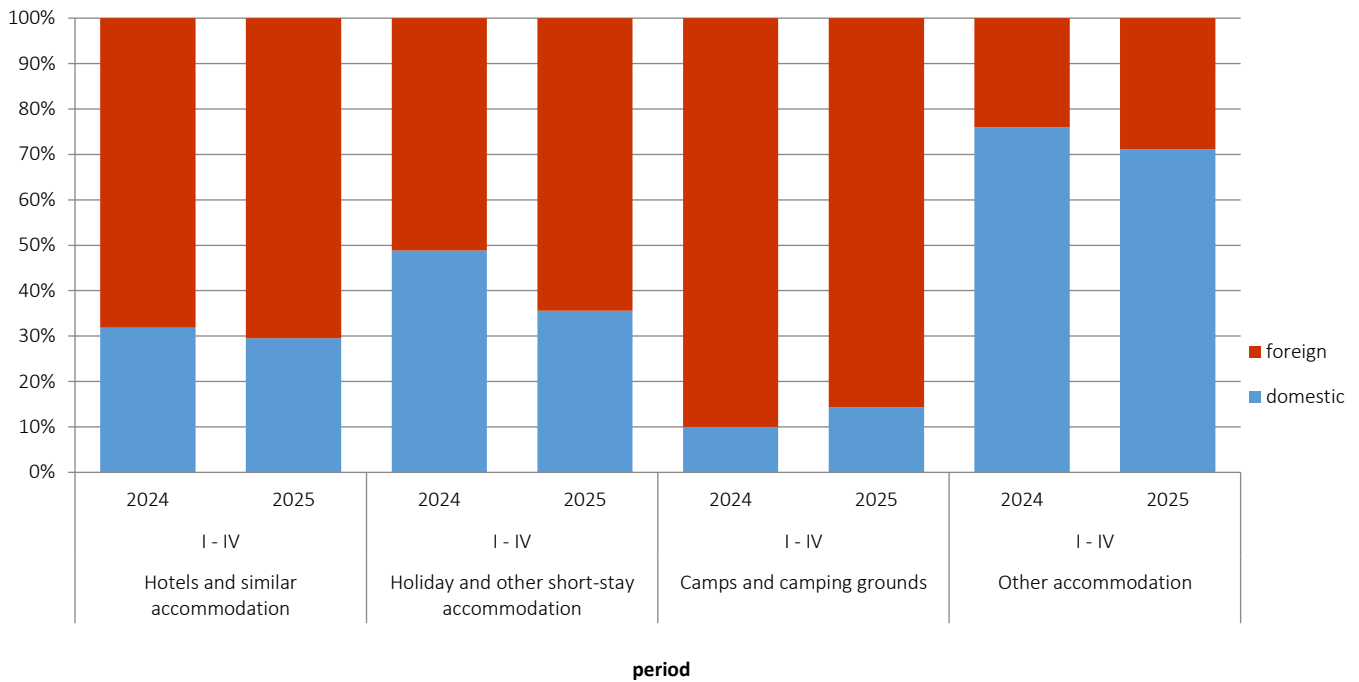
	ARRIVALS			OVERNIGHT STAYS			I – IV 2025	
	I -IV 2024*	I - IV 2025	Indicies <u>I - IV 2025</u> I - IV 2024	I -IV 2024*	I - IV 2025	Indicies <u>I - IV 2025</u> I - IV 2024	The structure of overnights in %	The average number of overnights per check-in
<b>Total</b>	<b>431,888</b>	<b>450,559</b>	<b>104.3</b>	<b>926,911</b>	<b>977,160</b>	<b>105.4</b>	<b>100.0</b>	<b>2.2</b>
Domestic tourists	155,715	148,317	<b>95.2</b>	309,260	300,411	<b>97.1</b>	<b>30.7</b>	<b>2.0</b>
Foreign tourists	276,173	302,242	<b>109.4</b>	617,651	676,749	<b>109.6</b>	<b>69.3</b>	<b>2.2</b>

\*) final data

**Graph 2: Overnight stays of foreign tourists by country of residence for the period January - April of 2024 and 2025.**

By the length of stay of foreign tourists in our country, tourists from Iceland ranked first with an average of 4.8 overnight stays, followed by those from Egypt with 4.2, Qatar and New Zealand with 3.9 each, Ireland with 3.8, Estonia with 3.6, the United Arab Emirates and Kuwait with 3.4 each, and tourists from Norway with an average of 3.1 overnight stays.

**Graph 3: The structure of overnight stays by tourists according to KD BiH<sup>1)</sup> in the period January - April of 2024 and 2025.**



**Table 2: Tourist arrivals and overnight stays according to KD BiH <sup>1)</sup>**

	ARRIVALS			OVERNIGHT STAYS			I - IV 2025
	I - IV 2024*	I - IV 2025	Indicies <u>I - IV 2025</u> I - IV 2024	I - IV 2024*	I - IV 2025	Indicies <u>I - IV 2025</u> I - IV 2024	The structure of overnights in %
<b>TOTAL</b>	<b>431,888</b>	<b>450,559</b>	<b>104.3</b>	<b>926,911</b>	<b>977,160</b>	<b>105.4</b>	<b>100.0</b>
Hotels and similar accommodation	419,674	438,438	104.5	880,868	926,088	105.1	94.8
Resorts and similar facilities for short breaks	9,119	8,794	96.4	22,019	25,335	115.1	2.6
Campsites and camping areas	719	723	100.6	960	1,062	110.6	0.1
Other accommodation	2,376	2,604	109.6	23,064	24,675	107.0	2.5
<b>Domestic tourists</b>	<b>155,715</b>	<b>148,317</b>	<b>95.2</b>	<b>309,260</b>	<b>300,411</b>	<b>97.1</b>	<b>30.7</b>
Hotels and similar accommodation	149,023	142,456	95.6	280,887	273,703	97.4	28.0
Resorts and similar facilities for short breaks	4,833	3,908	80.9	10,747	9,008	83.8	0.9
Campsites and camping areas	87	122	140.2	96	152	158.3	0.0
Other accommodation	1,772	1,831	103.3	17,530	17,548	100.1	1.8
<b>Foreign tourists</b>	<b>276,173</b>	<b>302,242</b>	<b>109.4</b>	<b>617,651</b>	<b>676,749</b>	<b>109.6</b>	<b>69.3</b>
Hotels and similar accommodation	270,651	295,982	109.4	599,981	652,385	108.7	66.8
Resorts and similar facilities for short breaks	4,286	4,886	114.0	11,272	16,327	144.8	1.7
Campsites and camping areas	632	601	95.1	864	910	105.3	0.1
Other accommodation	604	773	128.0	5,534	7,127	128.8	0.7

<sup>1)</sup>Classification of activities of Bosnia and Herzegovina (BiH) 2010

\* final data

**Table 3: Arrivals and overnight stays of foreign tourists by country of residence**

	ARRIVALS			OVERNIGHT STAYS			I – IV 2025	
	I -IV 2024*	I - IV 2025	Indicies <u>I - IV 2025</u> I - IV 2024	I -IV 2024*	I - IV 2025	Indicies <u>I - IV 2025</u> I - IV 2024	The structure of overnights in %	The average number of overnights per check-in
<b>TOTAL</b>	<b>276,173</b>	<b>302,242</b>	<b>109.4</b>	<b>617,651</b>	<b>676,749</b>	<b>109.6</b>	<b>100.0</b>	<b>2.2</b>
Albania	810	906	111.9	2,140	1,701	79.5	0.3	1.9
Austria	7,242	8,598	118.7	14,349	16,678	116.2	2.5	1.9
Belgium	934	1,049	112.3	2,644	2,531	95.7	0.4	2.4
Bulgaria	2,280	2,077	91.1	4,538	4,704	103.7	0.7	2.3
Montenegro	10,415	10,816	103.9	23,135	24,154	104.4	3.6	2.2
Czech Republic	1,099	1,325	120.6	2,320	3,053	131.6	0.5	2.3
Denmark	673	931	138.3	2,063	2,542	123.2	0.4	2.7
Estonia	100	120	120.0	277	430	155.2	0.1	3.6
Finland	460	351	76.3	1,016	1,021	100.5	0.2	2.9
France	2,622	2,586	98.6	6,095	6,759	110.9	1.0	2.6
Greece	616	965	156.7	1,739	1,846	106.2	0.3	1.9
Netherlands	2,346	2,896	123.4	5,805	7,143	123.0	1.1	2.5
Croatia	63,311	65,774	103.9	160,987	171,316	106.4	25.3	2.6
Ireland	657	750	114.2	2,088	2,834	135.7	0.4	3.8
Iceland	22	87	395.5	61	416	682.0	0.1	4.8
Italy	7,804	9,737	124.8	17,777	22,991	129.3	3.4	2.4
Cyprus	114	192	168.4	230	546	237.4	0.1	2.8
Latvia	137	532	388.3	392	811	206.9	0.1	1.5
Lithuania	122	231	189.3	309	450	145.6	0.1	1.9
Luxembourg	199	254	127.6	649	696	107.2	0.1	2.7
Hungary	3,391	3,005	88.6	5,987	6,318	105.5	0.9	2.1
Malta	58	129	222.4	249	239	96.0	0.0	1.9
Norway	663	1,001	151.0	1,554	3,092	199.0	0.5	3.1
Germany	9,703	10,861	111.9	21,323	24,042	112.8	3.6	2.2
Poland	3,006	3,162	105.2	6,046	7,138	118.1	1.1	2.3
Portugal	375	402	107.2	734	810	110.4	0.1	2.0
Romania	1,527	1,726	113.0	5,072	4,550	89.7	0.7	2.6
Russia	2,772	3,157	113.9	5,526	6,292	113.9	0.9	2.0
Northern Macedonia	3,311	3,421	103.3	7,032	6,625	94.2	1.0	1.9
Slovak Republic	987	1,156	117.1	2,089	2,769	132.6	0.4	2.4
Slovenia	21,288	20,924	98.3	50,720	52,764	104.0	7.8	2.5

(continued on next page)

(continued)

	ARRIVALS			OVERNIGHT STAYS			I – IV 2025	
	I -IV 2024*	I - IV 2025	Indicies <u>I - IV 2025</u> I - IV 2024	I -IV 2024*	I - IV 2025	Indicies <u>I - IV 2025</u> I - IV 2024	The structure of overnights in %	The average number of overnights per check- in
Serbia	48,565	43,801	90.2	108,221	99,918	92.3	14.8	2.3
Spain	1,199	2,483	207.1	2,393	5,692	237.9	0.8	2.3
Switzerland (including Liechtenstein)	2,830	2,852	100.8	6,264	6,732	107.5	1.0	2.4
Sweden	1,657	2,691	162.4	4,345	6,509	149.8	1.0	2.4
Turkey	28,882	34,702	120.2	46,914	59,529	126.9	8.8	1.7
United Kingdom	4,222	5,547	131.4	12,558	14,214	113.2	2.1	2.6
Ukraine	942	731	77.6	2,463	1,806	73.3	0.3	2.5
Other European countries	675	1,020	151.1	1,780	2,409	135.3	0.4	2.4
Egypt	185	161	87.0	593	680	114.7	0.1	4.2
South Africa	88	83	94.3	291	207	71.1	0.0	2.5
Other African countries	440	371	84.3	1,705	1,148	67.3	0.2	3.1
Canada	775	976	125.9	1,949	2,125	109.0	0.3	2.2
USA	6,356	6,691	105.3	16,472	16,740	101.6	2.5	2.5
Other North American Countries	258	594	230.2	577	1,291	223.7	0.2	2.2
Brasil	741	588	79.4	1,355	1,300	95.9	0.2	2.2
Other South and Central American Countries	863	1,322	153.2	2,154	3,242	150.5	0.5	2.5
Bahrain	139	70	50.4	295	178	60.3	0.0	2.5
India	662	714	107.9	1,413	1,343	95.0	0.2	1.9
Iran	102	51	50.0	415	143	34.5	0.0	2.8
Israel	268	1,812	676.1	707	4,058	574.0	0.6	2.2
Japan	512	597	116.6	859	1,013	117.9	0.1	1.7
South Korea	1,754	819	46.7	2,614	1,173	44.9	0.2	1.4
Qatar	189	212	112.2	655	836	127.6	0.1	3.9
China	11,401	21,782	191.1	15,843	26,302	166.0	3.9	1.2
Kuwait	1,079	1,174	108.8	3,430	3,985	116.2	0.6	3.4
Malaysia	2,388	1,734	72.6	2,994	2,440	81.5	0.4	1.4
Oman	320	207	64.7	897	490	54.6	0.1	2.4
Saudi Arabia	2,101	1,416	67.4	5,206	3,603	69.2	0.5	2.5
United Arab Emirates	2,288	2,432	106.3	6,954	8,348	120.0	1.2	3.4
Other Asian countries	4,048	4,052	100.1	7,022	8,656	123.3	1.3	2.1
Australia	847	1,071	126.4	2,638	2,549	96.6	0.4	2.4
Mainland New Zealand	70	129	184.3	376	507	134.8	0.1	3.9
Other Oceania Countries	283	236	83.4	353	322	91.2	0.0	1.4

\*final data

## METHODOLOGICAL EXPLANATIONS

### The purpose of the statistical survey

The purpose of the statistical survey is to monitor the tourist activity realised in commercial accommodation establishments and to provide internationally comparable BiH's tourism statistics in accordance with current EU Regulations for the tourism statistics,

### Observation units

Observation units are all business entities /legal units which are, by the main activity, registered in accommodation activity (division 55 - KD BiH 2010), persons as well as households that rent accommodation establishments to tourists, For the purpose of the survey, Classification of Activities in Bosnia and Herzegovina - KD BiH 2010 was used, and it is fully compliant with the European Classification of Economic Activities - NACE Rev, 2,

### Coverage

Reporting units are all business entities (enterprises, craftsmen, cooperatives, institutions, associations etc.) and their constituent units that are registered according to KD BiH 2010 under section : 55,1 (hotels and similar accommodation), 55,2 (holiday and other short - stay accommodation), 55,3 (camps and camping grounds), 55,9 (other uncategorised accommodation), health care institutions in which person themselves bear the fee for medical rehabilitation or their stay: business entities that deal with the mediation of accommodation of guests in: households, houses, camps, apartments and rooms which are directly rented by private persons/households, Survey covers the entire territory of Bosnia and Herzegovina,

### Source and methods of data collection

Data on tourists turnover (number of tourist arrivals and tourist nights) are collected from regular monthly report (TU-11 form), Reports are usually made based on reception records in guest books, entities and their parts engaged in organising and arranging of tourists,

### Definitions

**Tourism** means the activity of visitors taking a trip to a main destination outside their usual environment for less than a year, for leisure, business or other personal purpose other than to be employed by a resident entity in the place visited,

**Tourist** is every person who, outside his place of permanent residence, spends one night in a hotel or some other accommodation facility for reasons of rest, recreation, health, study, sport, religion, family, business, public tasks or meeting,

**Residence** is a place where a person came with the intention of permanent stay,

**Domestic tourist** is a person with permanent residence in the BiH who spends at least one night in a hotel or same other accommodation establishment outside their place or residence,

**Foreign tourist** is every person with permanent residence outside in BiH who temporarily resides in BiH and who spends at least one night in a hotel or same other accommodation establishment,

### Symbols

- no occurrence

0,0 value not zero but less than 0,05

1) Indices greater than 999

Published by the Agency for Statistics of Bosnia and Herzegovina, 71000 Sarajevo, Zelenih beretki 26

Phone: +387 (33) 911 911 | Fax: +387 (33) 220 622

Email: [bhas@bhas.gov.ba](mailto:bhas@bhas.gov.ba) | Website: [www.bhas.gov.ba](http://www.bhas.gov.ba)

Responsible persons:

Vesna Ćužić, Director

Press release prepared by: Azra Bander Demirović and Mirza Agić



Please consider the environment before printing this document.