



FIRST RELEASE



You are required to specify a data source when allowed in your product or application.

YEAR XIX

SARAJEVO, 08.08.2025.

NUMBER 5

BUSINESS STATISTICS

Tourism, cumulative

Period, January – June 2025

In the period January – June 2025, tourists recorded 855,727 arrivals, which is 2.8% more compared to the same period in 2024. Domestic tourists recorded 1.4% fewer arrivals compared to the same period in 2024, while foreign tourists recorded 4.7% more arrivals compared to the same period of the previous year.

In the same period, tourists recorded 1,785,535 overnight stays, which is 3.4% more compared to the same period in 2024. Domestic tourists recorded 1.4% more overnight stays compared to the same period in 2024, while the number of overnight stays by foreign tourists was 4.3% higher compared to the same period of the previous year. In the total number of overnight stays, the share of domestic tourists was 30.6%, while the share of foreign tourists was 69.4%.

In the structure of overnight stays by foreign tourists, the largest number of overnight stays was recorded by tourists from Croatia with 17.9%, Serbia with 12.8%, Türkiye with 9.8%, Slovenia with 6.7%, China with 4.3%, Germany with 4.1% and the United States of America with 3.2%, together accounting for 58.8% of the total number of overnight stays. Tourists from other countries accounted for the remaining 41.2% of overnight stays.

By type of accommodation facility, the largest number of overnight stays was recorded in Hotels and similar accommodation, with a share of 94.0%.

Graph 1: Tourist nights for the period January - June of 2024 and 2025.

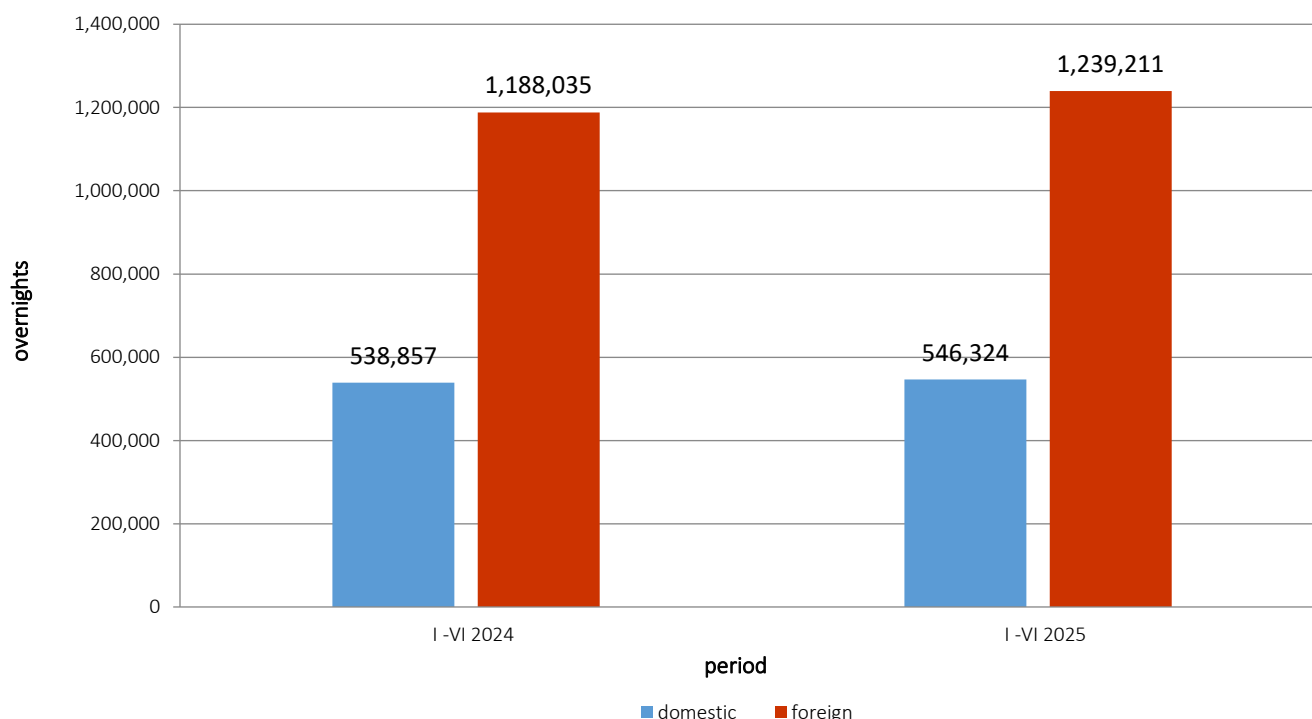
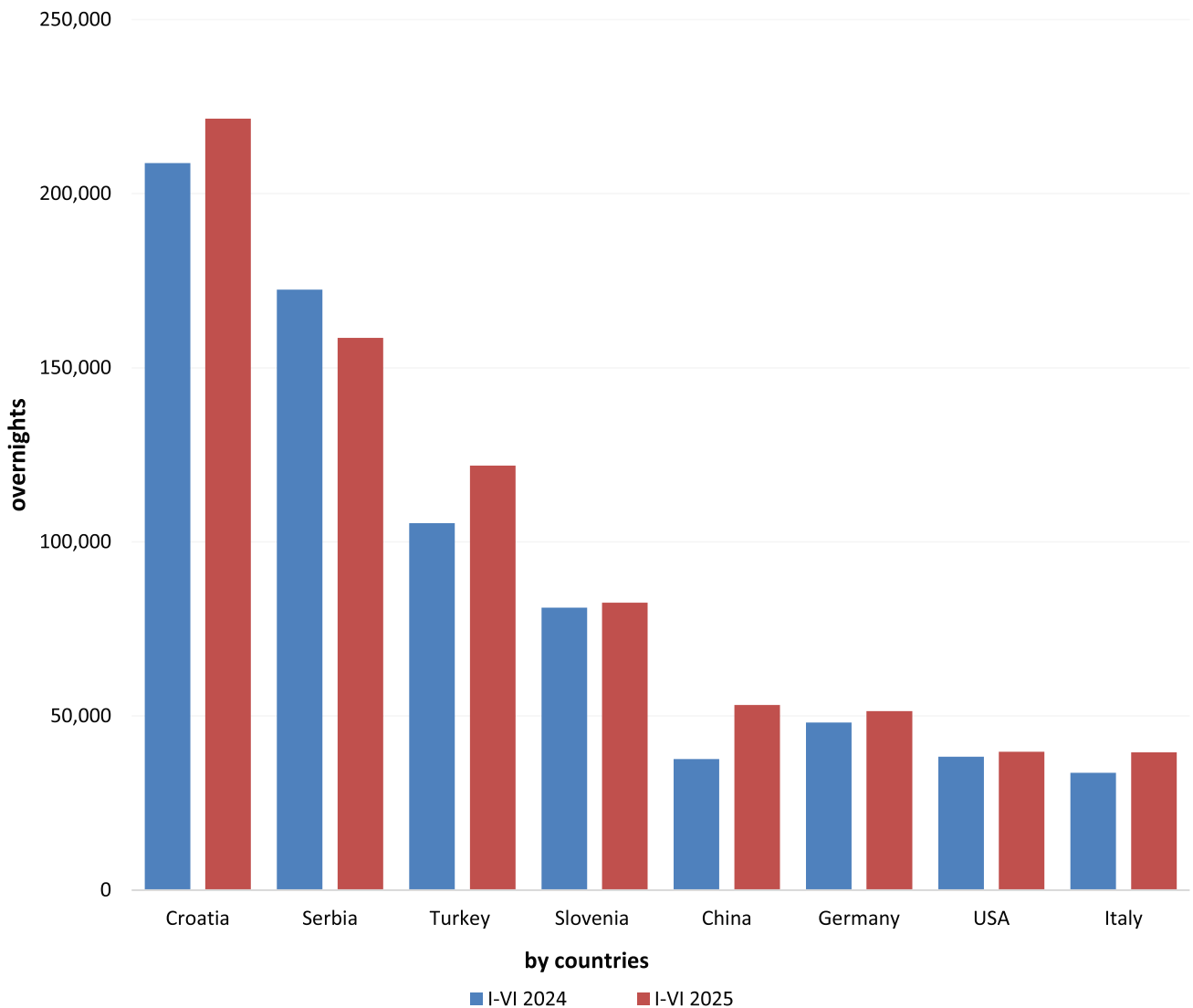


Table 1: Tourist arrivals and overnight stays

	ARRIVALS			OVERNIGHT STAYS			I – VI 2025	
	I -VI 2024*	I - VI 2025	Indicies <u>I - VI 2025</u> I - VI 2024	I -VI 2024*	I - VI 2025	Indicies <u>I - VI 2025</u> I - VI 2024	The structure of overnights in %	The average number of overnights per check-in
Total	832,752	855,727	102.8	1.726.892	1.785.535	103.4	100.0	2.1
Domestic tourists	264,932	261,168	98.6	538,857	546,324	101.4	30.6	2.1
Foreign tourists	567,820	594,559	104.7	1,188,035	1,239,211	104.3	69.4	2.1

*) final data

Graph 2: Overnight stays of foreign tourists by country of residence for the period January - June of 2024 and 2025.

By the average length of stay of foreign tourists in our country, tourists from Egypt and Ireland ranked first with an average of 3.7 overnight stays each, followed by tourists from Qatar and Iceland with 3.5 each, Kuwait with 3.4, France and the United Arab Emirates with 3.1 each, Estonia with 2.8, and Denmark and Bahrain with an average of 2.7 overnight stays each.

Graph 3: The structure of overnight stays by tourists according to KD BiH¹⁾ in the period January - June of 2024 and 2025.

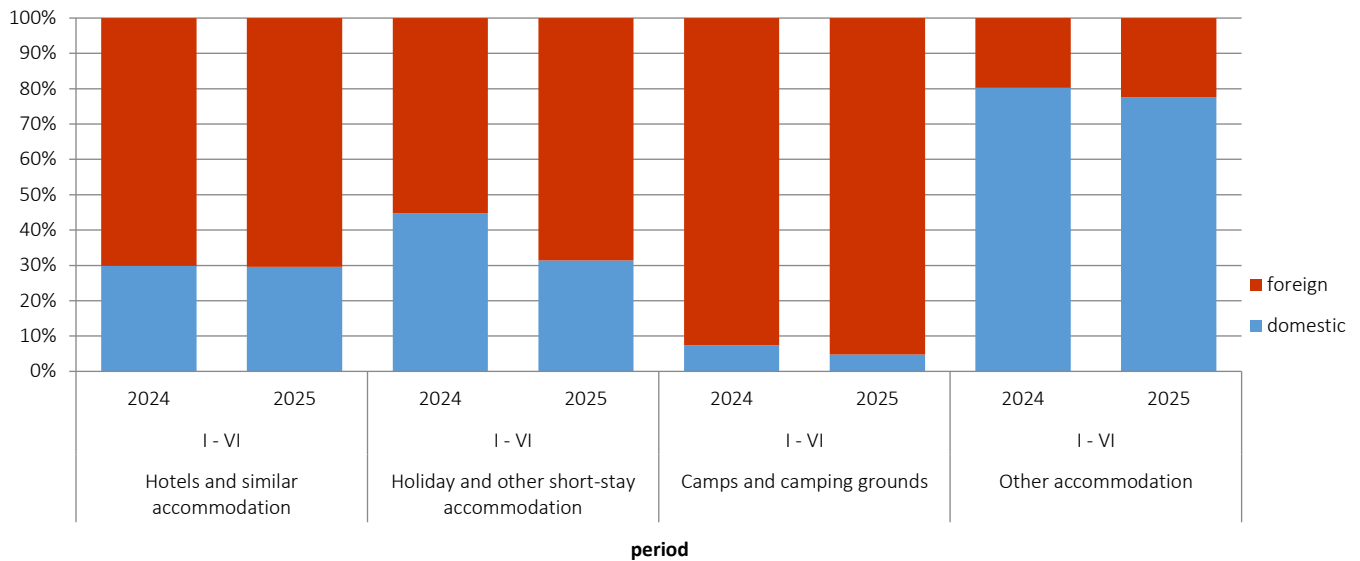


Table 2: Tourist arrivals and overnight stays according to KD BiH ¹⁾

	ARRIVALS			OVERNIGHT STAYS			I - VI 2025
	I - VI 2024*	I - VI 2025	Indicies <u>I - VI 2025</u> I - VI 2024	I - VI 2024*	I - VI 2025	Indicies <u>I - VI 2025</u> I - VI 2024	The structure of overnights in %
TOTAL	832.752	855.727	102,8	1.726.892	1.785.535	103,4	100,0
Hotels and similar accommodation	803.965	825.603	102,7	1.634.281	1.680.937	102,9	94,1
Resorts and similar facilities for short breaks	18.340	17.967	98,0	43.995	49.554	112,6	2,8
Campsites and camping areas	6.217	7.370	118,5	10.325	12.583	121,9	0,7
Other accommodation	4.230	4.787	113,2	38.291	42.461	110,9	2,4
Domestic tourists	264.932	261.168	98,6	538.857	546.324	101,4	30,6
Hotels and similar accommodation	252.537	250.226	99,1	487.689	497.207	102,0	27,8
Resorts and similar facilities for short breaks	8.611	6.973	81,0	19.694	15.563	79,0	0,9
Campsites and camping areas	519	379	73,0	762	601	78,9	0,0
Other accommodation	3.265	3.590	110,0	30.712	32.953	107,3	1,8
Foreign tourists	567.820	594.559	104,7	1.188.035	1.239.211	104,3	69,4
Hotels and similar accommodation	551.428	575.377	104,3	1.146.592	1.183.730	103,2	66,3
Resorts and similar facilities for short breaks	9.729	10.994	113,0	24.301	33.991	139,9	1,9
Campsites and camping areas	5.698	6.991	122,7	9.563	11.982	125,3	0,7
Other accommodation	965	1.197	124,0	7.579	9.508	125,5	0,5

¹⁾Classification of activities of Bosnia and Herzegovina (BiH) 2010

* final data

Table 3: Arrivals and overnight stays of foreign tourists by country of residence

	ARRIVALS			OVERNIGHT STAYS			I – VI 2025	
	I - VI 2024*	I - VI 2025	Indicies <u>I - VI 2025</u> I - VI 2024	I - VI 2024*	I - VI 2025	Indicies <u>I - VI 2025</u> I - VI 2024	The structure of overnights in %	The average number of overnights per check-in
TOTAL	567,820	594,559	104.7	1,188,035	1,239,211	104.3	100.0	2.1
Albania	1,518	1,661	109.4	3,929	3,479	88.5	0.3	2.1
Austria	15,365	17,739	115.5	28,344	32,639	115.2	2.6	1.8
Belgium	2,656	2,580	97.1	6,605	6,344	96.0	0.5	2.5
Bulgaria	4,520	5,493	121.5	9,119	11,881	130.3	1.0	2.2
Montenegro	15,803	16,511	104.5	34,882	36,255	103.9	2.9	2.2
Czech Republic	3,451	3,272	94.8	6,491	6,343	97.7	0.5	1.9
Denmark	1,423	1,942	136.5	4,049	5,261	129.9	0.4	2.7
Estonia	227	232	102.2	634	661	104.3	0.1	2.8
Finland	895	783	87.5	1,870	1,938	103.6	0.2	2.5
France	7,587	8,683	114.4	21,476	27,024	125.8	2.2	3.1
Greece	2,418	2,174	89.9	6,086	4,313	70.9	0.3	2.0
Netherlands	7,443	8,010	107.6	18,747	20,081	107.1	1.6	2.5
Croatia	88,849	92,374	104.0	208,790	221,574	106.1	17.9	2.4
Ireland	1,847	1,735	93.9	6,209	6,347	102.2	0.5	3.7
Iceland	95	180	189.5	230	621	270.0	0.1	3.5
Italy	14,886	17,132	115.1	33,666	39,537	117.4	3.2	2.3
Cyprus	282	282	100.0	537	698	130.0	0.1	2.5
Latvia	282	780	276.6	740	1,708	230.8	0.1	2.2
Lithuania	439	568	129.4	1,115	984	88.3	0.1	1.7
Luxembourg	346	377	109.0	955	977	102.3	0.1	2.6
Hungary	7,330	6,646	90.7	13,013	12,252	94.2	1.0	1.8
Malta	560	313	55.9	1,226	599	48.9	0.0	1.9
Norway	1,516	1,992	131.4	3,386	4,793	141.6	0.4	2.4
Germany	22,431	23,848	106.3	48,107	51,406	106.9	4.1	2.2
Poland	12,242	11,691	95.5	27,251	29,087	106.7	2.3	2.5
Portugal	1,040	968	93.1	2,050	1,763	86.0	0.1	1.8
Romania	3,241	3,227	99.6	9,600	7,456	77.7	0.6	2.3
Russia	4,782	5,589	116.9	9,411	10,520	111.8	0.8	1.9
Northern Macedonia	6,793	6,568	96.7	13,636	12,438	91.2	1.0	1.9
Slovak Republic	2,867	3,029	105.7	5,892	6,470	109.8	0.5	2.1
Slovenia	36,838	35,849	97.3	81,125	82,567	101.8	6.7	2.3

(continued on next page)

	ARRIVALS			OVERNIGHT STAYS			I – VI 2025	
	I -VI 2024*	I - VI 2025	Indicies I - VI 2025 I - VI 2024	I -VI 2024*	I - VI 2025	Indicies I - VI 2025 I - VI 2024	The structure of overnights in %	The average number of overnights per check- in
Serbia	79,435	74,694	94.0	172,463	158,617	92.0	12.8	2.1
Spain	4,563	5,421	118.8	9,208	11,647	126.5	0.9	2.1
Switzerland (including Liechtenstein)	5,408	5,832	107.8	11,134	12,688	114.0	1.0	2.2
Sweden	3,478	5,368	154.3	8,325	12,906	155.0	1.0	2.4
Turkey	73,262	79,598	108.6	105,400	121,920	115.7	9.8	1.5
United Kingdom	8,713	10,712	122.9	23,832	26,917	112.9	2.2	2.5
Ukraine	1,469	1,358	92.4	3,958	3,383	85.5	0.3	2.5
Other European countries	1,654	1,909	115.4	5,182	4,403	85.0	0.4	2.3
Egypt	370	383	103.5	1,247	1,407	112.8	0.1	3.7
South Africa	170	275	161.8	495	584	118.0	0.0	2.1
Other African countries	813	860	105.8	2,905	2,380	81.9	0.2	2.8
Canada	2,416	3,058	126.6	5,282	6,324	119.7	0.5	2.1
USA	15,716	16,726	106.4	38,303	39,744	103.8	3.2	2.4
Other North American Countries	859	1,363	158.7	2,189	2,998	137.0	0.2	2.2
Brasil	2,452	1,799	73.4	4,114	3,619	88.0	0.3	2.0
Other South and Central American Countries	3,062	3,815	124.6	5,920	7,958	134.4	0.6	2.1
Bahrain	380	566	148.9	893	1,528	171.1	0.1	2.7
India	2,059	2,140	103.9	3,661	3,723	101.7	0.3	1.7
Iran	141	78	55.3	541	193	35.7	0.0	2.5
Israel	2,277	4,146	182.1	5,787	9,759	168.6	0.8	2.4
Japan	1,242	1,445	116.3	1,926	2,193	113.9	0.2	1.5
South Korea	4,984	3,068	61.6	6,965	4,315	62.0	0.3	1.4
Qatar	698	530	75.9	2,091	1,850	88.5	0.1	3.5
China	29,444	45,554	154.7	37,638	53,137	141.2	4.3	1.2
Kuwait	4,339	4,111	94.7	14,115	13,780	97.6	1.1	3.4
Malaysia	4,092	3,464	84.7	5,259	4,977	94.6	0.4	1.4
Oman	558	969	173.7	1,382	1,986	143.7	0.2	2.0
Saudi Arabia	24,815	13,918	56.1	56,268	32,052	57.0	2.6	2.3
United Arab Emirates	5,968	5,201	87.1	16,929	16,089	95.0	1.3	3.1
Other Asian countries	8,956	9,031	100.8	15,973	17,959	112.4	1.4	2.0
Australia	3,304	3,612	109.3	7,910	7,524	95.1	0.6	2.1
Mainland New Zealand	371	438	118.1	1,072	1,111	103.6	0.1	2.5
Other Oceania Countries	380	889	233.9	497	1,524	306.6	0.1	1.7

*final data

METHODOLOGICAL EXPLANATIONS

The purpose of the statistical survey

The purpose of the statistical survey is to monitor the tourist activity realised in commercial accommodation establishments and to provide internationally comparable BiH's tourism statistics in accordance with current EU Regulations for the tourism statistics,

Observation units

Observation units are all business entities /legal units which are, by the main activity, registered in accommodation activity (division 55 - KD BiH 2010), persons as well as households that rent accommodation establishments to tourists, For the purpose of the survey, Classification of Activities in Bosnia and Herzegovina - KD BiH 2010 was used, and it is fully compliant with the European Classification of Economic Activities - NACE Rev, 2,

Coverage

Reporting units are all business entities (enterprises, craftsmen, cooperatives, institutions, associations etc,) and their constituent units that are registered according to KD BiH 2010 under section : 55,1 (hotels and similar accommodation), 55,2 (holiday and other short - stay accommodation), 55,3 (camps and camping grounds), 55,9 (other uncategorised accommodation), health care institutions in which person themselves bear the fee for medical rehabilitation or their stay: business entities that deal with the mediation of accommodation of guests in: households, houses, camps, apartments and rooms which are directly rented by private persons/households, Survey covers the entire territory of Bosnia and Herzegovina,

Source and methods of data collection

Data on tourists turnover (number of tourist arrivals and tourist nights) are collected from regular monthly report (TU-11 form), Reports are usually made based on reception records in guest books, entities and their parts engaged in organising and arranging of tourists,

Definitions

Tourism means the activity of visitors taking a trip to a main destination outside their usual environment for less than a year, for leisure, business or other personal purpose other than to be employed by a resident entity in the place visited,

Tourist is every person who, outside his place of permanent residence, spends one night in a hotel or some other accommodation facility for reasons of rest, recreation, health, study, sport, religion, family, business, public tasks or meeting,

Residence is a place where a person came with the intention of permanent stay,

Domestic tourist is a person with permanent residence in the BiH who spends at least one night in a hotel or same other accommodation establishment outside their place or residence,

Foreign tourist is every person with permanent residence outside in BiH who temporarily resides in BiH and who spends at least one night in a hotel or same other accommodation establishment,

Symbols

- no occurrence

0,0 value not zero but less than 0,05

1) Indices greater than 999

Published by the Agency for Statistics of Bosnia and Herzegovina, 71000 Sarajevo, Zelenih beretki 26

Phone: +387 (33) 911 911 | Fax: +387 (33) 220 622

Email: bhas@bhas.gov.ba | Website: www.bhas.gov.ba

Responsible persons:

Vesna Čužić, Director

Press release prepared by: Azra Bander Demirović and Mirza Agić



Razmisлите o očuvanju okoliša prije štampanja dokumenta.