



FIRST RELEASE



You are required to specify a data source when allowed in your product or application.

YEAR XIX

SARAJEVO, 08.12.2025.

NUMBER 9

BUSINESS STATISTICS

Tourism, cumulative

Period, January – October 2025

In the period January – October 2025, tourists recorded 1,723,792 visits, which is 0.4% more compared to the same period in 2024. Domestic tourists recorded 0.2% fewer visits compared to the same period in 2024, while foreign tourists recorded 0.6% more visits compared to the same period of the previous year.

In the period January – October 2025, tourists recorded 3,597,093 overnight stays, which is 0.9% more compared to the same period in 2024. Domestic tourists recorded 0.8% more overnight stays compared to the same period in 2024, while the number of overnight stays by foreign tourists was higher by 1.0% compared to the same period of the previous year. In the total number of overnight stays, the share of domestic tourists is 28.6%, while the share of foreign tourists is 71.4%.

In the structure of overnight stays by foreign tourists, the highest number of overnight stays was recorded by tourists from Croatia with 12.8%, Serbia with 10.7%, Turkey with 9.9%, Saudi Arabia with 6.1%, Slovenia with 5.7%, Germany with 4.5%, China with 3.8%, and the United States with 3.6%, as well as Poland with 3.2%, which together account for 60.3% of the total number of overnight stays. Tourists from other countries accounted for the remaining 39.7% of overnight stays.

According to the type of accommodation facility, the largest number of overnight stays was recorded in the category Hotels and similar accommodation, with a share of 93.5%.

Graph 1: Tourist nights for the period January - October of 2024 and 2025.

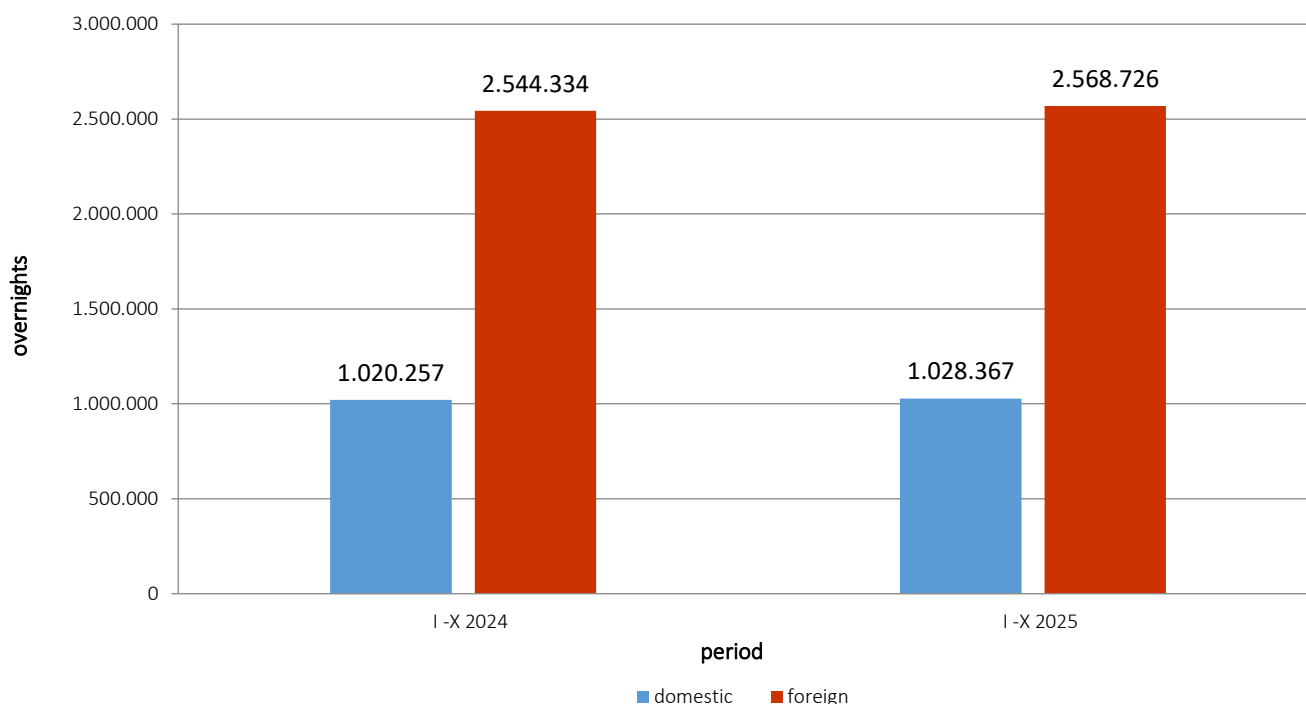
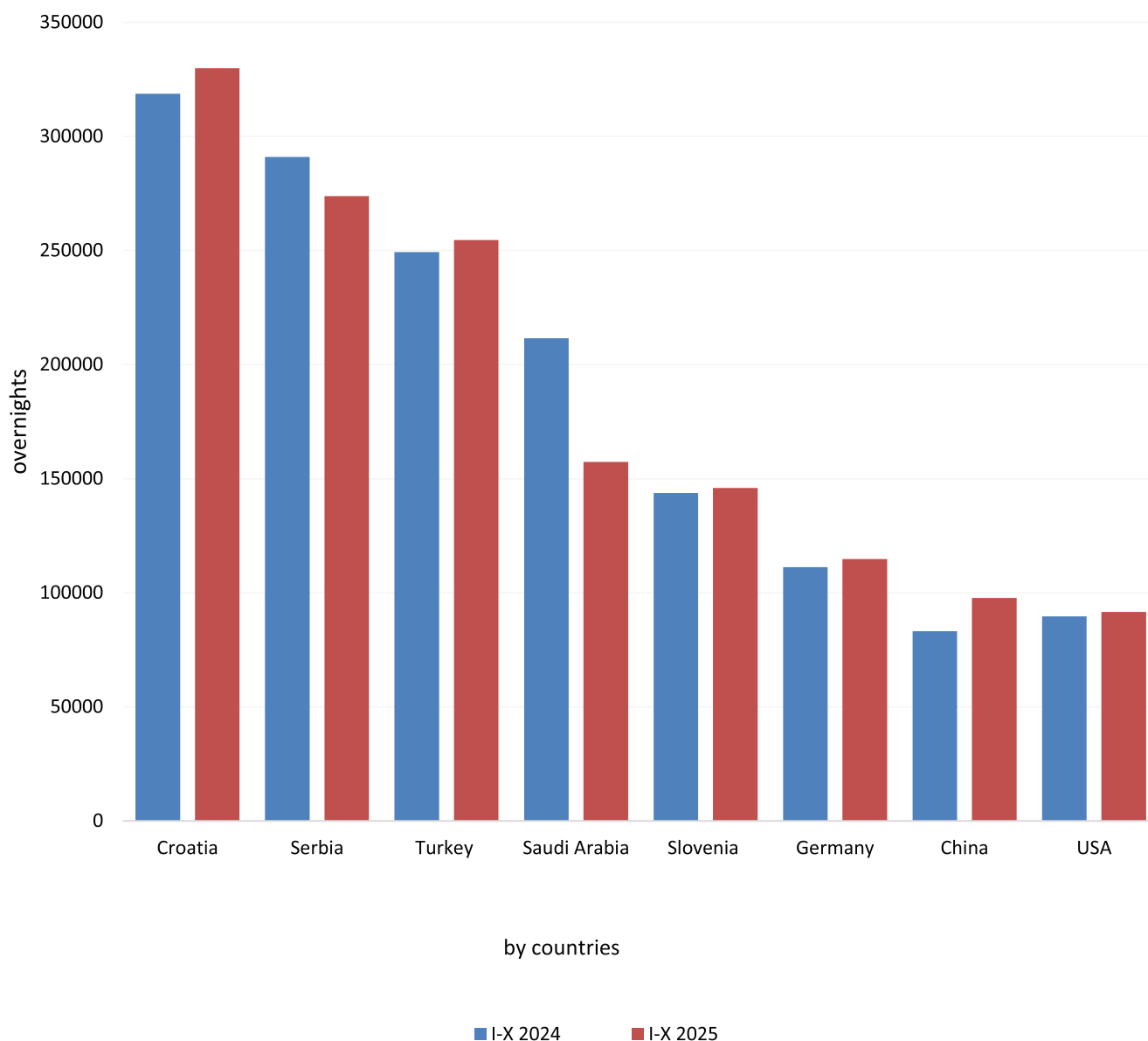


Table 1: Tourist arrivals and overnight stays

	ARRIVALS			OVERNIGHT STAYS			I – X 2025	
	I -X 2024*	I - X 2025	Indicies <u>I - X 2025</u> I - X 2024	I -X 2024*	I - X 2025	Indicies <u>I - X 2025</u> I - X 2024	The structure of overnights in %	The average number of overnights per check-in
Total	1.717.265	1.723.792	100,4	3.564.591	3.597.093	100,9	100,0	2,1
Domestic tourists	472.992	471.845	99,8	1.020.257	1.028.367	100,8	28,6	2,2
Foreign tourists	1.244.273	1.251.947	100,6	2.544.334	2.568.726	101,0	71,4	2,1

*) final data

Graph 2: Overnight stays of foreign tourists by country of residence for the period January - October of 2024 and 2025.

By the length of stay of foreign tourists in our country, tourists from Kuwait rank first with an average of 3.6 overnight stays, followed by Egypt with 3.5, Qatar with 3.4, Latvia with 3.3, France with 3.2, the United Arab Emirates with 3.0, Bahrain with 2.9, Denmark with 2.7, and Poland with an average of 2.6 overnight stays.

Graph 3: The structure of overnight stays by tourists according to KD BiH¹⁾ in the period January - October of 2024 and 2025.

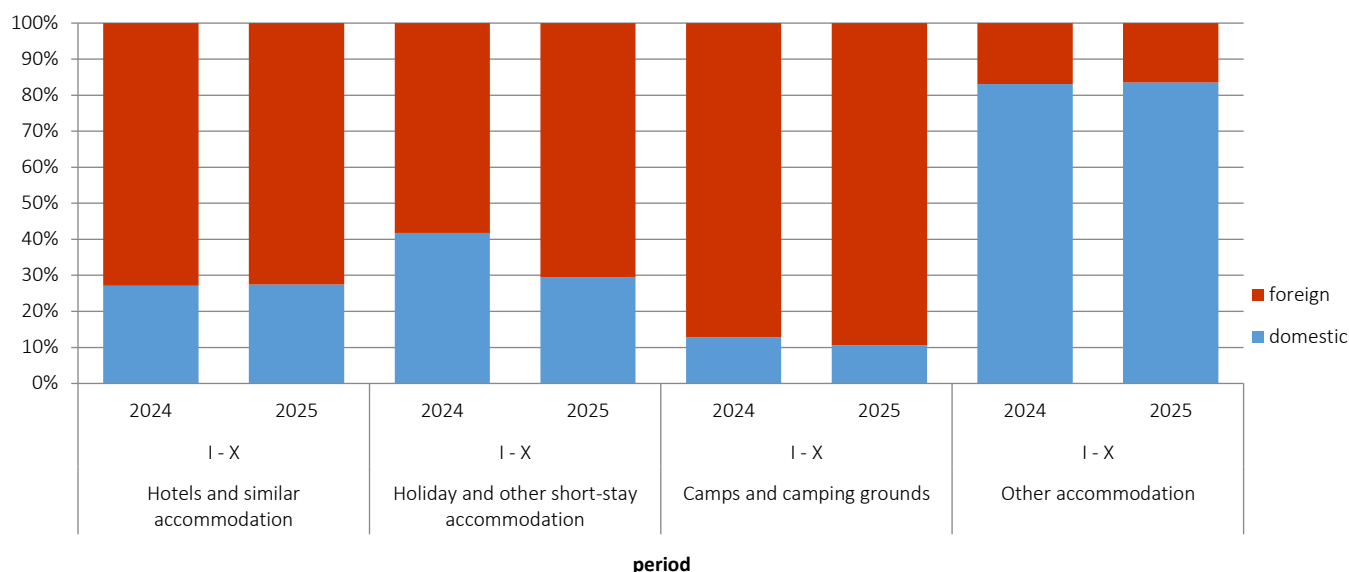


Table 2: Tourist arrivals and overnight stays according to KD BiH ¹⁾

	ARRIVALS			OVERNIGHT STAYS			I - X 2025
	I - X 2024*	I - X 2025	Indicies I - X 2025 I - X 2024	I - X 2024*	I - X 2025	Indicies I - X 2025 I - X 2024	The structure of overnights in %
TOTAL	1.717.265	1.723.792	100,4	3.564.591	3.597.093	100,9	100,0
Hotels and similar accommodation	1.647.331	1.654.452	100,4	3.347.420	3.365.039	100,5	93,5
Resorts and similar facilities for short breaks	43.852	43.070	98,2	113.045	124.309	110,0	3,5
Campsites and camping areas	17.827	17.496	98,1	31.514	30.631	97,2	0,9
Other accommodation	8.255	8.774	106,3	72.612	77.114	106,2	2,1
Domestic tourists	472.992	471.845	99,8	1.020.257	1.028.367	100,8	28,6
Hotels and similar accommodation	444.831	448.843	100,9	908.704	924.187	101,7	25,7
Resorts and similar facilities for short breaks	19.104	14.009	73,3	47.183	36.519	77,4	1,0
Campsites and camping areas	2.640	2.003	75,9	4.047	3.256	80,5	0,1
Other accommodation	6.417	6.990	108,9	60.323	64.405	106,8	1,8
Foreign tourists	1.244.273	1.251.947	100,6	2.544.334	2.568.726	101,0	71,4
Hotels and similar accommodation	1.202.500	1.205.609	100,3	2.438.716	2.440.852	100,1	67,9
Resorts and similar facilities for short breaks	24.748	29.061	117,4	65.862	87.790	133,3	2,4
Campsites and camping areas	15.187	15.493	102,0	27.467	27.375	99,7	0,8
Other accommodation	1.838	1.784	97,1	12.289	12.709	103,4	0,4

¹⁾Classification of activities of Bosnia and Herzegovina (BiH) 2010

* final data

Table 3: Arrivals and overnight stays of foreign tourists by country of residence

	ARRIVALS			OVERNIGHT STAYS			I – X 2025	
	I -X 2024*	I - X 2025	Indicies <u>I - X 2025</u> I - X 2024	I -X 2024*	I - X 2025	Indicies <u>I - X 2025</u> I - X 2024	The structure of overnights in %	The average number of overnights per check-in
TOTAL	1.244.273	1.251.947	100,6	2.544.334	2.568.726	101,0	100,0	2,1
Albania	2.984	3.207	107,5	6.921	6.368	92,0	0,2	2,0
Austria	32.472	33.958	104,6	60.534	64.221	106,1	2,5	1,9
Belgium	6.646	6.638	99,9	15.307	15.049	98,3	0,6	2,3
Bulgaria	8.747	9.011	103,0	18.342	18.045	98,4	0,7	2,0
Montenegro	24.994	29.997	120,0	57.794	70.468	121,9	2,7	2,3
Czech Republic	8.053	8.049	100,0	15.534	15.035	96,8	0,6	1,9
Denmark	4.588	5.470	119,2	12.056	14.698	121,9	0,6	2,7
Estonia	560	743	132,7	1.229	1.482	120,6	0,1	2,0
Finland	1.775	1.685	94,9	3.514	3.557	101,2	0,1	2,1
France	18.841	21.030	111,6	60.061	68.123	113,4	2,7	3,2
Greece	6.843	6.469	94,5	15.878	12.824	80,8	0,5	2,0
Netherlands	18.900	19.736	104,4	45.385	48.084	105,9	1,9	2,4
Croatia	142.510	148.282	104,1	318.766	329.836	103,5	12,8	2,2
Ireland	4.476	5.471	122,2	14.959	13.392	89,5	0,5	2,4
Iceland	285	412	144,6	616	1.044	169,5	0,0	2,5
Italy	31.596	34.619	109,6	72.844	79.485	109,1	3,1	2,3
Cyprus	1.361	940	69,1	1.991	1.798	90,3	0,1	1,9
Latvia	755	1.410	186,8	2.432	4.588	188,7	0,2	3,3
Lithuania	1.204	1.225	101,7	3.192	2.290	71,7	0,1	1,9
Luxembourg	1.331	974	73,2	3.151	2.225	70,6	0,1	2,3
Hungary	18.297	16.477	90,1	34.322	32.996	96,1	1,3	2,0
Malta	1.850	730	39,5	3.848	1.706	44,3	0,1	2,3
Norway	3.989	4.623	115,9	9.058	10.314	113,9	0,4	2,2
Germany	51.976	53.465	102,9	111.231	114.762	103,2	4,5	2,1
Poland	32.145	31.418	97,7	73.742	82.508	111,9	3,2	2,6
Portugal	3.458	2.130	61,6	6.042	4.027	66,7	0,2	1,9
Romania	7.195	6.958	96,7	18.004	15.769	87,6	0,6	2,3
Russia	8.531	10.042	117,7	16.838	18.920	112,4	0,7	1,9
Northern Macedonia	12.279	11.669	95,0	23.031	22.095	95,9	0,9	1,9
Slovak Republic	6.733	6.420	95,4	14.519	13.309	91,7	0,5	2,1
Slovenia	67.559	66.872	99,0	143.734	145.888	101,5	5,7	2,2

(continued on next page)

	ARRIVALS			OVERNIGHT STAYS			I – X 2025	
	I - X 2024*	I - X 2025	Indicies I - X 2025 I - X 2024	I - X 2024*	I - X 2025	Indicies I - X 2025 I - X 2024	The structure of overnights in %	The average number of overnights per check- in
Serbia	137.412	128.804	93,7	291.019	273.829	94,1	10,7	2,1
Spain	13.588	13.992	103,0	27.547	28.576	103,7	1,1	2,0
Switzerland (including Liechtenstein)	12.849	13.350	103,9	26.786	27.898	104,2	1,1	2,1
Sweden	9.542	12.454	130,5	22.360	30.056	134,4	1,2	2,4
Turkey	191.165	182.831	95,6	249.328	254.521	102,1	9,9	1,4
United Kingdom	19.637	24.035	122,4	51.055	59.769	117,1	2,3	2,5
Ukraine	2.712	2.889	106,5	8.276	7.292	88,1	0,3	2,5
Other European countries	3.704	4.091	110,4	11.176	8.354	74,7	0,3	2,0
Egypt	849	1.177	138,6	2.968	4.120	138,8	0,2	3,5
South Africa	526	717	136,3	1.432	1.556	108,7	0,1	2,2
Other African countries	1.818	1.928	106,1	5.897	5.423	92,0	0,2	2,8
Canada	6.831	7.808	114,3	14.671	16.280	111,0	0,6	2,1
USA	38.521	39.973	103,8	89.681	91.663	102,2	3,6	2,3
Other North American Countries	2.851	2.713	95,2	6.111	5.468	89,5	0,2	2,0
Brasil	5.255	4.375	83,3	9.103	8.735	96,0	0,3	2,0
Other South and Central American Countries	7.348	8.312	113,1	13.902	17.613	126,7	0,7	2,1
Bahrain	1.145	1.809	158,0	2.912	5.183	178,0	0,2	2,9
India	3.264	4.473	137,0	5.969	8.092	135,6	0,3	1,8
Iran	279	185	66,3	1.015	375	36,9	0,0	2,0
Israel	10.906	17.868	163,8	28.725	43.953	153,0	1,7	2,5
Japan	2.364	2.687	113,7	3.526	3.973	112,7	0,2	1,5
South Korea	10.339	6.834	66,1	13.725	9.558	69,6	0,4	1,4
Qatar	2.913	2.092	71,8	9.691	7.135	73,6	0,3	3,4
China	66.212	82.903	125,2	83.174	97.761	117,5	3,8	1,2
Kuwait	14.545	12.353	84,9	50.794	44.579	87,8	1,7	3,6
Malaysia	7.876	7.676	97,5	10.352	10.630	102,7	0,4	1,4
Oman	1.069	4.238	396,4	2.584	9.679	374,6	0,4	2,3
Saudi Arabia	91.080	67.285	73,9	211.568	157.322	74,4	6,1	2,3
United Arab Emirates	15.519	10.776	69,4	46.967	32.590	69,4	1,3	3,0
Other Asian countries	18.419	19.276	104,7	33.396	37.833	113,3	1,5	2,0
Australia	8.956	9.596	107,1	20.025	19.585	97,8	0,8	2,0
Mainland New Zealand	1.112	1.046	94,1	2.660	2.328	87,5	0,1	2,2
Other Oceania Countries	734	1.271	173,2	1.064	2.091	196,5	0,1	1,6

*final data

METHODOLOGICAL EXPLANATIONS

The purpose of the statistical survey

The purpose of the statistical survey is to monitor the tourist activity realised in commercial accommodation establishments and to provide internationally comparable BiH's tourism statistics in accordance with current EU Regulations for the tourism statistics,

Observation units

Observation units are all business entities /legal units which are, by the main activity, registered in accommodation activity (division 55 - KD BiH 2010), persons as well as households that rent accommodation establishments to tourists, For the purpose of the survey, Classification of Activities in Bosnia and Herzegovina - KD BiH 2010 was used, and it is fully compliant with the European Classification of Economic Activities - NACE Rev, 2,

Coverage

Reporting units are all business entities (enterprises, craftsmen, cooperatives, institutions, associations etc,) and their constituent units that are registered according to KD BiH 2010 under section : 55,1 (hotels and similar accommodation), 55,2 (holiday and other short - stay accommodation), 55,3 (camps and camping grounds), 55,9 (other uncategorised accommodation), health care institutions in which person themselves bear the fee for medical rehabilitation or their stay: business entities that deal with the mediation of accommodation of guests in: households, houses, camps, apartments and rooms which are directly rented by private persons/households, Survey covers the entire territory of Bosnia and Herzegovina,

Source and methods of data collection

Data on tourists turnover (number of tourist arrivals and tourist nights) are collected from regular monthly report (TU-11 form), Reports are usually made based on reception records in guest books, entities and their parts engaged in organising and arranging of tourists,

Definitions

Tourism means the activity of visitors taking a trip to a main destination outside their usual environment for less than a year, for leisure, business or other personal purpose other than to be employed by a resident entity in the place visited,

Tourist is every person who, outside his place of permanent residence, spends one night in a hotel or some other accommodation facility for reasons of rest, recreation, health, study, sport, religion, family, business, public tasks or meeting,

Residence is a place where a person came with the intention of permanent stay,

Domestic tourist is a person with permanent residence in the BiH who spends at least one night in a hotel or same other accommodation establishment outside their place or residence,

Foreign tourist is every person with permanent residence outside in BiH who temporarily resides in BiH and who spends at least one night in a hotel or same other accommodation establishment,

Symbols

- no occurrence

0,0 value not zero but less than 0,05

1) Indices greater than 999

Published by the Agency for Statistics of Bosnia and Herzegovina, 71000 Sarajevo, Zelenih beretki 26

Phone: +387 (33) 911 911 | Fax: +387 (33) 220 622
Email: bhas@bhas.gov.ba | Website: www.bhas.gov.ba

Responsible persons:

Vesna Čužić, Director

Press release prepared by: Azra Bander Demirović and Mirza Agić



Please consider the environment before printing this document.