



PRIOPĆENJE

FIRST RELEASE



Obvezni ste da prilikom dozvoljenih radnji, u svom proizvodu ili aplikaciji navedete izvor podataka.
You are required to specify a data source when allowed in your product or application.

GODINA/YEAR XVIII

SARAJEVO, 26.05.2026.

BROJ/NUMBER 4

POSLOVNE STATISTIKE / BUSINESS STATISTICS

INDEKS OBUJMA INDUSTRIJSKE PROIZVODNJE U BOSNI I HERCEGOVINI ZA TRAVANJ 2026. GODINE – PRETHODNI PODACI¹⁾

VOLUME INDEX OF INDUSTRIAL PRODUCTION IN BOSNIA AND HERZEGOVINA APRIL 2026 - PRELIMINARY RESULTS¹⁾

Indeks obujma industrijske proizvodnje - ukupno

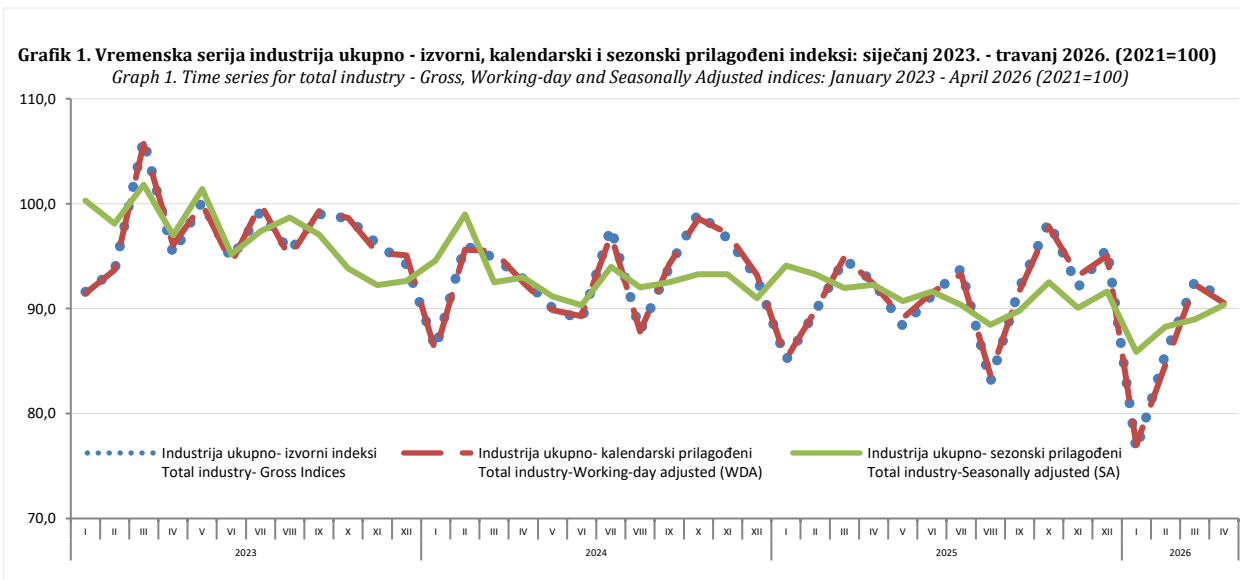
Ukupna desezonirana industrijska proizvodnja u Bosni i Hercegovini u travnju 2026. u poređenju sa ožujkom 2026. bilježi rast za 1,5%.

U travnju 2026. u poređenju sa travnjom 2025. industrijska proizvodnja u Bosni i Hercegovini, kalendarski prilagođena, bilježi pad za 2,0%.

Industrial production volume index - Total

Total seasonally adjusted industrial production in Bosnia and Herzegovina in April 2026, compared to March 2026, is increased by 1.5%.

In April 2026, compared to April 2025, industrial production in Bosnia and Herzegovina, the calendar adjusted, is decreased by 2.0%.



¹⁾ Prethodni rezultati postaju konačni danom objavljivanja priopćenja za naredni mjesec.
Preliminary results become final as of publishing press release for the next month

Indeks obujma industrijske proizvodnje prema GIG agregatima

Mjesečna poređenja

U travnju 2026. u odnosu na ožujak 2026. proizvodnja Kapitalnih proizvoda veća je za 6,2%, proizvodnja Trajnih proizvoda za široku uporabu veća je za 3,8%, proizvodnja Netrajnih proizvoda za široku uporabu veća je za 2,1%, dok je proizvodnja Energije manja za 4,2%, i proizvodnja Intermedijarnih proizvoda manja je za 0,9%.

Godišnja poređenja

U travnju 2026. u odnosu na travanj 2025. proizvodnja Kapitalnih proizvoda veća je za 11,0%, proizvodnja Netrajnih proizvoda za široku uporabu veća je za 3,3%, dok je proizvodnja Trajnih proizvoda za široku uporabu manja za 14,6%, proizvodnja Energije manja je za 10,8%, i proizvodnja Intermedijarnih proizvoda manja je za 3,5%.

Indeks obujma industrijske proizvodnje prema područjima KD BiH 2010 (EU NACE Rev.2)

Mjesečna poređenja

Za područja KD BiH 2010. sezonski prilagođena industrijska proizvodnja u travnju 2026. u poređenju sa ožujkom 2026. u području Prerađivačka industrija zabilježen je rast za 2,4%, u području Vađenja ruda i kamena zabilježen je rast za 0,4%, dok je području Proizvodnja i opskrba električnom energijom i plinom zabilježen pad za 4,9%.

Godišnja poređenja

U travnju 2026. u poređenju sa travnjom 2025. industrijska proizvodnja, kalendarski prilagođena, bilježi pad u području Prerađivačka industrija za 1,7%, dok je području Vađenje ruda i kamena zabilježen pad za 17,7%, i u području Proizvodnja i opskrba električnom energijom i plinom zabilježen je pad za 6,9%.

Indeksi obujma industrijske proizvodnje prema oblastima KD BiH 2010 (EU NACE Rev.2)

Mjesečna poređenja

Promatrano po oblastima djelatnosti (stope izračunate iz sezonski prilagođenih indeksa) u travnju 2026. u odnosu na ožujak 2026. najveći rast zabilježen je u oblasti 13– Proizvodnja tekstila (14,8%), oblasti 26– Proizvodnja računara te elektroničkih i optičkih proizvoda (10,0%), i oblasti 32 – Ostala prerađivačka industrija (9,0%). Najveći pad industrijske proizvodnje u travnju 2026. u odnosu na ožujak 2026. godine zabilježen je u oblasti 12 - Duhanski proizvodi (100,0%), oblasti 30 – Proizvodnja ostalih saobraćajnih sredstava (63,7%) i oblasti 17 – Proizvodnja papira i proizvoda od papira (15,8%).

Godišnja poređenja

Promatrano po oblastima djelatnosti (stope izračunate iz kalendarski prilagođenih indeksa) u travnju 2026. u poređenju sa travnjom 2025. najveći rast zabilježen je u oblasti 29 – Proizvodnja motornih vozila, prikolica i poluprikolica (33,9%) i u oblasti 32 – Ostala prerađivačka industrija (23,4%). Najveći pad industrijske proizvodnje u travnju 2026. u poređenju sa travnjom 2025. godine zabilježen je u oblasti 12 - Duhanski proizvodi (100,0%) i oblasti 19 – Proizvodnja koksa i rafiniranih naftnih proizvoda (53,6%).

Industrial production volume index, according to the MIGs

Monthly comparison

In April 2026, compared to March 2026, production of Capital goods increased by 6.2%, production of Consumer durables increased by 3.8%, production of Consumer non-durables increased by 2.1%, while production of Energy decreased by 4.2%, and production of Intermediate goods decreased by 0.9%.

Annual comparison

In April 2026 compared to April 2025, production of Capital goods increased by 11.0%, production of Consumer non-durables increased by 3.3%, while production of Consumer durables decreased by 14.6%, production of Energy decreased by 10.8%, and production of Intermediate goods decreased by 3.5%.

Industrial production volume index, according to the KD BiH 2010 (EU NACE Rev.2) sections

Monthly comparison

According to sections of KD BiH 2010, seasonally adjusted industrial production in April 2026 compared to March 2026 production in section Manufacturing increased by 2.4%, production in section Mining and quarrying increased by 0.4%, while production in section Electricity and gas supply decreased by 4.9%.

Annual comparison

In April 2026, compared to April 2025, calendar adjusted industrial production decreased in section Manufacturing by 1.7%, while production in section Mining and quarrying decreased by 17.7%, and production in section Electricity and gas supply decreased by 6.9%.

Indices of industrial production according to the KD BiH 2010 (EU NACE Rev.2) sections

Monthly comparison

Broken down by divisions of activities (rates are calculated from seasonally adjusted indices) in April 2026 compared to March 2026, the highest growth is recorded in the following divisions: division 13 – Manufacture of textiles (14.8%), division 26 – Manufacture of computer, electronic and optical products (10.0%), division 32 – Other manufacturing (9.0%). The largest decline in industrial production in April 2026 compared to March 2026 was recorded in the following divisions: division 12 – Tobacco products (100.0%), division 30 – Manufacture of other transport equipment (63.7%), and division 17 – Manufacture of paper and paper products (15.8%).

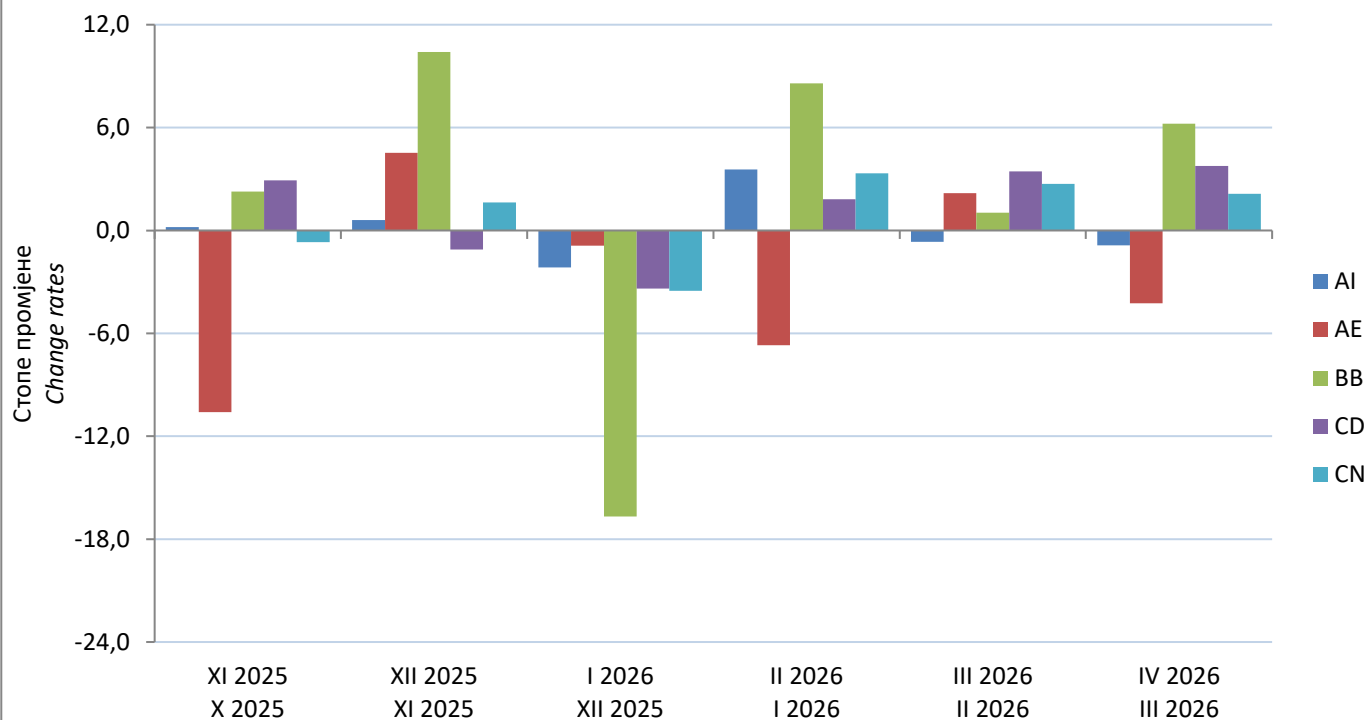
Annual comparison

Broken down by divisions of activities (rates are calculated from calendar adjusted indices) in April 2026 compared to April 2025, the highest growth is recorded in the division 29 – Manufacture of motor vehicles trailers and semi-trailers (33.9%) and division 32 – Other manufacturing (23.4%). The largest decline in industrial production in April 2026 compared to April 2025, was recorded in the following divisions: division 12 – Tobacco products (100.0%) and division 19 – Manufacture of coke and refined petroleum products (53.6%).

TABLICA 1. MJESEČNE STOPE PROMJENA IZRAČUNATE IZ DESEZONIRANIH INDEKSA OBUJMA INDUSTRIJSKE PROIZVODNJE, TRAVNJ 2026.
TABLE 1. MONTH-ON-MONTH GROWTH RATES CALCULATED FROM SEASONALLY ADJUSTED VOLUME INDICES ON INDUSTRIAL PRODUCTION, APRIL 2026

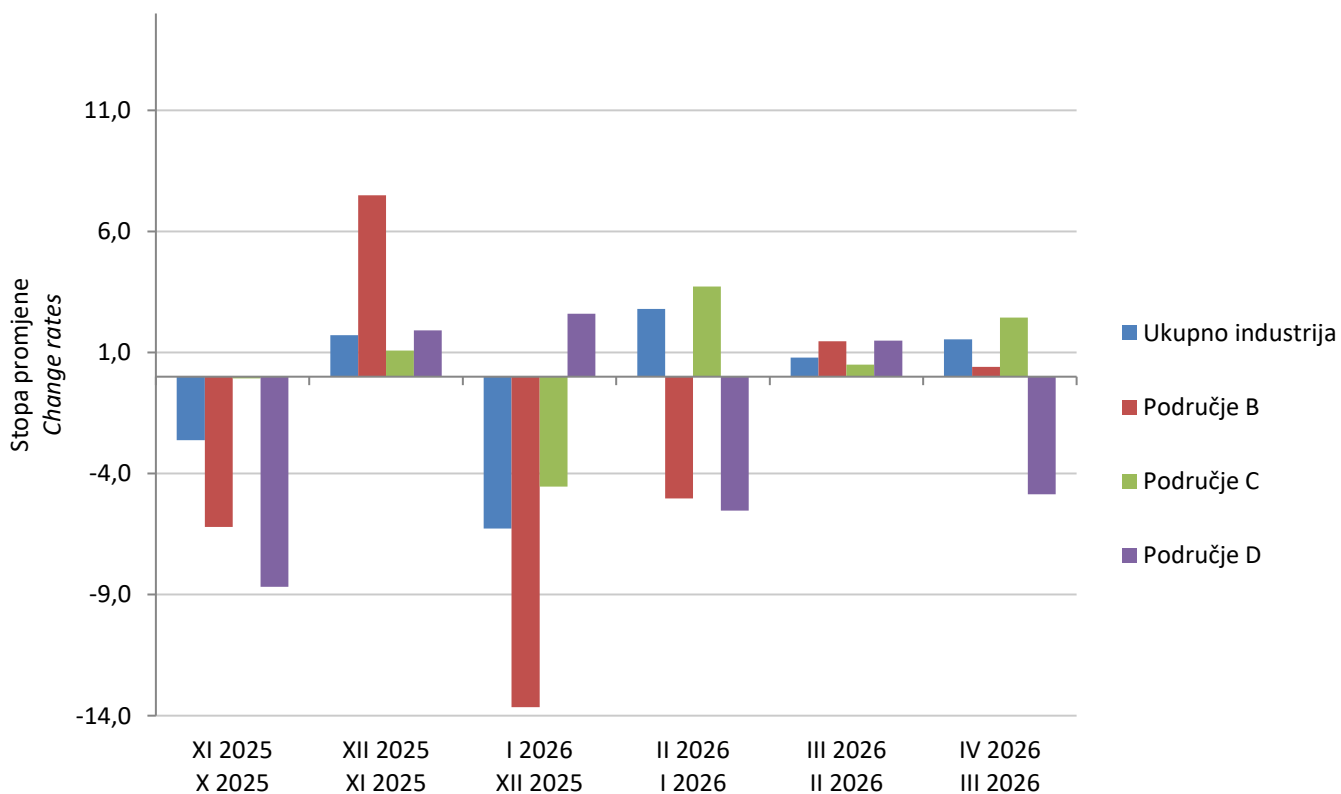
		XI 2025	XII 2025	I 2026	II 2026	III 2026	IV 2026		
		X 2025	XI 2025	XII 2025	I 2026	II 2026	III 2026		
Ukupno industrija		-2.6	1.7	-6.3	2.8	0.8	1.5	Total industry	
Glavne industrijske skupine (GIG)								Main Industrial Groups (MIGs)	
AI	Intermedijarni proizvodi	0.2	0.6	-2.2	3.6	-0.7	-0.9	AI	Intermediate goods
AE	Energija	-10.6	4.5	-0.9	-6.7	2.2	-4.2	AE	Energy
BB	Kapitalni proizvodi	2.3	10.4	-16.7	8.6	1.0	6.2	BB	Capital goods
CD	Trajni proizvodi za široku uporabu	2.9	-1.1	-3.4	1.8	3.4	3.8	CD	Consumer durables
CN	Netrajni proizvodi za široku uporabu	-0.7	1.6	-3.5	3.3	2.7	2.1	CN	Consumer non-durables
Područja i oblasti KD BIH 2010								NACE Rev.2 Sections and Divisions	
B	VAĐENJE RUDA I KAMENA	-6.2	7.5	-13.6	-5.0	1.5	0.4	B	MINING AND QUARRYING
	05 Vađenje ugljena i lignita	-20.0	7.8	-11.2	-2.5	3.5	4.9	05	Mining of coal and lignite
	07 Vađenje metalnih ruda	37.2	42.2	-30.4	-21.1	1.7	-13.6	07	Mining of metal ores
	08 Vađenje ostalih ruda i kamena	20.1	-10.5	-9.9	-0.5	-0.7	3.1	08	Other mining and quarrying
C	PRERAĐIVAČKA INDUSTRIJA	-0.1	1.1	-4.5	3.7	0.5	2.4	C	MANUFACTURING
	10 Proizvodnja prehrambenih proizvoda	-0.1	0.1	-4.4	3.5	0.1	2.9	10	Manufacture of food products
	11 Proizvodnja pića	-4.1	20.4	-7.2	-11.7	20.8	-7.8	11	Manufacture of beverages
	12 Proizvodnja duhanskih proizvoda	-100.0	-100.0	-100.0	-100.0	-100.0	-100.0	12	Manufacture of tobacco products
	13 Proizvodnja tekstila	-13.1	5.4	-13.4	20.5	-22.7	14.8	13	Manufacture of textiles
	14 Proizvodnja odjeće	-2.0	-3.4	-2.0	8.6	0.0	1.0	14	Manufacture of wearing apparel
	15 Proizvodnja kože i srodnih proizvoda	-6.4	3.3	-1.5	-1.9	1.6	4.7	15	Manufacture of leather and related products
	16 Prerada drva i proizvoda od drva i pluta, osim namještaja; proizvodnja predmeta od slame i pletarskih materijala	2.6	-2.2	26.2	0.8	-7.5	6.7	16	Manufacture of wood and of products of wood and cork, except furniture; manufacture of articles of straw and plaiting materials
	17 Proizvodnja papira i proizvoda od papira	-10.9	2.4	1.0	3.1	10.9	-15.8	17	Manufacture of paper and paper products
	18 Tiskanje i umnožavanje snimljenih zapisa	-14.5	-1.1	15.8	-3.4	16.9	0.7	18	Printing and reproduction of recorded media
	19 Proizvodnja koksa i rafiniranih naftnih proizvoda	8.9	3.3	0.4	2.2	-31.9	-11.0	19	Manufacture of coke and refined petroleum products
	20 Proizvodnja kemikalija i kemijskih proizvoda	0.2	-10.9	-0.6	1.3	0.8	-4.3	20	Manufacture of chemicals and chemical products
	21 Proizvodnja osnovnih farmaceutskih proizvoda i farmaceutskih pripravaka	5.9	-3.1	-10.4	19.6	-10.3	-4.4	21	Manufacture of basic pharmaceutical products and pharmaceutical preparations
	22 Proizvodnja proizvoda od gume i plastičnih masa	-2.8	1.1	-5.7	9.1	-4.4	4.4	22	Manufacture of rubber and plastic products
	23 Proizvodnja ostalih nemetalnih mineralnih proizvoda	-5.6	8.1	-20.0	17.3	0.1	-4.1	23	Manufacture of other non-metallic mineral products
	24 Proizvodnja baznih metala	7.0	-7.5	-7.0	8.8	12.5	5.0	24	Manufacture of basic metals
	25 Proizvodnja gotovih metalnih proizvoda, osim strojeva i opreme	-1.2	8.9	-24.8	19.6	4.7	7.9	25	Manufacture of fabricated metal products, except machinery and equipment
	26 Proizvodnja računala te elektroničkih i optičkih proizvoda	-23.2	112.3	-57.3	0.5	-15.1	10.0	26	Manufacture of computer, electronic and optical products
	27 Proizvodnja električne opreme	-1.6	-12.5	9.8	-1.0	2.1	-5.5	27	Manufacture of electrical equipment
	28 Proizvodnja strojeva i uređaja, d. n.	-4.1	-2.9	1.2	2.1	-2.0	3.8	28	Manufacture of machinery and equipment n.e.c.
	29 Proizvodnja motornih vozila, prikolica i poluprikolica	-4.1	2.4	6.6	8.5	-6.3	3.8	29	Manufacture of motor vehicles, trailers and semi-trailers
	30 Proizvodnja ostalih prijevoznih sredstava	138.6	15.0	-31.4	20.2	35.3	-63.7	30	Manufacture of other transport equipment
	31 Proizvodnja namještaja	-0.3	2.4	5.4	4.5	7.6	2.3	31	Manufacture of furniture
	32 Ostala prerađivačka industrija	7.2	5.6	-1.7	0.0	-0.1	9.0	32	Other manufacturing
	33 Popravak i instaliranje strojeva i opreme	-13.6	3.9	-4.9	-7.4	8.0	-1.7	33	Repair and installation of machinery and equipment
D	Proizvodnja i opskrba električnom energijom, plinom, parom i klimatizacija (izuzev grane 35.3 - proizvodnja i opskrba parom i klimatizacija)	-8.7	1.9	2.6	-5.5	1.5	-4.9	D	Electricity, gas, steam and air conditioning supply (except group 35.3 - Steam and air conditioning supply)
	35 Proizvodnja i opskrba električnom energijom, plinom, parom i klimatizacija	-8.7	1.9	2.6	-5.5	1.5	-4.9	35	Electricity, gas, steam and air conditioning supply

Grafik 2. Mjesečne stope promjena izračunate iz desezoniranih indeksa za Glavne industrijske skupine (GIG)
 Graph 2. Monthly change rates calculated from seasonally adjusted indices for Main Industrial Groups (MIGs)



Grafik 3. Mjesečne stope promjena izračunate iz desezoniranih indeksa za ukupno industriju i područja djelatnosti

Graph 3. Monthly change rates calculated from seasonally adjusted indices for Total Industry and divisions

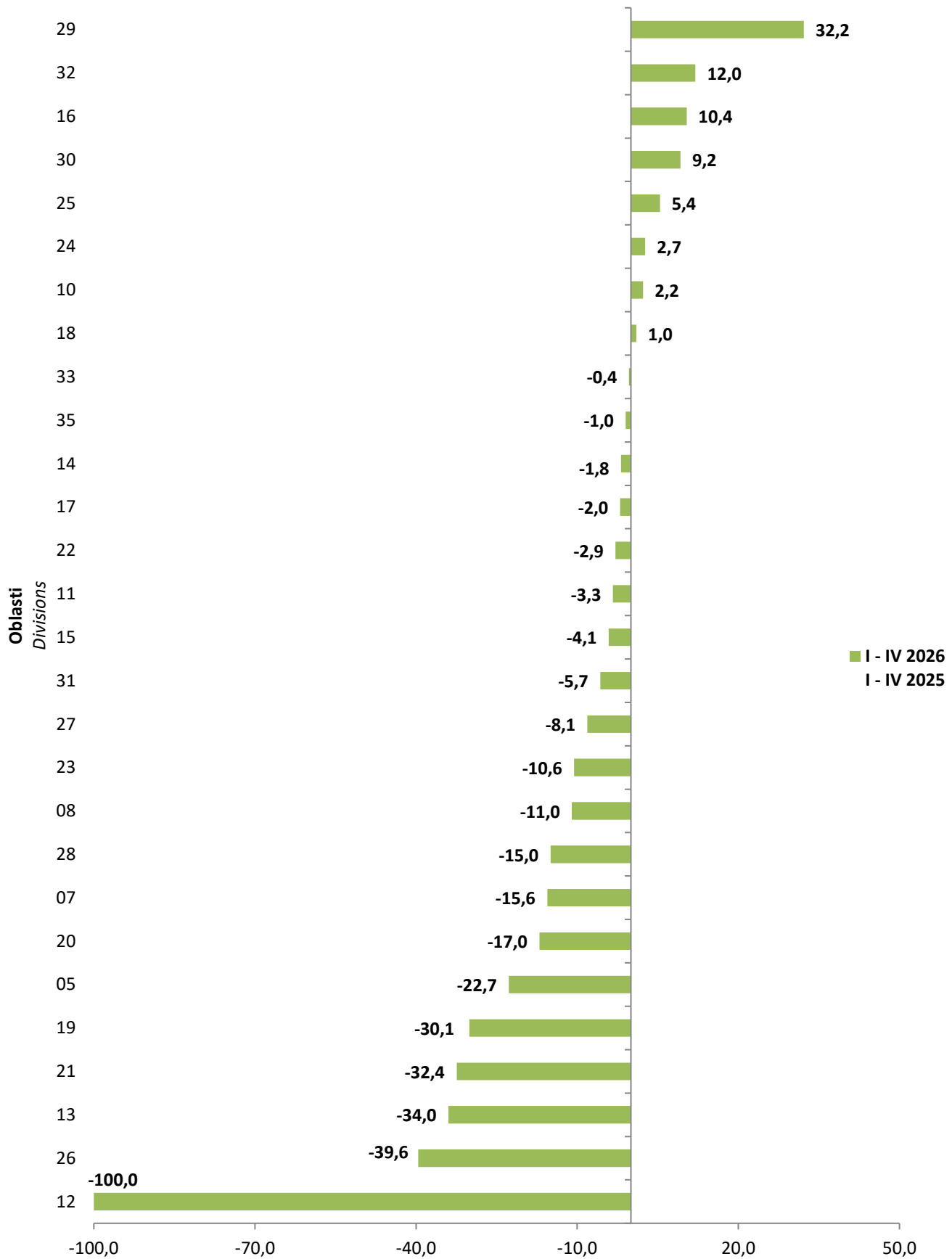


TABLICA 2. GODIŠNJE STOPE PROMJENA IZRAČUNATE IZ KALENDARSKI PRILAGOĐENIH INDEKSA OBUJMA INDUSTRIJSKE PROIZVODNJE, TRAVANJ 2026.
TABLE 2. YEAR-ON-YEAR GROWTH RATES CALCULATED FROM WORKING-DAY ADJUSTED VOLUME INDICES ON INDUSTRIAL PRODUCTION, APRIL 2026

		XI 2025	XII 2025	I 2026	II 2026	III 2026	IV 2026	I - IV 2026	
		XI 2024	XII 2024	I 2025	II 2025	III 2025	IV 2025	I - IV 2025	
	Ukupno industrija	-4.2	1.9	-9.6	-5.7	-2.8	-2.0	-4.9	Total industry
	Glavne industrijske skupine (GIG)								Main Industrial Groups (MIGs)
AI	Intermedijarni proizvodi	-4.9	0.8	-6.0	-3.6	-0.7	-3.5	-3.3	AI Intermediate goods
AE	Energija	-6.6	-1.1	-3.1	-9.2	-7.0	-10.8	-7.3	AE Energy
BB	Kapitalni proizvodi	10.3	25.1	-4.2	8.2	3.6	11.0	5.2	BB Capital goods
CD	Trajni proizvodi za široku potrošnju	-26.0	-23.1	-22.8	-23.8	-14.9	-14.6	-19.0	CD Consumer durables
CN	Netrajni proizvodi za široku potrošnju	-6.2	-3.9	-13.6	-1.5	4.0	3.3	-1.9	CN Consumer non-durables
	Područja i oblasti KD BIH 2010								NACE Rev.2 Sections and Divisions
B	PROIZVODI RUDARSTVA I VAĐENJA KAMENA	-6.3	2.0	-19.4	-23.8	-18.6	-17.7	-19.9	B MINING AND QUARRYING
05	Ugljen i lignit	-13.4	-8.8	-22.6	-25.8	-23.1	-19.3	-22.7	05 Coal and lignite
07	Metalne rude	-1.3	62.3	30.1	-23.2	-18.2	-28.2	-15.6	07 Metal ores
08	Ostali proizvodi od ruda i kamena	24.4	37.8	-10.6	-18.1	-8.4	-7.8	-11.0	08 Other mining and quarrying products
C	PROIZVODI PRERAĐIVAČKE INDUSTRIJE	-4.0	0.9	-9.2	-1.7	0.0	1.7	-2.0	C MANUFACTURED PRODUCTS
10	Prehrambeni proizvodi	-1.8	1.2	-4.6	3.3	5.8	4.1	2.2	10 Food products
11	Pića	-17.4	14.0	-0.9	-25.7	12.8	-1.8	-3.3	11 Beverages
12	Duhanski proizvodi	-100.0	-100.0	-100.0	-100.0	-100.0	-100.0	-100.0	12 Tobacco products
13	Tekstil	-36.1	-26.2	-44.7	-20.6	-41.3	-29.1	-34.0	13 Textiles
14	Odjeća	1.7	-6.2	-6.5	-3.4	-2.8	5.2	-1.8	14 Wearing apparel
15	Koža i srodni proizvodi	-16.3	0.7	-8.3	-8.7	-1.6	2.0	-4.1	15 Leather and related products
16	Drvo i proizvodi od drva i pluta, osim namještaja; proizvodi od slame i pletarskih materijala	-9.4	3.5	14.6	14.9	2.0	11.8	10.4	16 Wood and of products of wood and cork, except furniture; articles of straw and plaiting materials
17	Papir i proizvodi od papira	12.6	-10.3	-1.9	-1.7	4.6	-9.4	-2.0	17 Paper and paper products
18	Tiskani materijali i snimljeni zapisi	-18.9	-20.2	-7.8	-3.6	1.4	13.5	1.0	18 Printing and reproduction services of recorded media
19	Koks i rafinirani naftni proizvodi	-28.4	-24.9	-7.6	-10.7	-41.4	-53.6	-30.1	19 Coke and refined petroleum products
20	Kemikalije i kemijski proizvodi	0.5	-12.0	-0.2	-26.9	-14.2	-21.3	-17.0	20 Chemicals and chemical products
21	Osnovni farmaceutski proizvodi i farmaceutski pripravci	27.6	-15.7	-60.0	-5.4	-17.0	-26.8	-32.4	21 Basic pharmaceutical products and pharmaceutical preparations
22	Proizvodi od gume i plastike	-1.0	8.4	-10.3	0.5	-4.2	1.4	-2.9	22 Rubber and plastic products
23	Ostali nemetalni mineralni proizvodi	-10.4	9.3	-34.3	-8.9	0.3	-7.6	-10.6	23 Other non-metallic mineral products
24	Bazni metali	-22.8	-31.8	-20.4	-3.2	10.1	24.0	2.7	24 Basic metals
25	Gotovi metalni proizvodi, osim strojeva i opreme	12.2	38.5	-15.4	13.1	10.5	9.7	5.4	25 Fabricated metal products, except machinery and equipment
26	Računala, elektronički i optički proizvodi	-58.8	22.4	-31.9	-44.2	-50.4	-26.6	-39.6	26 Computer, electronic and optical products
27	Električna oprema	-13.6	-23.6	-4.4	-10.3	-3.6	-13.3	-8.1	27 Electrical equipment
28	Strojevi i uređaji, d. n.	-15.9	-13.4	-13.6	-18.4	-19.1	-7.9	-15.0	28 Machinery and equipment n.e.c.
29	Motorna vozila, prikolice i poluprikolice	14.4	17.0	28.7	41.0	25.3	33.9	32.2	29 Motor vehicles, trailers and semi-trailers
30	Ostala prijevozna sredstva	41.8	-17.0	-20.3	13.2	34.2	4.6	9.2	30 Other transport equipment
31	Namještaj	-20.2	-16.3	-11.9	-11.8	0.9	-0.2	-5.7	31 Furniture
32	Ostala prerađivačka industrija	-6.3	20.7	-0.8	2.3	21.6	23.4	12.0	32 Other manufactured goods
33	Usluge popravka i instaliranje strojeva i opreme	-22.4	-15.5	-4.4	-3.0	4.1	1.7	-0.4	33 Repair and installation services of machinery and equipment
D	Proizvodnja i opskrba električnom energijom, plinom, parom i klimatizacija (izuzev grane 35.3 - proizvodnja i opskrba parom i klimatizacija)	-5.1	0.8	4.9	-2.8	-0.6	-6.9	-1.0	D Electricity, gas, steam and air conditioning supply (except group 35.3 - Steam and air conditioning supply)
35	Električna energija, plin, para i klimatizacija	-5.1	0.8	4.9	-2.8	-0.6	-6.9	-1.0	35 Electricity, gas, steam and air conditioning

Grafik 4. Godišnje stope promjene industrijske proizvodnje iz kalendarski prilagođenih indeksa, I. - IV. 2026./ I. - IV. 2025.

Graph 4. Year-on-year change rates of industrial production from working-day adjusted indices, I - IV 2026/ I - IV 2025



TABLICA 3. IZVORNI INDEKSI OBUJMA INDUSTRIJSKE PROIZVODNJE - UKUPNO, PREMA GIG, PODRUČJIMA I OBLASTIMA KD BIH 2010 (NACE Rev.2), TRAVANJ 2026.
TABLE 3. GROSS VOLUME INDICES ON INDUSTRIAL PRODUCTION - TOTAL, ACCORDING TO MIGs, KD BIH 2010 (NACE Rev.2) SECTIONS AND DIVISIONS, APRIL 2026

	Struktura Structure	IV 2026 φ 2025	IV 2026 IV 2025	I - IV 2026 I - IV 2025	
Ukupno industrija	100.00	99.5	98.2	95.2	Total industry
AI Intermedijarni proizvodi	38.63	100.1	95.8	95.9	AI Intermediate goods
AE Energija	21.67	81.6	85.3	89.6	AE Energy
BB Kapitalni proizvodi	15.53	117.2	116.3	105.3	BB Capital goods
CD Trajni proizvodi za široku potrošnju	3.52	98.7	88.2	83.9	CD Consumer durables
CN Netrajni proizvodi za široku potrošnju	20.65	104.1	102.5	97.4	CN Consumer non-durables
B PROIZVODI RUDARSTVA I VAĐENJA KAMENA	8.80	76.3	79.4	77.6	B MINING AND QUARRYING
05 Ugljen i lignit	6.11	75.5	77.0	73.6	05 Coal and lignite
07 Metalne rude	1.27	52.5	72.1	87.4	07 Metal ores
08 Ostali proizvodi od ruda i kamena	1.42	100.9	96.0	91.9	08 Other mining and quarrying products
C PROIZVODI PRERAĐIVAČKE INDUSTRIJE	75.66	105.4	101.7	97.7	C MANUFACTURED PRODUCTS
10 Prehrambeni proizvodi	10.35	108.6	108.4	104.6	10 Food products
11 Pića	2.52	106.7	99.7	99.7	11 Beverages
12 Duhanski proizvodi	0.00	0.0	0.0	0.0	12 Tobacco products
13 Tekstil	0.90	98.3	88.8	73.8	13 Textiles
14 Odjeća	2.14	92.9	99.6	91.7	14 Wearing apparel
15 Koža i srodni proizvodi	2.65	99.1	97.9	94.5	15 Leather and related products
16 Drvo i proizvodi od drva i pluta, osim namještaja; proizvodi od slame i pletarskih materijala	4.28	107.7	104.1	107.5	16 Wood and of products of wood and cork. except furniture; articles of straw and plaiting materials
17 Papir i proizvodi od papira	2.64	101.3	94.3	102.1	17 Paper and paper products
18 Tiskani materijali i snimljeni zapisi	1.10	104.8	114.9	103.6	18 Printing and reproduction services of recorded media
19 Koks i rafinirani naftni proizvodi	0.02	73.9	72.3	79.9	19 Coke and refined petroleum products
20 Kemikalije i kemijski proizvodi	4.14	87.4	84.9	83.8	20 Chemicals and chemical products
21 Osnovni farmaceutski proizvodi i farmaceutski preparati	1.45	79.7	76.8	69.6	21 Basic pharmaceutical products and pharmaceutical preparations
22 Proizvodi od gume i plastike	5.05	103.3	99.9	95.8	22 Rubber and plastic products
23 Ostali nemetalni mineralni proizvodi	5.37	102.6	97.0	93.7	23 Other non-metallic mineral products
24 Bazni metali	2.63	130.1	126.8	101.6	24 Basic metals
25 Gotovi metalni proizvodi, osim strojeva i opreme	14.19	114.1	112.9	106.2	25 Fabricated metal products. except machinery and equipment
26 Računari, elektronički i optički proizvodi	1.58	34.9	36.4	48.7	26 Computer. electronic and optical products
27 Električna oprema	3.59	106.1	94.2	101.8	27 Electrical equipment
28 Strojevi i uređaji. d. n.	2.69	108.2	97.6	87.1	28 Machinery and equipment n.e.c.
29 Motorna vozila, prikolice i poluprikolice	2.96	121.1	128.4	117.4	29 Motor vehicles. trailers and semi-trailers
30 Ostala prijevozna sredstva	0.11	40.4	154.9	332.1	30 Other transport equipment
31 Namještaj	3.09	105.0	92.7	86.6	31 Furniture
32 Ostala prerađivačka industrija	0.95	132.5	108.6	103.1	32 Other manufactured goods
33 Usluge popravke i instaliranja strojeva i uređaja	1.26	105.7	112.2	103.9	33 Repair and installation services of machinery and equipment
D PROIZVODI I OPSKRBA ELEKTRIČNOM ENERGIJOM, PLINOM, PAROM I KLIMATIZACIJA	15.54	84.1	88.5	96.0	D ELECTRICITY. GAS. STEAM AND AIR CONDITIONING
35 Električna energija. plin. para i klimatizacija	15.54	84.1	88.5	96.0	35 Electricity. gas. steam and air conditioning

METODOLOŠKA OBJAŠNENJA

Počevši sa priopćenjem za ožujak 2013. promijenjen je koncept objavljivanja rezultata indeksa industrijske proizvodnje u Bosni i Hercegovini. Agencija za statistiku BiH i entitetski zavodi za statistiku su uskladili prezentaciju i interpretaciju indeksa industrijske proizvodnje s onom koja je propisana EU uredbama o kratkoročnim poslovnim statistikama i preporukama Eurostata o publiciranju indeksa industrijske proizvodnje. Uredbe i preporuke su namijenjene državama članicama EU, kao i zemljama koje su u procesu pridruživanja, a u cilju harmoniziranog izračuna i prezentiranja ovog pokazatelja.

Stoga su svi rezultati indeksa industrijske proizvodnje (industrija ukupno, agregati po industrijskim djelatnostima i specijalni GIG agregati) u priopćenju tabelarno prezentirani u tri oblika:

- Desezonirani pokazatelji
- Kalendarski prilagođeni pokazatelji
- Izvorni indeksi industrijske proizvodnje

Sukladno pomenutim preporukama, indeks industrijska proizvodnje se tumači:

- Mjesečnom stopom rasta izračunatom iz desezoniranih indeksa
- Godišnjom stopom rasta izračunatom iz kalendarski prilagođenih indeksa

Iz tog razloga komentari dati na samom priopćenju ne uključuju komentare za Izvorne indekse.

Izvorni indeksi u priopćenju se prikazuju tabelarno na način na koji su prikazivani u dosadašnjim priopćenjima radi održavanja dosljednosti prema prethodno objavljenim serijama. Spomenuti koncept indeksa zadržati će se u priopćenju u duljem prijelaznom razdoblju isključivo radi korisnika podataka koji su navikli na takav način prezentiranja indeksa industrijske proizvodnje, a koji se nije mijenjao dugi niz godina.

Metod računanja i bazna godina

Indeksi industrijske proizvodnje izračunavaju se korištenjem Laspeyresove formule. Nova bazna godina za koju je utvrđen sustav pondera u BiH je 2021. i primjenjuje se u obračunu indeksa od siječnja 2024. EU Uredbom (EC) No 472/2008 propisana je primjena bazne 2021. Koncepti, definicije i metodologija koji se koriste za izračun indeksa industrijske proizvodnje su usklađeni sa EU propisima u domenu kratkoročnih statistika (EU STS - Short Term Statistics).

Osnovne informacije o indeksu industrijske proizvodnje i kratka metodologija izračuna prikazane su u dokumentu "Metodološki naputci za izračun indeksa fizičkog obujma industrijske proizvodnje u Bosni i Hercegovini - (MD 29)" koja je dostupna na web stranici Agencije za statistiku BiH: <http://www.bhas.gov.ba> u sekciji industrija.

NOTES ON METHODOLOGY

Starting with the Press Release for March 2013, the concept of publishing the results of the industrial production index in Bosnia and Herzegovina is changed. Agency for Statistics of BiH and entity institutes for statistics harmonized the presentation and interpretation of the industrial production index to EU Regulations on Short-Term Statistics and Eurostat's Recommendations on publishing the industrial production index. Regulations and Recommendations are intended for EU member states, as well as countries that are in the process of accession, for the purpose of harmonized calculating and presenting of this indicator.

Therefore, all the results of the industrial production index (total industry, aggregates by industrial activities and special MIG aggregates) are presented in a press release tables in three forms:

- *Seasonally adjusted indicators*
- *Working-day adjusted indicators*
- *Original (gross) production indices*

In accordance with the Recommendations, the industrial production index is commented by:

- *Monthly growth rates calculated from seasonally adjusted indices*
- *Annual growth rate calculated from working-day adjusted indices*

For this reason, comments given to the press release do not include comments on original indices.

In the press release, the original (gross) indices are presented in tables (in the same manner as they were presented in the former press releases) in order to maintain consistency with the previously published series. The mentioned index concept will be retained in press releases for a longer transition period, solely for data users who are accustomed to this way of presenting the industrial production index, which has not been changed for many years.

Calculation method and base year

Industrial production indices are calculated using the Laspeyres formula. The new base year, for which the weighting system is established in BiH, is 2021 and it is used in calculation of indices since January 2024. EU Regulation (EC) No 472/2008 stipulates the use of base year 2021 from January 2013 in EU countries. Concepts, definitions and methodology used for calculating the industrial production index are harmonized with EU Regulations in the field of EU STS - Short Term Statistics.

The basic information on BiH industrial production index and short methodology are presented in the publication "Methodological guidelines for the calculation of the industrial production index in Bosnia and Herzegovina (MD 29)", which is available on the website of the Agency for Statistics of BiH: <http://www.bhas.ba> in Industry section.

Standardi i klasifikacije

Za prikupljanje podataka, izračun indeksa i objavljivanje rezultata industrijske proizvodnje od siječnja 2013. koriste se novi standardi: BiH klasifikacija djelatnosti KD BiH 2010 (bazirana na EU NACE Rev.2.) i Mjesečna NIP BiH 2024. Mjesečna NIP BiH 2024 je Nomenklatura industrijskih proizvoda Bosne i Hercegovine, koja se koristi za provođenje Mjesečnog izvještaja industrije M KPS IND-1. Mjesečna NIP BiH 2024 utemeljena je na izvornoj NIP BiH 2010 (Službeni glasnik br. 12/11 i 41/11) i ažurirana sa izmjenama i dopunama u EU PRODCOM Listi nastalim od 2013. Mjesečna NIP BiH 2024 je dodatno razrađena i dopunjena sukladno specifičnim potrebama obračuna indeksa industrijske proizvodnje u BiH, a suglasno sa EU regulativama za kratkoročne poslovne statistike.

Prikupljanje podataka

Federalni zavod za statistiku FBiH (FZS FBiH). Republički zavod za statistiku RS (RZS RS) i Ekspozitura Agencije za statistiku BiH u Brčko distriktu (EBD) provode mjesečno istraživanje industrijske proizvodnje na područjima njihove odgovornosti koristeći zajednički upitnik (IND-1) i usuglašeni naputak za popunjavanje. Kroz ovo istraživanje prikupljaju se podaci o obujmu proizvodnje na razini pojedinačnog proizvoda, definiranog u Mjesečni NIP BiH 2018. Statističke institucije vrše ulaznu kontrolu i editovanje ulaznih podataka koje koriste za računanje indeksa i dostavljaju podatke Agenciji. Agencija izračunava i objavljuje indekse za razinu BiH i za Brčko distrikt.

Rokovi dostavljanja prvih (preliminarnih) podataka BHAS-u su:

- FZS FBiH - do 17. u mjesecu za prethodni mjesec
- RZS RS - do 19. u mjesecu za prethodni mjesec
- EBD - do 18. u mjesecu za prethodni mjesec

Rok za dostavljanje revidiranih podataka je mjesec dana nakon roka za preliminarne podatke. Podaci za siječanj dostavljaju se sa nekoliko dana zakašnjenja zbog neophodnih godišnjih preračuna podataka.

Obuhvat mjesečnog istraživanja po ekonomskim djelatnostima

Indeks obujma industrijske proizvodnje (IPI) obuhvata djelatnosti koje su razvrstane u sljedeća područja KD BiH 2010:

- B - Vađenje ruda i kamena
- C - Prerađivačka industrija

D - Proizvodnja i opskrba električnom energijom i plinom

- Suglasno EU STS propisu br. 1165/98 i 1893/2006 sljedeće djelatnosti ne ulaze u obračun indeksa industrijske proizvodnje:
- Oblast 36 – Sakupljanje, prečišćavanje i opskrba vodom

Grana 35.3 - Proizvodnja i opskrba parom i klimatizacija

Standards and Classifications

For data collecting, calculating and publishing the results of the industrial production index from January 2013, new standards are used: BiH Classification of Activities KD BiH 2010 (based on the EU NACE Rev. 2.) and Monthly Nomenclature of Industrial Products NIP BiH 2024. Monthly NIP 2024 Nomenclature of Industrial Products of Bosnia and Herzegovina, which was used for the implementation of Monthly Industry Report M KPS IND-1. Monthly NIP 2024 is based on the original NIP BiH 2010 (Official Gazette no. 12/11 and 41/11) and updated with amendments in EU PRODCOM Lists occurring since 2013. Monthly NIP 2024 is further developed and supplemented in accordance with the specific purpose of calculating the index of industrial production in BiH, and in accordance with EU regulations for short-term business statistics.

Data collection

Institute for Statistics of Federation of BiH (FZS FBiH). Institute for Statistics of Republika Srpska (RZS RS) and the Agency for Statistics of BiH Branch office in Brcko District (EBD) conduct monthly survey on industrial production in their competence areas using a common questionnaire (IND-1), as well as unified Instruction for filling in the questionnaire. Through this survey, data are collected on the production volume at the level of individual products, as defined by Monthly NIP BiH 2018. Statistical institutes perform input control and editing of input data and use it to calculate the indices and submit data to the Agency. The Agency calculates and publishes indices for BiH and Brcko District.

The deadlines for submitting the preliminary data to the BHAS:

- *FZS FBiH - by the 17th in a month for the previous month*
- *RZS RS - by the 19th in a month for the previous month*
- *EBD - by the 18th in a month for the previous month*

The deadline for submitting the revised data is one month after the deadline for submitting the preliminary data. Data for January are delivered with a few days of delay because of the necessary annual recalculations of the data.

Coverage of monthly survey by economic activities

Industrial production index (IPI) covers activities classified into the following sections of the KD BiH 2010:

- *B - Mining and quarrying*
- *C - Manufacturing*
- *D - Electricity and gas supply*

In line with EU STS Regulation No. 1165/98 and 1893/2006, the following activities are excluded from the industrial production index calculation:

- *Division 36 - Water collection, treatment and supply*
- *Group 35.3 - Steam and air conditioning supply*

Agregati glavnih industrijskih skupina (GIG)

Indeksi za GIG agregate izračunavaju se na istim metodom kao i indeksi po djelatnostima. samo se proizvodi grupiraju prema pretežnoj uporabi proizvoda unutar oblasti i grane djelatnosti iz klasifikacije KD BiH 2010 (EU NACE Rev.2). Za izračun indeksa za GIG agregate (EU MIGs) primjenjuju se nove definicije radi usklađivanja sa statističkim standardima EU.

- **AI - Proizvodi za međufaznu potrošnju:** oblasti i grane KD BiH 2010: 07 – 09. 10.6. 10.9. 13.1 – 13.3. 16. 17. 20.1 – 20.3. 20.5. 20.6. 22 – 24. 25.5 – 25.7. 25.9. 26.1. 26.8. 27.1 – 27.4 i 27.9
- **AE - Energija:** oblasti KD BiH 2010: 05. 06. 19 i 35 (isključujući 35.3)
- **BB - Kapitalni proizvodi:** oblasti i grane KD BiH 2010: 25.1 – 25.4. 26.2. 26.3. 26.5. 26.6. 28. 29. 30.1 – 30.4. 32.5 i 33
- **CD - Trajni proizvodi za široku potrošnju:** oblasti i grane KD BiH 2010: 26.4. 26.7. 27.5. 30.9. 31. 32.1 i 32.2

CN - Netrajni proizvodi za široku potrošnju: oblasti i grane KD BiH 2010: 10.1 – 10.5. 10.7. 10.8. 11. 12. 13.9. 14. 15. 18. 20.4. 21. 32.3. 32.4 i 32.9

Prikazivanje serija indeksa

Sukladno preporukama Eurostata. desezoniranje i kalendarsko prilagođavanje se vrši metodom TRAMO-SEATS u JDEMETRA+ okruženju na mjesečnoj seriji izvornih indeksa industrijske proizvodnje. Produljavanje serije indeksa dodavanjem novih mjesečnih zapažanja za svaki idući mjesec može, zbog karakteristika primijenjene metode, prouzročiti ispravke već objavljenih desezoniranih i kalendarski prilagođenih indeksa za nekoliko mjeseci unazad.

Desezonirani indeksi

Pojam desezonirani indeksi podrazumijeva da su podaci prilagođeni za sezonu i kalendarske dane. Sukladno preporukama Eurostata podaci koji se upoređuju s podacima od prethodnog mjeseca (mjesečno poređenje prema terminologiji i praksi Eurostata) prezentiraju se u desezoniranom obliku indeksa industrijske proizvodnje ili iz njih izračunanih stopa rasta.

Kalendarski prilagođeni indeksi

Pojam kalendarski prilagođeni indeksi podrazumijeva da su podaci prilagođeni za utjecaj kalendarskih i radnih dana. Sukladno preporukama Eurostata podaci koji se upoređuju s podacima od istog razdoblja prethodne godine (godišnje poređenje prema terminologiji i praksi Eurostata) prezentiraju se u kalendarski prilagođenom obliku indeksa industrijske proizvodnje ili iz njih izračunanih stopa rasta.

Main Industrial Grouping (MIGs) aggregates

Indices for MIG aggregates are calculated by the same method as the indices by activities save for the fact that the products are grouped according to the predominant use of the products within the division and groups of KD BiH 2010 (EU NACE Rev. 2). To calculate the index for MIG aggregates, new definitions are applied with aim of harmonization with the EU statistical standards.

- **AI - Intermediate goods:** the KD BiH 2010 divisions and groups: 07 – 09. 10.6. 10.9. 13.1 – 13.3. 16. 17. 20.1 – 20.3. 20.5. 20.6. 22 – 24. 25.5 – 25.7. 25.9. 26.1. 26.8. 27.1 – 27.4 and 27.9
- **AE - Energy:** the KD BiH 2010 divisions: 05. 06. 19 and 35 (exl. 35.3)
- **BB - Capital goods:** the KD BiH 2010 divisions and groups: 25.1 – 25.4. 26.2. 26.3. 26.5. 26.6. 28. 29. 30.1 – 30.4. 32.5 and 33
- **CD - Consumer durables:** the KD BiH 2010 divisions and groups: 26.4. 26.7. 27.5. 30.9. 31. 32.1 and 32.2
- **CN - Consumer non-durables:** the KD BiH 2010 divisions and groups: 10.1 – 10.5. 10.7. 10.8. 11. 12. 13.9. 14. 15. 18. 20.4. 21. 32.3. 32.4 and 32.9

Indices series presentation

In accordance with the Eurostat's Recommendations, seasonal adjustment and working-day adjustment has been done by using the TRAMO-SEATS method in JDEMETRA+ environment on the monthly series of original industrial production indices. Extending indices series by adding new monthly observations for each month could, because of the applied method characteristics, cause subsequent corrections of already published seasonally and working-day adjusted indices for several months backwards.

Seasonally adjusted indices

The term seasonally adjusted indices indicates that the data are adjusted for both seasonal and working-day effects. In line with the Eurostat's Recommendations, data that are compared with the data from the previous month (monthly comparison with Eurostat terminology and practices) are presented in a seasonally adjusted form of industrial production indices or their growth rates.

Working-day adjusted indices

The term working-day adjusted indices indicate that the data are adjusted only for working-day effects. In line with the Eurostat's Recommendations, data that are compared with data from the same period of the previous year (the annual comparison by Eurostat terminology and practices) are presented in a working-day adjusted form of industrial production indices or in their growth rate..

Publikuje Agencija za statistiku Bosne i Hercegovine, 71000 Sarajevo, Zelenih beretki 26
Published by the Agency for Statistics of the Bosnia and Herzegovina, 71000 Sarajevo, Zelenih beretki 26

Telefon/Phone: +387 (33) 911 911 | Telefaks/Telefax: +387 (33) 220 622
Elektronička pošta/E-mail: bhas@bhas.gov.ba | Internetska stranica/Web site: www.bhas.gov.ba

Odgovorne osobe/Responsible persons:

Vesna Ćužić, ravnateljica
Vesna Ćužić, Director

Priopćenje priredili: Fahir Kanlić, Maria Ostojčić i Vesna Šehovac
Prepared by: Fahir Kanlic, Maria Ostojic and Vesna Šehovac



Razmislite o očuvanju okoliša prije štampanja dokumenta.
Please consider the environment before printing this document.