



FIRST RELEASE



You are required to specify a data source when allowed in your product or application.

YEAR XI

SARAJEVO, 28/04/2026

NUMBER 4

TRANSPORT

Road cross-border traffic of freight motor vehicles and goods¹, fourth quarter 2025

The total border traffic at the entrance to Bosnia and Herzegovina in the fourth quarter of 2025 amounted to 75 179 freight motor vehicles. The number of freight motor vehicles at the entrance during the fourth quarter of 2025 is higher by 10.6% compared to the same period last year. Compared to the same quarter of the previous year, the number of domestic vehicles increased by 6.5% while the number of foreign vehicles higher by 16.5%.

In the structure of road border traffic at the entrance, domestic freight motor vehicles participate with 57.3% and foreign freight motor vehicles with 42.7%.

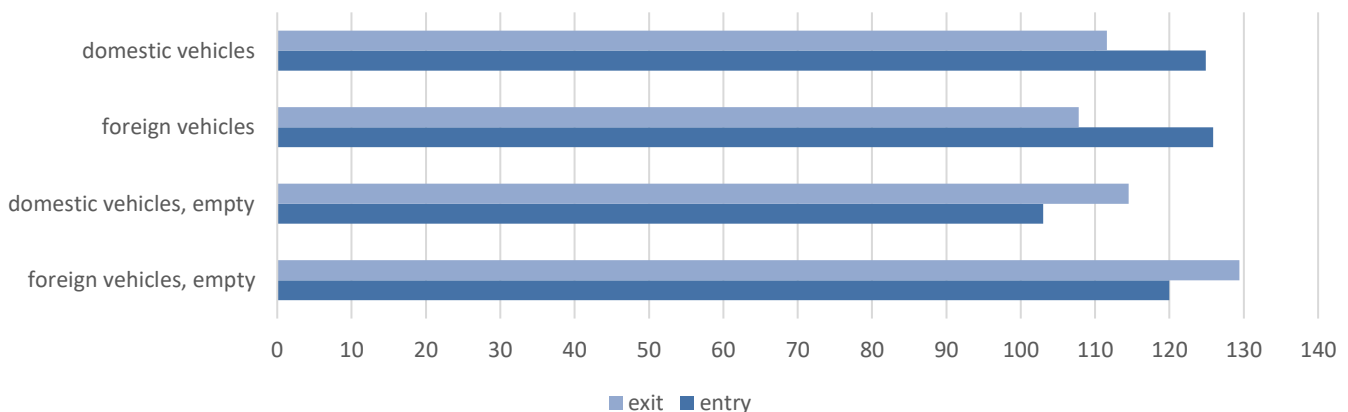
The largest number of vehicles in BiH entered through border crossings with Croatia 61.8%, followed by border crossings with Serbia 19.4% and Montenegro 18.8%.

At the exit of Bosnia and Herzegovina, number of freight motor vehicles is higher by 14.0% compared to the same period in 2024. The number of vehicles with domestic registration at the exit is higher by 12.8%, while in the same period the exit of vehicles with foreign registration is increased by 16.9%.

In road cross-border traffic, there were in total amount 1.87 million tonnes of goods that exit the country in the fourth quarter of 2025 that is for 12.2% higher than in the fourth quarter of the previous year.

At the exit, the largest number of freight vehicles was registered through border crossings with Croatia 70.8%, followed by Serbia 24.6% and Montenegro 4.6%.

Graph 1: Road cross-border traffic of freight motor vehicles, IV quarter 2025/ IV quarter 2024



¹ Indirect Taxation Authority of BiH

T.1. Road cross- border traffic of freight motor vehicles and goods

Vehicle's registration	Entry			Exit		
	IV quarter 2024	IV quarter 2025	Index $\frac{\text{IV 2025}}{\text{IV 2024}}$	IV quarter 2024	IV quarter 2025	Index $\frac{\text{IV 2025}}{\text{IV 2024}}$
Freight vehicles TOTAL	67991	75179	110,6	111413	126976	114,0
domestic	40452	43085	106,5	78543	88567	112,8
foreign	27539	32094	116,5	32870	38409	116,9
Freight vehicles Import/export	10010	12537	125,2	66047	72959	110,5
domestic	6724	8400	124,9	47057	52493	111,6
foreign	3286	4137	125,9	18990	20466	107,8
Freight vehicles Transit	8109	8253	101,8	323	390	120,7
domestic	1608	1598	99,4	232	288	124,1
foreign	6501	6655	102,4	91	102	112,1
Empty freight vehicles	49872	54389	109,1	45043	53627	119,1
domestic	32120	33087	103,0	31254	35786	114,5
foreign	17752	21302	120,0	13789	17841	129,4
Goods, '000t	815	930	114,1	1667	1870	112,2
domestic	549	626	114,1	1162	1303	112,2
foreign	266	304	114,3	506	567	112,2
In freight vehicles Import/export	160	231	144,3	1664	1861	111,8
domestic	115	165	143,2	1160	1297	111,8
foreign	45	66	147,1	504	564	112,1
In freight vehicles Transit, '000t	655	699	106,8	3	9	268,1
domestic	433	461	106,3	2	6	411,4
foreign	222	239	107,6	2	3	146,5

T.2. Road cross-border traffic of freight motor vehicles by directions, IV quarter 2025

Vehicle's registration	Entry			Exit		
	Loaded freight motor vehicles	Empty freight vehicles	Transported goods, in tonnes	Loaded freight motor vehicles	Empty freight vehicles	Transported goods, in tonnes
TOTAL	20790	54389	930233	73349	53627	1870122
Across Bosnia and Herzegovina- Croatia border	12850	29853	603462	51904	34619	1273255
Across Bosnia and Herzegovina- Serbia border	4030	16131	192019	18049	15809	525031
Across Bosnia and Herzegovina- Montenegro border	3910	8405	134752	3396	3199	71837

T.3. Road cross- border traffic of goods in freight motor vehicles, by directions and border crossings

	Transported goods, in tonnes			
	Entry		Exit	
	IV quarter 2024	IV quarter 2025	IV quarter 2024	IV quarter 2025
Total	815129	930233	1667254	1870122
Across Bosnia and Herzegovina- Croatia border	544372	603462	1160846	1273255
Bijača	53133	46033	43973	33854
Brčko	895	620	5	12
Bosanski Brod	93497	100302	99525	87038
Gorica	124151	152006	12625	23144
Gradina	29664	29671	71469	89451
Gradiška	67433	77118	202109	238247
Hukića Brdo	19142	22850	492	211
Izačić	8282	7668	35747	43272
Kamensko	98176	114908	81227	89203
Orašje	23128	22817	218251	215990
Šamac	14366	11278	240684	282629
Strmica	2	2	17872	25741
Doljani	0	0	0	0
Donji Svilaj	12500	18184	136867	144456
Ivanjica	2	5	2	7
Across Bosnia and Herzegovina- Serbia border	207462	192019	439456	525031
Karakaj	284	5736	44	29711
Pavlovića Most	70455	64016	304362	365098
Rača	53448	37118	54488	49072
Uvac	1635	1945	12750	3427
Vardište	66140	63287	37390	45671
Bratunac – Novi Most	15500	19917	30423	14032
Šepak	0	0	0	18020
Across Bosnia and Herzegovina- Montenegro border	63295	134752	66952	71837
Deluša	41329	108136	64561	59613
Hum	31	30	29	36
Klobuk	21500	26480	1675	10735
Metaljka	435	107	688	1453

T.4. Road cross - border traffic of freight motor vehicles, by directions and border crossings at the entrance to BiH

	IV quarter 2024		IV quarter 2025	
	Loaded freight vehicles	Empty freight vehicles	Loaded freight vehicles	Empty freight vehicles
Total	18119	49690	20790	54389
Across Bosnia and Herzegovina- Croatia border	12131	28501	12850	29853
Bijača	685	1859	767	1820
Brčko	367	0	286	0
Bosanski Brod	1752	0	1781	0
Gorica	1569	243	1761	103
Gradina	664	3207	684	2794
Gradiška	2050	1151	2186	10
Hukića Brdo	481	22	520	2540
Izačić	342	751	420	1031
Kamensko	2593	1664	2587	1742
Orašje	766	8402	852	7665
Šamac	466	6123	461	6603
Strmica	10	495	11	769
Doljani	0	0	0	0
Donji Svilaj	378	4450	519	4546
Ivanjica	8	112	15	181
Osoje	0	22	0	49
Across Bosnia and Herzegovina- Serbia border	4292	13042	4030	16131
Karakaj	351	98	527	1148
Pavlovića Most	993	9849	653	11767
Rača	1818	446	1396	412
Uvac	167	33	198	79
Vardište	664	57	633	6
Bratunac	0	0	0	0
Bratunac- Novi Most	299	2401	623	1478
Skelani	0	158	0	237
Šepak	0	0	0	1004
Across Bosnia and Herzegovina- Montenegro border	1696	8147	3910	8405
Deluša	1225	6197	3459	5233
Hum	64	173	69	190
Klobuk	380	1584	355	2733
Metaljka	27	193	27	249

T.5.Road cross – border traffic of freight motor vehicles, by directions and border crossings at the exit to BiH

	IV quarter 2024		IV quarter 2025	
	Loaded freight vehicles	Empty freight vehicles	Loaded freight vehicles	Empty freight vehicles
Total	66369	44750	73349	53627
Across Bosnia and Herzegovina- Croatia border	48027	28091	51904	34619
Bijača	1942	15201	1573	15978
Brčko	23	0	23	0
Bosanski Brod	4366	0	3853	0
Gorica	683	342	1073	221
Gradina	2931	2613	3570	3155
Gradiška	8769	372	9783	257
Hukića Brdo	140	54	84	2502
Izačić	1596	2726	1907	3905
Kamensko	3432	0	3773	0
Orašje	8414	3672	8373	3616
Šamac	9426	1289	11010	1990
Strmica	747	80	1033	45
Ivanjica	9	30	20	431
Osoje	0	164	0	240
Donji Svilaj	5549	1548	5829	2279
Across Bosnia and Herzegovina- Serbia border	15313	15341	18049	15809
Karakaj	180	675	1605	1912
Pavlovića Most	8924	6556	10564	4580
Rača	2431	5778	2162	5401
Uvac	558	30	189	43
Vardište	1622	19	1966	1
Bratunac	0	0	0	0
Bratunac- Novi Most	1598	2137	839	1818
Skelani	0	146	0	209
Šepak	0	0	724	1845
Across Bosnia and Herzegovina- Montenegro border	3029	1318	3396	3199
Deluša	2759	891	2669	2525
Hum	62	24	74	23
Klobuk	174	362	571	525
Metaljka	34	41	82	126

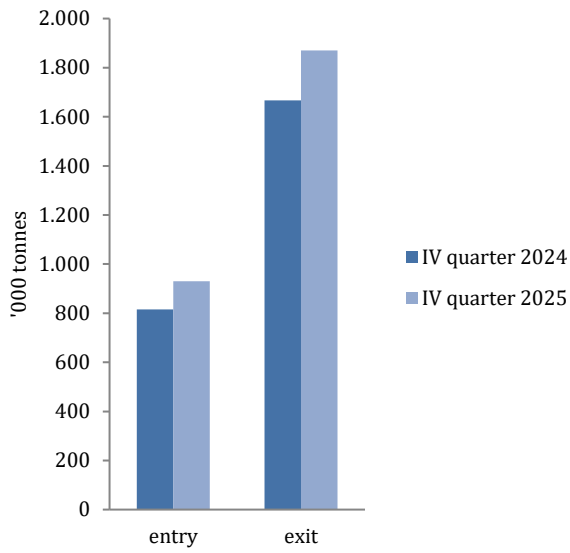
T.6. Road cross-border traffic of goods in freight motor vehicles (entry), by country of registration

Country of registration	IV quarter 2024		IV quarter 2025	
	Number of loaded vehicles	Transported goods, in tonnes	Number of loaded vehicles	Transported goods, in tonnes
Total	18119	815129	20790	930233
Bosnia and Herzegovina	8332	548886	9998	626034
Foreign countries	9787	266242	10792	304200
Albania	48	898	45	550
Andorra	23	14	19	36
Austria	361	2646	413	3415
Bahrain	2	1	14	307
Belgium	46	126	42	146
Belarus	5	70	2	31
Bulgaria	137	17652	150	9290
Montenegro	1547	70166	2046	98831
Czech Republic	78	750	68	249
Denmark	64	266	65	380
Finland	19	45	17	78
France	103	262	117	357
Greece	2	32	1	18
Netherland	198	743	160	745
Croatia	1351	36673	1581	49626
Iran	52	1129	22	496
Italy	105	411	96	634
Lithuania	25	587	21	360
Luxembourg	21	54	20	46
Hungary	230	1758	125	1295
North Macedonia	423	10905	255	8625
Moldova	18	345	15	306
Norway	98	254	80	199
Germany	783	6961	799	7357
Poland	141	2037	144	2128
Romania	34	212	86	840
Russia Federation	2	1	1	12
USA	15	44	23	56
Slovakia	73	698	60	539
Slovenia	940	27820	958	27842
Serbia	1816	59831	2212	68977
Spain	5	14	14	54
Sweden	138	392	150	395
Switzerland	585	2810	604	2692
Turkey	199	18306	212	15629
Ukraine	44	971	34	760
United Kingdom	5	11	6	20
Other countries	51	346	115	875

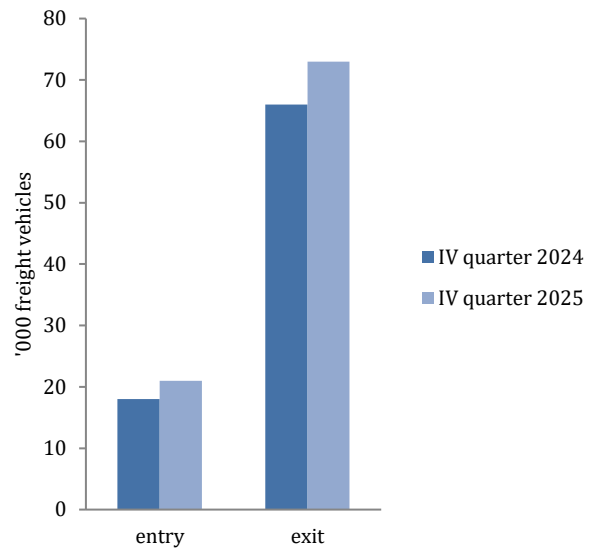
T.7. Road cross-border traffic of goods in freight motor vehicles (exit), by country of registration

Country of registration	IV quarter 2024		IV quarter 2025	
	Number of loaded vehicles	Transported goods, in tonnes	Number of loaded vehicles	Transported goods, in tonnes
Total	66370	1667279	73349	1870122
Bosnia and Herzegovina	47289	1161757	52781	1302996
Foreign countries	19081	505522	20568	567126
Albania	11	220	33	775
Andorra	29	23	17	3
Austria	27	126	17	64
Bahrain	33	709	111	2439
Belgium	0	0	2	27
Belarus	0	0	0	0
Bulgaria	136	2987	93	1963
Montenegro	1362	31401	1485	34924
Czech Republic	17	234	9	109
Denmark	3	0	0	0
Finland	0	0	0	0
France	0	0	0	0
Greece	1	8	0	0
Netherlands	11	69	1	0
Croatia	7513	179546	6740	161047
Iran	14	239	1	23
Italy	18	32	15	9
Lithuania	25	615	28	662
Luxembourg	0	0	2	0
Hungary	149	3747	75	1837
North Macedonia	90	2027	67	1482
Moldova	5	103	0	0
Norway	0	0	0	0
Germany	96	159	48	235
Poland	118	2621	126	2812
Romania	3	2	4	1
Russia Federation	2	1	0	0
USA	0	0	0	0
Slovakia	1	1	2	50
Slovenia	577	12511	603	12107
Serbia	8597	263085	10761	339076
Spain	2	7	5	75
Sweden	0	0	1	0
Switzerland	10	9	4	1
Turkey	5	26	4	35
Ukraine	9	170	5	90
United Kingdom	0	0	1	4
Other countries	217	4845	308	7277

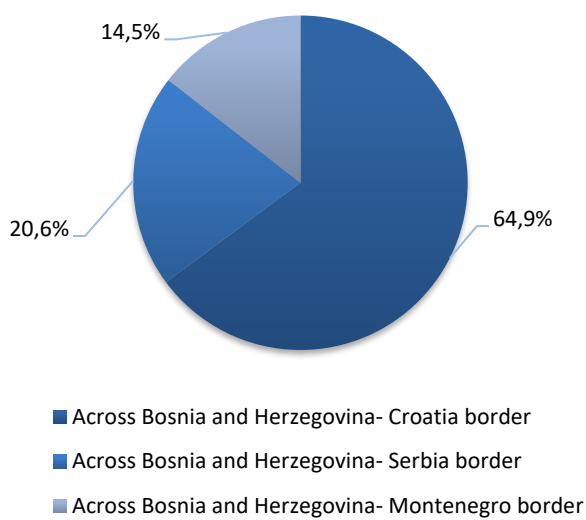
Graph 2: Road cross-border traffic of freight, entry and exit



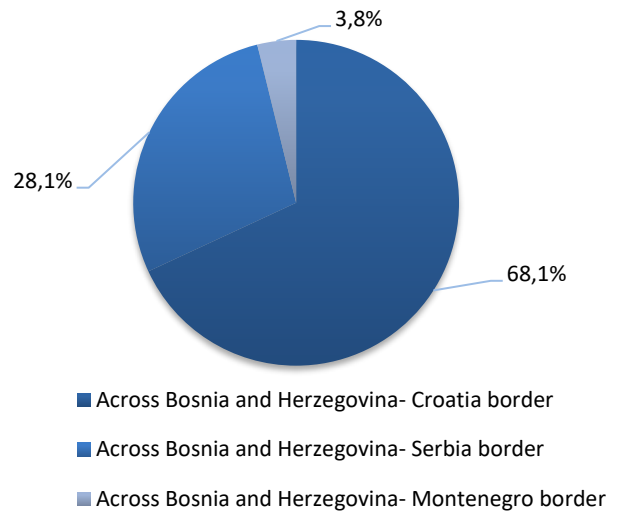
Graph 3: Road cross-border traffic of loaded freight motor vehicles, entry and exit



Graph 4: Cross- border traffic of freight at the entrance to BiH



Graph 5. Cross- border traffic of freight at the exit to BiH



NOTES OF METODOLOGY

Source and methods of data collection

The purpose of the research is to gather information on the work of transfer companies and gather information on the temporary import, temporary export, transit, the number of vehicles at the exit international road transport at the door, international road transport at the exit. Data on cross-border traffic of freight motor vehicles cover all border crossings where there are customs offices. Data for cross-border traffic of freight vehicles and goods Agency for Statistics of BiH has taken from the Indirect Taxation Authority BiH. Data includes all freight road vehicles and goods crossing the border and entering or exiting the Bosnia and Herzegovina. Freight motor vehicles are grouped according to a country of registration and monitored according to the directions of movement and border crossings.

DEFINITION

Border crossing is a place intended for crossing the state border. Border crossings are international, interstate or local ones. They may be road, railway, air, maritime crossings or crossings on inland waterways.

Border crossings for the international traffic are intended for a cross-border traffic of citizens of the Bosnia and Herzegovina and citizens of other countries.

Border crossings for the local traffic are intended for a cross-border traffic of citizens from a certain area of the Bosnia and Herzegovina and a certain area of the neighbouring country according to the international agreement

Goods in entry are goods that entered the customs territory of the Bosnia and Herzegovina, while goods in exit are goods that exited from the customs territory of the Bosnia and Herzegovina.

Freight vehicle is a motor vehicle used for the transport of goods, which is recorded by the Customs Authority in the entry to the customs territory of the Bosnia and Herzegovina or in the exit from the customs territory of Bosnia and Herzegovina

Transit means the transport of goods from the customs territory of one part to another office in the same territory, in accordance with the conditions provided for by national laws and regulations of that country

ABBREVIATIONS

t	tonne
'000 t	'000 tonnes

STATISTICAL SIGNS

... data are not available

Published by the Agency for Statistics of the Bosnia and Herzegovina, 71000 Sarajevo, Zelenih beretki 26

Phone: +387 (33) 911 911 | Telefax: +387 (33) 220 622

E-mail: bhas@bhas.gov.ba | Web site: www.bhas.gov.ba

Responsible persons:

Alen Bajramović, Head of Department for Services Statistics

Vesna Čužić, Director

Prepared by: Emina Mehanović



Please consider the environment before printing this document.