



# FIRST RELEASE



You are required to specify a data source when allowed in your product or application.

YEAR XV

SARAJEVO, 27/04/2026

NUMBER 4

## TRANSPORT

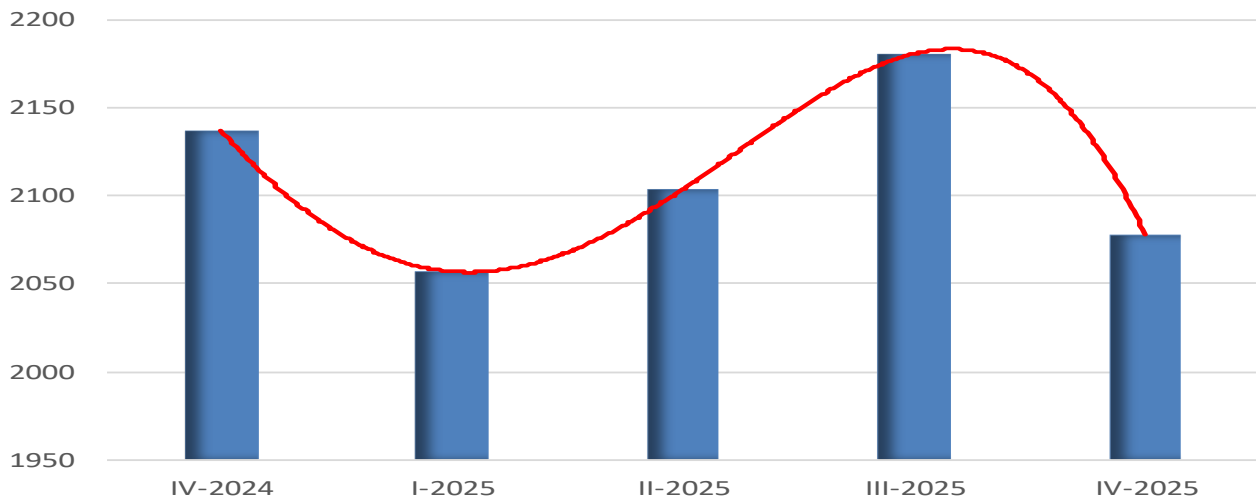
### Road transport in BiH, IV quarter 2025

In the road transport of goods in the fourth quarter of 2025, the number of kilometres covered by vehicles decreased by 2.3% compared to the fourth quarter of the previous year. The volume of transported goods decreased by 2.8%, while achieved tonne-kilometres decreased by 0.8%.

In road transport of passengers, the vehicle kilometres covered decreased by 1.2%, while the number of transported passengers increased by 8.8% compared to the fourth quarter of the previous year. Achieved passenger-kilometres decreased by 9.5% compared to the same quarter of the previous year.

In the fourth quarter of 2025, the number of total kilometres covered in urban-suburban transport decreased by 3.3% compared to the same quarter of the previous year, while the number of passengers transported was higher by 1.6%.

Graph 1: Goods transported in road transport, 000t



**Table 1: Transport of goods**

Volume of transport by transport indicators	IV quarter 2024	I quarter 2025	II quarter 2025	III quarter 2025	IV quarter 2025
Vehicle-kilometres covered,000	159514	156501	164803	156909	155826
Tonnes of goods transported, 000t	2137	2057	2104	2181	2078
Tonne-kilometres, 000	1039030	1061695	1092077	1066072	1030417

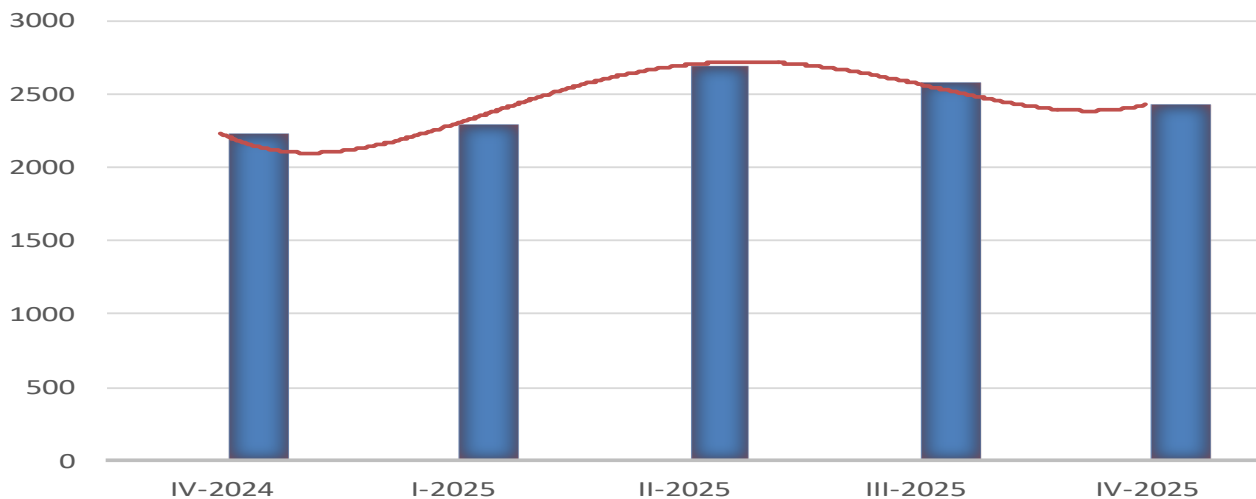
Indices by transport indicators	I 2025 IV 2024	II 2025 I 2025	III 2025 II 2025	IV 2025 III 2025	IV 2025 IV 2024
Vehicle-kilometres covered	98,1	105,3	95,2	99,3	97,7
Tonnes of goods transported	96,3	102,3	103,7	95,3	97,2
Tonne- kilometres	102,2	102,9	97,6	96,7	99,2

**Table 2: Transport of passengers**

Volume of transport by transport indicators	IV quarter 2024	I quarter 2025	II quarter 2025	III quarter 2025	IV quarter 2025
Vehicle-kilometres covered,000	16876	15764	16995	17107	16676
Transported passengers, 000	2232	2294	2701	2579	2429
Passenger- kilometres,000	351080	289499	346504	366081	317618

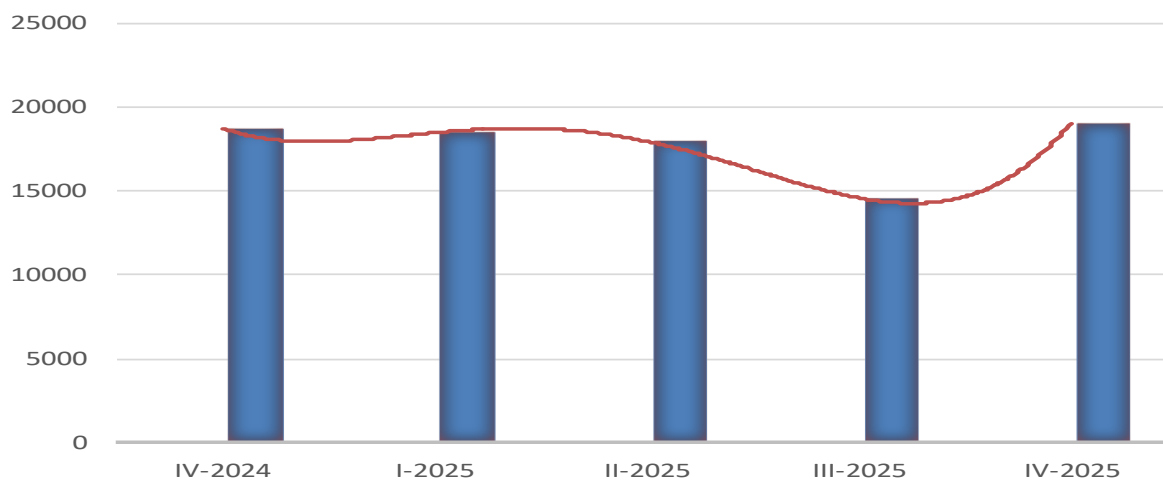
Indices by transport indicators	I 2025 IV 2024	II 2025 I 2025	III 2025 II 2025	IV 2025 III 2025	IV 2025 IV 2024
Vehicle-kilometres covered	93,4	107,8	100,7	97,5	98,8
Transported passengers	102,8	117,7	95,5	94,2	108,8
Passenger- kilometres	82,5	119,7	105,6	86,8	90,5

**Graph 2: Number of passengers carried in road transport, 000**

**Table 3: Urban-suburban transport**

Volume of transport by transport indicators	IV quarter 2024	I quarter 2025	II quarter 2025	III quarter 2025	IV quarter 2025
Vehicle-kilometres covered,000	17248	16165	16320	14851	16685
Transported passengers, 000	18764	18500	17989	14615	19059

Indices by transport indicators	<u>I 2025</u> IV 2024	<u>II 2025</u> I 2025	<u>III 2025</u> II 2025	<u>IV 2025</u> III 2025	<u>IV 2025</u> IV 2024
Vehicle-kilometres covered	93,7	101,0	91,0	112,3	96,7
Transported passengers	98,6	97,2	81,2	130,4	101,6

**Graph 3: Number of passengers carried in urban-suburban transport, 000**

## NOTES OF METHODOLOGY

Data on road transport were obtained by processing monthly and quarterly statistical data from surveys conducted by the Statistical Offices at the level of entities. The reporting units for these surveys are enterprises and other business subjects engaged in domestic and international transport of passengers and goods.

## DEFINITIONS

Considered as transport is movement of passengers or cargo from one place (loading place) to another place (unloading place) and representing the operation of transport enterprises.

Domestic transport implies transport of passenger between places of loading and unloading within the borders of the country.

International transport implies transport of passengers between the place of loading in our country and the place of unloading abroad, or the other way round.

Transport of passengers include transported passengers into domestic and international transport.

Passenger kilometre is a unit of measure which refers to transport of one passenger at the distance of one kilometre.

Goods are any goods transported by road transport means.

Goods transport is given in tons and ton kilometres, and it is the sum of all kilometres realized in domestic and international transport.

Tonne kilometre is a unit of measure which refers to transport of one tone of goods at the distance of one kilometre.

Urban transport of passengers refers to the work of economic entities engaged in transport of passengers in urban and suburban settlements. Data on urban/suburban transport is represented by the indicators of kilometres covered and passenger transported.

## STATISTICAL SIGNS

- No occurrence of event
- ... Data not available
- \* Corrected data

## ABBREVIATIONS USED

km	kilometer
pkm	passenger kilometer
t	tonne
tkm	tonne- kilometre

Published by the Agency for Statistics of the Bosnia and Herzegovina, 71000 Sarajevo, Zelenih beretki 26

Phone: +387 (33) 911 911 | Telefax: +387 (33) 220 622

E-mail: [bhas@bhas.gov.ba](mailto:bhas@bhas.gov.ba) | Web site: [www.bhas.gov.ba](http://www.bhas.gov.ba)

Responsible persons:

Alen Bajramović, Head of Department for Services Statistics

Vesna Čužić, Director

Prepared by: Emina Mehanović



Please consider the environment before printing this document.