



FIRST RELEASE



You are required to specify a data source when allowed in your product or application.

YEAR XIX

SARAJEVO, 09.01.2026

NUMBER 11

BUSINESS STATISTICS Tourism, November 2025

In Bosnia and Herzegovina, in November 2025, tourists recorded 121,450 visits, which is 34.8% less compared to October 2025 and 3.1% less compared to November 2024.

Tourists recorded 249,706 overnight stays, which is 33.2% less compared to October 2025 and 0.3% more compared to November 2024. In the structure of total overnight stays, domestic tourists accounted for 37.6%, while foreign tourists accounted for 62.4%.

The number of overnight stays by domestic tourists was 14.7% less compared to October 2025 and 5.6% more compared to November 2024. The number of overnight stays by foreign tourists was 40.9% less compared to October 2025 and 2.6% less compared to November 2024.

In November 2025, within the structure of foreign tourists' overnight stays, the highest number was recorded by tourists from Croatia with 25.2%, followed by Serbia with 12.3%, Turkey with 9.0%, and Slovenia with 7.4%. Next were tourists from Montenegro with a share of 4.9%, China with 3.9%, Germany with 3.3%, and Italy with 3.2%. These countries together make up 69.2% of the total number of overnight stays by foreign tourists, while tourists from other countries accounted for the remaining 30.8%.

In November 2025, in Bosnia and Herzegovina, a total of 19,953 rooms, apartments, and camping places were available to tourists, with a capacity of 44,926 beds. The availability of rooms, apartments, and camping places was 0.5% less compared to November 2024, while the number of beds was 2.9% more compared to the same month in 2024.

Graph 1: Tourist nights for the period November 2024. - November 2025.

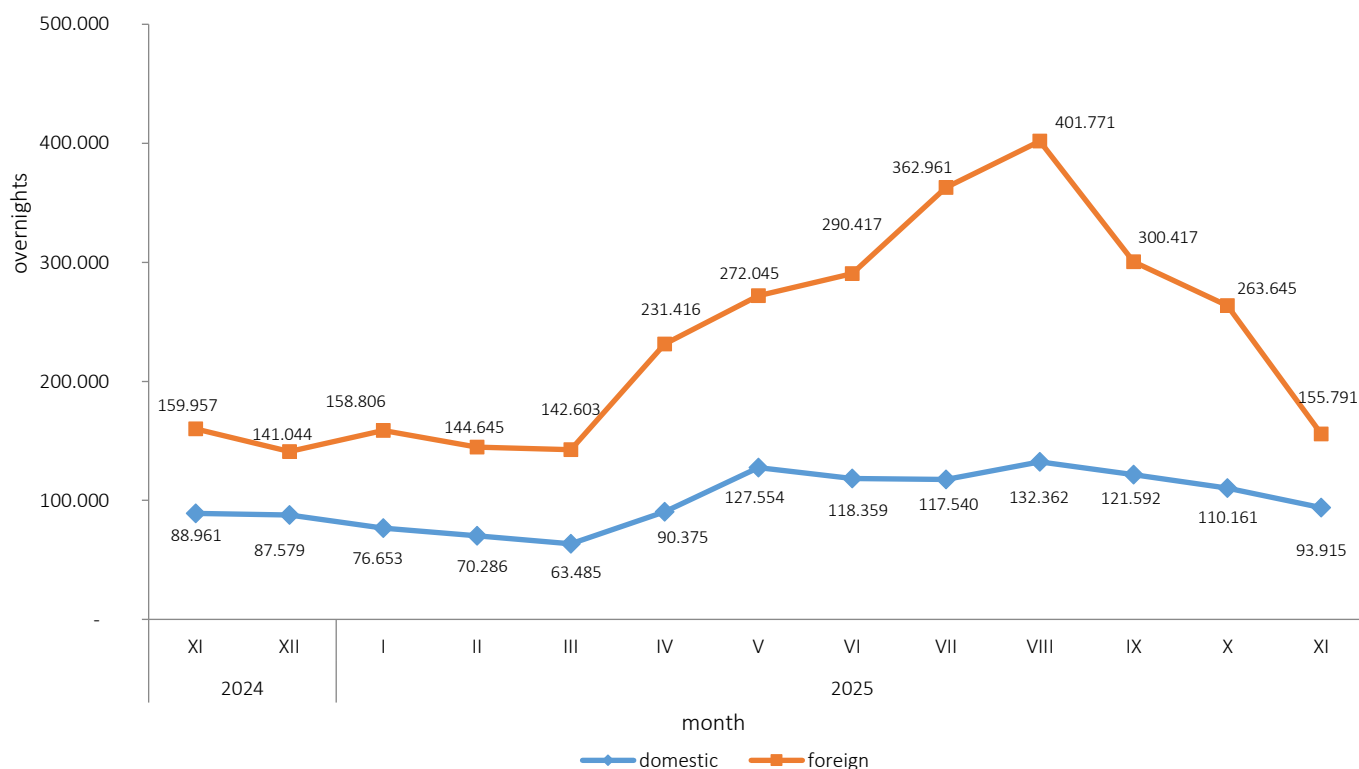
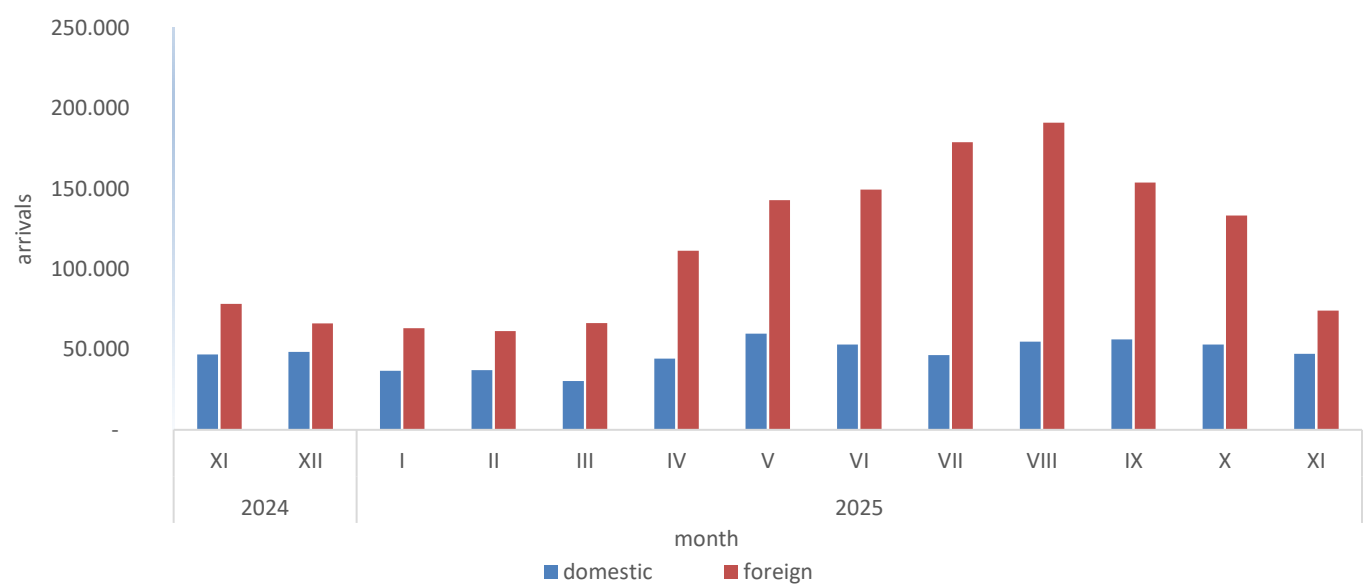


Table 1: Tourist arrivals and overnight stays

	Arrivals					Overnights					XI 2025	
	XI 2024*	X 2025	XI 2025	Indicies XI 2025 X 2025	Indicies XI 2025 XI 2024	XI 2024*	X 2025	XI 2025	Indicies XI 2025 X 2025	Indicies XI 2025 XI 2024	Structure of overnights %	Average number of overnights per check- in
TOTAL	125.311	186.275	121.450	65,2	96,9	248.918	373.806	249.706	66,8	100,3	100,0	2,1
Domestic tourists	46.956	52.964	47.274	89,3	100,7	88.961	110.161	93.915	85,3	105,6	37,6	2,0
Foreign tourists	78.355	133.311	74.176	55,6	94,7	159.957	263.645	155.791	59,1	97,4	62,4	2,1

*) final data

Graph 2: Tourist arrivals November 2024. - November 2025.



Regarding the length of stay of foreign tourists in our country, tourists from Egypt rank first with an average of 4.9 overnight stays, followed by those from Qatar with 4.0. This is followed by tourists from Bahrain with an average of 3.1 overnight stays, while tourists from the United Arab Emirates, Brazil, and Oman recorded an average of 3.0 overnight stays each. Tourists from Poland and Israel recorded an average of 2.8 overnight stays each.

Graph 3: Arrivals and overnight stays of foreign tourists by country of residence, November 2025.

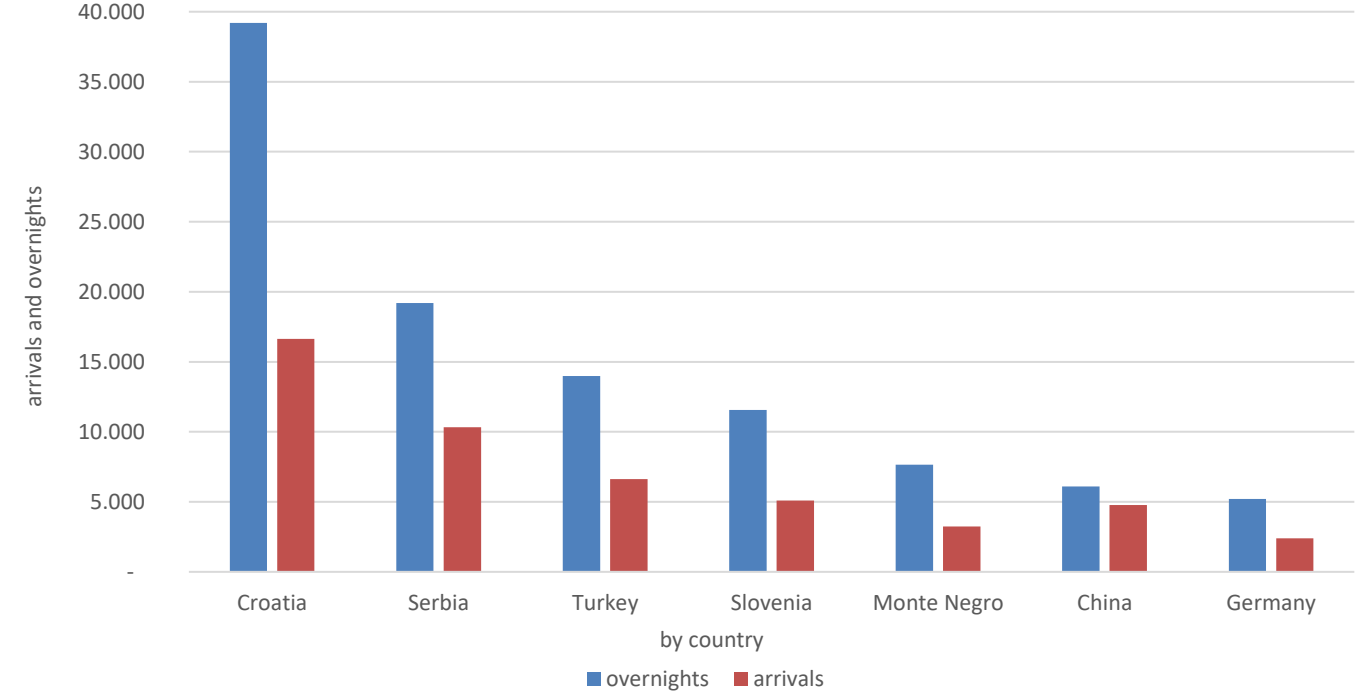


Table 2: Tourist arrivals and overnight stays according to KD BiH ¹⁾

	Arrivals					Overnight stays					XI 2025
	XI 2024*	X 2025	XI 2025	Indicies XI 2025 X 2025	Indicies XI 2025 XI 2024	XI 2024*	X 2025	XI 2025	Indicies XI 2025 X 2025	Indicies XI 2025 XI 2024	The structure of overnights in %
TOTAL	125.311	186.275	121.450	65,2	96,9	248.918	373.806	249.706	66,8	100,3	100,0
Hotels and similar accommodation	122.309	181.606	118.528	65,3	96,9	236.548	355.293	235.775	66,4	99,7	94,4
Resorts and similar facilities for short breaks	2.190	3.389	2.049	60,5	93,6	5.475	9.683	6.379	65,9	116,5	2,6
Campsites and camping areas	86	367	77	21,0	89,5	122	480	95	19,8	77,9	0,0
Other accommodation	726	913	796	87,2	109,6	6.773	8.350	7.457	89,3	110,1	3,0
Domestic tourists	46.956	52.964	47.274	89,3	100,7	88.961	110.161	93.915	85,3	105,6	37,6
Hotels and similar accommodation	45.255	51.113	45.856	89,7	101,3	80.763	100.426	86.129	85,8	106,6	34,5
Resorts and similar facilities for short breaks	1.138	1.130	822	72,7	72,2	2.672	2.577	2.087	81,0	78,1	0,8
Campsites and camping areas	24	2	25	1.250,0	104,2	33	2	27	1.350,0	81,8	0,0
Other accommodation	539	719	571	79,4	105,9	5.493	7.156	5.672	79,3	103,3	2,3
Foreign tourists	78.355	133.311	74.176	55,6	94,7	159.957	263.645	155.791	59,1	97,4	62,4
Hotels and similar accommodation	77.054	130.493	72.672	55,7	94,3	155.785	254.867	149.646	58,7	96,1	59,9
Resorts and similar facilities for short breaks	1.052	2.259	1.227	54,3	116,6	2.803	7.106	4.292	60,4	153,1	1,7
Campsites and camping areas	62	365	52	14,2	83,9	89	478	68	14,2	76,4	0,0
Other accommodation	187	194	225	116,0	120,3	1.280	1.194	1.785	149,5	139,5	0,7

* final data

¹⁾Classification of activities of Bosnia and Herzegovina (BiH) 2010

Within the activity “Hotels and similar accommodation” a total of 18,271 rooms and apartments were available to tourists, which is 1.8% less than in November 2024, and 39,974 beds, which is 2.0% more compared to the same month of the previous year. The room occupancy rate in November 2025 was 26.9%, and permanent beds 19.7%, while in November 2024 the room occupancy rate was 26.8%, and permanent beds 20.2%. According to the type of accommodation facility, the largest number of overnight stays was achieved within the activity “Hotels and similar accommodation,” accounting for 94.4% of the total number of overnight stays.

Table 3: Tourist arrivals and overnight stays by arrival method

	Individually						Organized					
	Arrivals			Overnight stays			Arrivals			Overnight stays		
	XI 2024	XI 2025	Indicies XI 2025 XI 2024	XI 2024	XI 2025	Indicies XI 2025 XI 2024	XI 2024	XI 2025	Indicies XI 2025 XI 2024	XI 2024	XI 2025	Indicies XI 2025 XI 2024
TOTAL	96.310	95.207	98,9	180.666	188.701	104,4	29.001	26.243	90,5	68.252	61.005	89,4
Domestic tourists	40.284	41.800	103,8	74.875	84.454	112,8	6.672	5.474	82,0	14.086	9.461	67,2
Foreign tourists	56.026	53.407	95,3	105.791	104.247	98,5	22.329	20.769	93,0	54.166	51.544	95,2

*) final data

Table 4: Arrivals and overnight stays of foreign tourists by country of residence

	Arrivals					Overnights					XI 2025	
	XI 2024*	X 2025	XI 2025	Indicies XI 2025 X 2025	Indicies XI 2025 XI 2024	XI 2024*	X 2025	XI 2025	Indicies XI 2025 X 2025	Indicies XI 2025 XI 2024	Ovrnights structure %	Avergae number of overnights per check in
TOTAL	78.355	133.311	74.176	55,6	94,7	159.957	263.645	155.791	59,1	97,4	100,0	2,1
Albania	580	608	476	78,3	82,1	1.280	1.055	990	93,8	77,3	0,6	2,1
Austria	2.018	3.387	1.633	48,2	80,9	3.629	6.262	3.148	50,3	86,7	2,0	1,9
Belgium	454	488	268	54,9	59,0	868	1.210	591	48,8	68,1	0,4	2,2
Bulgaria	385	1.275	467	36,6	121,3	1.109	2.423	1.053	43,5	95,0	0,7	2,3
Montenegro	3.300	4.624	3.246	70,2	98,4	6.322	10.627	7.644	71,9	120,9	4,9	2,4
Czech Republic	331	706	343	48,6	103,6	746	1.807	895	49,5	120,0	0,6	2,6
Denmark	156	620	148	23,9	94,9	310	1.543	263	17,0	84,8	0,2	1,8
Estonia	20	59	34	57,6	170,0	52	145	90	62,1	173,1	0,1	2,6
Finland	93	218	54	24,8	58,1	267	369	135	36,6	50,6	0,1	2,5
France	495	2.428	456	18,8	92,1	1.009	8.739	886	10,1	87,8	0,6	1,9
Greece	439	1.009	270	26,8	61,5	1.184	1.830	453	24,8	38,3	0,3	1,7
Netherlands	940	1.712	560	32,7	59,6	2.094	4.757	1.300	27,3	62,1	0,8	2,3
Croatia	16.435	15.808	16.635	105,2	101,2	38.136	31.767	39.196	123,4	102,8	25,2	2,4
Ireland	185	969	216	22,3	116,8	468	1.872	473	25,3	101,1	0,3	2,2
Iceland	12	23	20	87,0	166,7	20	40	42	105,0	210,0	0,0	2,1
Italy	2.263	3.501	2.115	60,4	93,5	5.202	8.629	5.004	58,0	96,2	3,2	2,4
Cyprus	60	100	28	28,0	46,7	200	130	68	52,3	34,0	0,0	2,4
Latvia	48	162	42	25,9	87,5	123	425	80	18,8	65,0	0,1	1,9
Lithuania	83	82	71	86,6	85,5	204	166	195	117,5	95,6	0,1	2,7
Luxembourg	43	36	106	294,4	246,5	81	89	184	206,7	227,2	0,1	1,7
Hungary	437	3.437	672	19,6	153,8	773	6.810	1.200	17,6	155,2	0,8	1,8
Malta	10	8	61	762,5	610,0	13	26	62	238,5	476,9	0,0	1,0
Norway	208	347	129	37,2	62,0	549	785	324	41,3	59,0	0,2	2,5
Germany	2.400	5.527	2.394	43,3	99,8	5.127	12.418	5.213	42,0	101,7	3,3	2,2
Poland	628	1.956	642	32,8	102,2	1.360	4.872	1.791	36,8	131,7	1,1	2,8
Portugal	127	219	179	81,7	140,9	317	404	351	86,9	110,7	0,2	2,0
Romania	419	777	720	92,7	171,8	1.110	1.983	1.458	73,5	131,4	0,9	2,0
Russian Federation	1.016	1.128	1.045	92,6	102,9	2.091	2.306	1.767	76,6	84,5	1,1	1,7
North Macedonia	986	1.717	730	42,5	74,0	1.981	3.152	1.482	47,0	74,8	1,0	2,0
Slovakia	191	476	249	52,3	130,4	441	1.206	542	44,9	122,9	0,3	2,2
Slovenia	5.271	10.083	5.094	50,5	96,6	12.166	21.528	11.571	53,7	95,1	7,4	2,3

(continued on next page)

(continued)

	Arrivals					Overnights					XI 2025	
	XI 2024*	X 2025	XI 2025	Indicies XI 2025 X 2025	Indicies XI 2025 XI 2024	XI 2024*	X 2025	XI 2025	Indicies XI 2025 X 2025	Indicies XI 2025 XI 2024	Ovrnights structure %	Avergae number of overnights per check in
Serbia	10.085	14.637	10.335	70,6	102,5	18.845	28.303	19.189	67,8	101,8	12,3	1,9
Spain	596	1.519	926	61,0	155,4	1.519	3.537	1.815	51,3	119,5	1,2	2,0
Switzerland (including Liechtenstein)	511	1.375	566	41,2	110,8	955	3.153	1.093	34,7	114,5	0,7	1,9
Sweden	542	1.341	652	48,6	120,3	1.161	3.093	1.400	45,3	120,6	0,9	2,1
Turkey	9.950	13.631	6.632	48,7	66,7	17.195	20.386	13.983	68,6	81,3	9,0	2,1
United Kingdom	1.385	2.850	819	28,7	59,1	3.312	6.946	1.930	27,8	58,3	1,2	2,4
Ukraine	221	284	309	108,8	139,8	640	528	686	129,9	107,2	0,4	2,2
Other European countries	438	437	338	77,3	77,2	1.301	940	801	85,2	61,6	0,5	2,4
Egypt	51	127	45	35,4	88,2	209	357	222	62,2	106,2	0,1	4,9
South Africa	21	122	73	59,8	347,6	51	380	164	43,2	321,6	0,1	2,2
Other African countries	117	180	139	77,2	118,8	362	500	386	77,2	106,6	0,2	2,8
Canada	229	1.208	267	22,1	116,6	584	2.365	584	24,7	100,0	0,4	2,2
USA	1.764	5.315	1.984	37,3	112,5	4.706	12.575	4.710	37,5	100,1	3,0	2,4
Other Northern American countries	94	328	171	52,1	181,9	215	595	620	104,2	288,4	0,4	3,6
Brazil	197	871	218	25,0	110,7	422	1.750	653	37,3	154,7	0,4	3,0
Other Southern and Central American countries	546	1.386	310	22,4	56,8	887	2.808	717	25,5	80,8	0,5	2,3
Bahrain	32	63	26	41,3	81,3	88	134	80	59,7	90,9	0,1	3,1
India	160	366	306	83,6	191,3	358	592	521	88,0	145,5	0,3	1,7
Iran	18	14	11	78,6	61,1	34	42	15	35,7	44,1	0,0	1,4
Israel	61	1.064	142	13,3	232,8	101	2.116	396	18,7	392,1	0,3	2,8
Japan	145	358	122	34,1	84,1	228	470	212	45,1	93,0	0,1	1,7
Republic of Korea	494	831	399	48,0	80,8	1.158	1.028	500	48,6	43,2	0,3	1,3
Qatar	62	81	46	56,8	74,2	173	192	183	95,3	105,8	0,1	4,0
China	5.466	12.068	4.766	39,5	87,2	7.004	14.345	6.098	42,5	87,1	3,9	1,3
Kuwait	134	261	466	178,5	347,8	452	807	786	97,4	173,9	0,5	1,7
Malaysia	1.161	2.209	1.383	62,6	119,1	1.540	2.874	1.723	60,0	111,9	1,1	1,2
Oman	44	38	33	86,8	75,0	93	73	98	134,2	105,4	0,1	3,0
Saudi Arabia	731	854	616	72,1	84,3	1.483	1.910	1.624	85,0	109,5	1,0	2,6
United Arab Emirates	463	674	389	57,7	84,0	1.261	2.268	1.170	51,6	92,8	0,8	3,0
Other Asian countries	2.152	3.762	2.195	58,3	102,0	3.364	6.371	4.209	66,1	125,1	2,7	1,9
Australia	338	1.228	241	19,6	71,3	758	2.342	546	23,3	72,0	0,4	2,3
New Zealand	39	110	35	31,8	89,7	146	220	96	43,6	65,8	0,1	2,7
Other countries of Oceania	75	229	113	49,3	150,7	120	270	130	48,1	108,3	0,1	1,2

final data
1) Indices higher than 999
- no occurrence

METHODOLOGICAL EXPLANATIONS

The purpose of the statistical survey

The purpose of the statistical survey is to monitor the tourist activity realised in commercial accommodation establishments and to provide internationally comparable BiH's tourism statistics in accordance with current EU Regulations for the tourism statistics.

Observation units

Observation units are all business entities /legal units which are, by the main activity, registered in accommodation activity (division 55 - KD BiH 2010), persons as well as households that rent accommodation establishments to tourists. For the purpose of the survey, Classification of Activities in Bosnia and Herzegovina - KD BiH 2010 was used, and it is fully compliant with the European Classification of Economic Activities - NACE Rev. 2.

Coverage

Reporting units are all business entities (enterprises, craftsmen, cooperatives, institutions, associations etc.) and their constituent units that are registered according to KD BiH 2010 under section: 55.1 (hotels and similar accommodation), 55.2 (holiday and other short - stay accommodation), 55.3 (camps and camping grounds), 55.9 (other uncategorised accommodation), health care institutions in which person themselves bear the fee for medical rehabilitation or their stay; business entities that deal with the mediation of accommodation of guests in households, houses, camps, apartments and rooms which are directly rented by private persons/households. Survey covers the entire territory of Bosnia and Herzegovina.

Source and methods of data collection

Data on tourist's turnover (number of tourist arrivals and tourist nights) are collected from regular monthly report (TU-11 form). Reports are usually made based on reception records in guest books, entities and their parts engaged in organizing and arranging of tourists.

Data revision

Regular press releases on tourism are published in monthly dynamics and contain preliminary / first results until the final data are published.

The first regular revision of data implies that, when publishing data for the next month, the published data from the previous month (t-1) are revised in accordance with the information submitted by the reporting unit. The second regular revision of previously published data is the annual revision, which includes all changes in the data submitted after the first revision, in order to ensure the accuracy of the published data.

The press release clearly indicates what the data are, so that users of the statistics can interpret them correctly. If new statistical standards and concepts are introduced, changes in the research methodology are made, it is necessary to revise the data to ensure the consistency and comparability of data from previous historical series and new data series. Users will be informed about changes in data and reasons in an appropriate and transparent manner, in regular monthly press releases and other publications for the public, as well as on the website of the BiH Agency for Statistics (www.bhas.gov.ba).

DEFINITIONS

Tourism means the activity of visitors taking a trip to a main destination outside their usual environment for less than a year, for leisure, business or other personal purpose other than to be employed by a resident entity in the place visited.

Tourist is every person who, outside his place of permanent residence, spends one night in a hotel or some other accommodation facility for reasons of rest, recreation, health, study, sport, religion, family, business, public tasks or meeting.

Residence is a place where a person came with the intention of permanent stay. A tourist is registered in every place or establishment where he stays and, therefore, in case he/she changes the place or establishment, he/she must register again, which results in data ambiguity. Consequently, the statistics register the number of tourist arrivals and not the number of tourists.

A domestic tourist is a person with permanent residence in the BiH who spends at least one night in a hotel or some other accommodation establishment outside their place or residence.

Foreign tourist is every person with permanent residence outside in BiH who temporarily resides in BiH and who spends at least one night in a hotel or some other accommodation establishment.

Tourist arrivals refer to the number of persons (tourists) who arrived and registered their stay in an accommodation establishment.

Tourist nights refer to every registered overnight stay of a person (tourist) in an accommodation establishment.

Accommodation capacities are presented as the number of rooms, apartments and camping sites, and the number of permanent beds.

Permanent beds are those that are regularly ready-made for renting to guests.

Occupancy rate of permanent beds (net) in the reference period is obtained by dividing the total number of nights by the number of beds on offer and the number of days when the beds are available for use during the reference period. The data are expressed as a percentage.

Occupancy rate of bedrooms (net) in the reference period is obtained by dividing the total number of bedrooms used during the reference period by the number of bedrooms available for use during the reference period. The data is expressed as a percentage.

Organization of tourist arrivals represent the way of organising tourist arrangements. Depending on the way of organising, tourist arrangement can be individual or organised (travel agencies).

Symbols

- no occurrence

0.0 value not zero but less than 0.05

1) Indices greater than 999

Published by the Agency for Statistics of Bosnia and Herzegovina, 71000 Sarajevo, Zelenih beretki 26

Email: bhas@bhas.gov.ba | Website: www.bhas.gov.ba

Vesna Ćužić, Director

Press release prepared by: Azra Bander Demirović and Mirza Agić



Please consider the environment before printing this document.